



[VIEW CONTENTS](#)

Parker Industrial Hose

Catalog 4800 December 2020



ENGINEERING YOUR SUCCESS.



This QR tag enables you to see additional product and other content on the web using your mobile phone. You will need a QR reader to get started. Please visit www.mobile-barcodes.com/qr-code-software for more information and a list of QR code readers you can install at no cost.



WARNING – USER RESPONSIBILITY

FAILURE OR IMPROPER SELECTION OR IMPROPER USE OF THE PRODUCTS DESCRIBED HEREIN OR RELATED ITEMS CAN CAUSE DEATH, PERSONAL INJURY AND PROPERTY DAMAGE.

- This document and other information from Parker-Hannifin Corporation, its subsidiaries and authorized distributors provide product or system options for further investigation by users having technical expertise.
- The user, through its own analysis and testing, is solely responsible for making the final selection of the system and components and assuring that all performance, endurance, maintenance, safety and warning requirements of the application are met. The user must analyze all aspects of the application, follow applicable industry standards, and follow the information concerning the product in the current product catalog and in any other materials provided from Parker or its subsidiaries or authorized distributors.
- To the extent that Parker or its subsidiaries or authorized distributors provide component or system options based upon data or specifications provided by the user, the user is responsible for determining that such data and specifications are suitable and sufficient for all applications and reasonably foreseeable uses of the components or systems.



Parker Safety Guide for Selecting and Using Hose, Tubing, Fittings, Connectors, Conductors, Valves and Related Accessories

Parker Publication No. 4400-B.1

WARNING: Failure or improper selection or improper use of hose, tubing, fittings, assemblies, valves, connectors, conductors or related accessories (“Products”) can cause death, personal injury and property damage. Possible consequences of failure or improper selection or improper use of these Products include but are not limited to:

- Fittings thrown off at high speed.
- High velocity fluid discharge.
- Explosion or burning of the conveyed fluid.
- Electrocution from high voltage electric powerlines.
- Contact with suddenly moving or falling objects that are controlled by the conveyed fluid.
- Injections by high-pressure fluid discharge.
- Dangerously whipping Hose.
- Tube or pipe burst.
- Weld joint fracture.
- Contact with conveyed fluids that may be hot, cold, toxic or otherwise injurious.
- Sparking or explosion caused by static electricity buildup or other sources of electricity.
- Sparking or explosion while spraying paint or flammable liquids.
- Injuries resulting from inhalation, ingestion or exposure to fluids.

Before selecting or using any of these Products, it is important that you read and follow the instructions in this Industrial Hose Catalog 4800 and the complete Parker Safety Guide for Selecting and Using Hose, Tubing, Fittings, Connectors, Conductors, Valves and Related Accessories, Parker Publication No. 4400-B.1 (refer to the Safety & Technical Information section of this catalog). No product from any division in Parker Fluid Connectors Group is approved for in-flight aerospace applications. For hoses and fittings used in in-flight aerospace applications, please contact Parker Aerospace Group.

Offer of Sale

Parker Hannifin Corporation, its subsidiaries or its authorized distributors hereby offer the items described in this document for sale. The provisions in the “Offer of Sale” stated at the end of this catalog govern this offer and its acceptance.

Industrial Hose Products, Catalog 4800

Table of Contents

Introduction.....	2
Air & Multipurpose Hose and Assemblies	18
Chemical Hose	44
Coolant and Engine Hose.....	52
Fuel Dispenser Hose	74
LPG / Propane Hose and Assemblies.....	80
Material Handling Hose	90
Oilfield Hose	103
Petroleum Transfer Hose	107
PVC Hose and Tubing	112
Steam Hose.....	121
Water Hose and Assemblies	129
Welding Hose and Assemblies	144
Couplings.....	154
Safety & Technical Information	164
Media Compatibility	182

Hose Selector Guides

at the beginning of each section identify products and provide product overviews.

Parker Industrial Hose

Parker industrial hose products are the preferred choice for transferring abrasive materials, acid and chemicals, air, compressed gases, food, fuel, oil, sanitary materials, steam, welding gases, water and many other materials. We manufacture a variety of hoses with covers that are resistant to abrasion, chemicals, flame, heat, oil, ozone, ultraviolet light and weathering. Our products provide value through robust performance and long service life.

Markets

- Agriculture
- Construction
- Food & Beverage
- General Industrial
- Marine
- Material Handling
- Military
- Mobile Equipment
- Oil and Gas
- Petrochemical
- Transportation

Market-Oriented Solutions

Parker penetrates new markets with new capabilities, products and services, leveraging our corporate economic power to pursue a program of aggressive, synergistic growth. These initiatives enable Parker to participate more fully in existing markets and establish a commanding position in emerging markets.

- Introduction of innovative products, such as ultra-flexible E-Z Form™ hose for coolant and oil suction/transfer service:
 - *Handles extreme bends while allowing full-flow, kink-free performance*
 - *Replaces formed hoses in many applications*

- *Eliminates special tooling costs and orders for minimum production quantities*
- *Minimizes potential leak points created by multiple hose/tubing system connections*

- Development of leading product solutions, such as the Twinhammer dual hose system for compliance with OSHA Respirable Crystalline Silica (RCS) safety standard:
 - *Delivers both air and water in a single, unitized configuration for silica dust suppression in pneumatic jackhammer applications*
 - *Provides easy and safe handling for operators*
 - *Color-coded hoses allow for quick identification of air and water lines*
 - *Features secure, maintenance-free connections with permanent crimp couplings*

- Institution of Select Hose Assembly Fabricator programs for anhydrous ammonia hose.



Your Partner for Motion Control Solutions

Parker Hannifin is a global Fortune 250 company and the world's leading supplier of motion control products, systems and solutions. The corporation posts over \$14 billion in annual sales (fiscal year 2019) and delivers hydraulic, pneumatic, electro-mechanical, fluid connector and filtration technology to more than 13,000 worldwide distribution and MRO outlets.

Parker's extensive product lines encourage single-sourcing of fluid and material transfer, fluid power and motion control applications, and Parker's state-of-the-art solutions—such as integrated systems, kitting services and standard and customized products—are supported by superior application engineering and technical expertise. With global headquarters in Cleveland, Ohio, and manufacturing and distribution facilities located strategically throughout North America, South America, Europe and Asia-Pacific, Parker is truly a global partner. Parker is listed on the New York Stock Exchange (NYSE) as PH.

Parker's industrial and transfer hoses are the preferred choice across diverse applications, industries and markets, from the global leader in hose manufacturing and design. Whatever the need, Parker has the right industrial hose for your job.



Circle of Safety



When hose assemblies must operate under high pressures or in critical applications, crimping is recommended over bands or clamps to attach couplings. The Circle of Safety program enables selection of the most appropriate hose, crimp couplings and fabrication methods to ensure that a hose assembly meets the maximum rated working pressure and design factor of the hose.

Parker tests and qualifies crimp specifications then enters them into CrimpSource®, a real-time online database accessible through www.parker.com/crimpsource. And as Parker adds new hoses to its product offering, they are tested, qualified with appropriate couplings then added to the CrimpSource database. Additional crimp specifications are established based upon an easy distributor-request procedure, also accessible through CrimpSource.

The Parker Circle of Safety program was the first to recognize and address the exorbitant costs of industrial hose litigation. Although organizations such as NAHAD, in cooperation with Parker and other industry leaders, have established basic hose

assembly design and fabrication training programs, there are few comprehensive industrial hose assembly safety standards similar to those established for high-pressure hydraulic hose applications. Because many suppliers in this industry manufacture only one hose assembly component—hose, couplings or attachment devices—there is great risk for a hose assembly failure due to mismatched or unqualified components. The innovative Parker Circle of Safety program was the first to build a tested and validated link between the component supplier (Parker), the distributor/ fabricator and the end-user of the industrial hose assembly. No more mixing and matching of components means no more worries. Parker is the preferred single source for safe and reliable hose assembly solutions in a wide range of applications and markets.



Designed and built for long-lasting performance and superior value, Parker's industrial hoses are available in a wide variety of hose constructions and material options to meet tough performance criteria.

Industry Organizations

Parker is well represented and has a strong voice in key industrial hose organizations.



Association for Rubber Products Manufacturers (ARPM)

In 2010 Parker transferred its membership from the Rubber Manufacturers Association (RMA) when the Elastomers Products Group of the RMA formed the ARPM, a separate and distinct organization focusing on hose, belting, molded products, seals and related rubber products and markets. Refer to the Safety and Technical Information section of this catalog for ARPM contact and ordering information.



NAHAD (Association for Hose and Accessories Distribution)

Parker continues a proud legacy, through acquisition of Dayco and Titan, as a charter member of NAHAD, one of the industry's oldest and most respected organizations. Parker supports the NAHAD Industrial Hose Assembly Specification Guidelines, which were established by NAHAD member volunteers. The guidelines provide performance recommendations for the specification, design and fabrication of hose assemblies and set a benchmark in our industry for quality, reliability and safety.



Parker industrial hoses are designed and constructed to withstand the demanding requirements of harsh fluids and extreme environments.

Not Sure Which Hose You Need? Use the "STAMPED" Guide



Hose Selection

This catalog provides guidance for selecting the proper hose for the applications listed herein. It contains many cautions, descriptions, directions and warnings for the safe and proper use of Parker industrial hose. All aspects of hose selection criteria should be clearly understood before recommending, suggesting, specifying or using any hoses.

The hose listings in this catalog provide detailed information to help select the correct hose for most applications. Also refer to the *Safety and Technical* section of this catalog for general product information. The hose listings include recommended coupling styles. Refer to the *Couplings and Equipment* section of this catalog for specific product information.

When ordering, use this guide to assist in determining the correct hose, coupling and attachment method.

S IZE	Hose inside diameter, outside diameter and overall length
T EMPERATURE	Maximum temperature of the material being conveyed and of the application environment
A PPPLICATION	External conditions/environment such as abrasion, bend radius, climate/temperature, crushing, color, conductivity/nonconductivity, flexing, industry or regulatory specifications, kinking and exposure to chemicals, oil, ozone and ultraviolet light
M EDIA	Type and concentration of material being conveyed and compatibility with the hose
P RESSURE	Maximum system pressure, including pressure spikes, suction/vacuum
E ND S	Style, type, attachment method, pressure rating and material compatibility of end couplings & connections
D ELIVERY	Testing, packaging and delivery requirements

Need Additional Help?

If you can't determine the appropriate or suitable hose or have special requirements, call Parker Customer Service at (440) 943-5700.

⚠ WARNING! Failure to follow recommended application information and recommended procedures for selection, installation, care, maintenance and storage of hose, couplings or hose assemblies may result in failure of the product to perform properly and may result in damage to property, serious bodily injury or death. Make sure that hose selected for any application is appropriate and suitable for that service. Application information is given with each hose listed in this Parker catalog. Refer to the Safety and Technical Data section of this catalog for information regarding safety, care, maintenance and storage. Contact Parker or your local Parker distributor for assistance.

⚠ WARNING! Product pages may contain comparisons to competitor products. These are provided as a tool to identify parts similar in form, fit, or function and are not intended as direct cross-references or direct interchanges to Parker products. The user must take care to compare any variances in materials and constructions between manufacturers, and to ensure the selected hose does not constitute a safety risk or change in required performance.

Making Safe Hose Assemblies

CrimpSource® Industrial Hose Crimp Specification System

The Parker **CrimpSource** system provides validated crimp specifications for permanent fittings used as components of industrial hose assemblies.

Industrial hose frequently conveys harsh fluids that can be dangerous and challenging if a leak or spill occurs. Parker industrial hose assemblies that incorporate

permanent crimped-on fittings applied to CrimpSource specifications provide an extra measure of performance, reliability and safety for workers and the environment.

The Parker CrimpSource crimp specification system provides:

- Live, online, real-time access to current crimp specification data
- Crimp specifications based on actual physical testing/data, not mathematical calculations
- Data for hoses from 1/4" ID to 10" ID



To access CrimpSource for industrial hose, visit parker.com/crimpsource.

Customer Service, Sales and Online Support

Parker offers a variety of avenues to support your needs. Our customer service team is available 12 hours a day to assist with your product questions or order inquiries. Our Industrial Hose Specialists are a specialized sales force trained in industrial applications and are available to collaborate on any project you may have. Visit our website to learn more about our products and access additional product literature for download.

Customer Service
(440) 943-5700

Email
HPD.Support@support.parker.com

Website
parker.com/safehose

Additional Support

Parker's product experts have developed additional market specific resources as a commitment to our customers and an important part of our value-added service.

Please visit the following:

Blogs: parker.com/HPD_Blogs

Product Videos: solutions.parker.com/HPD-product-videos

CAD: parker.com/HPD_CAD

Hose visual index

	7092 -19 	7093 -21 	7031R -22 
7057 -23 	7096 -23 	7322 -24 	7323 -24 
7094 -25 	7095 -25 	7396 -27 	7212 -28 
7107 -29 	7102 -30 	7187 -31 	7137 -32 
7308E -33 	SW360 -34 	7251 -35 	7284 -36 
7081 -40 	7082 -41 	7083 -41 	7084 -39 
7337 -42 	7337M -43 		7373T -45 
SWC693 -46 	7374 -47 	7108 -48 	SWC683 -49 
SWC683G -49 	SWC693B -51 		7395 -53 
7219 -55 	7399 -57 	389 -58 	397 -59 
395 60 	7181 -61 	7186 -62 	6722 -63 

(Continued on the following page)

Hose visual index

6723  -64	6724  -65	6750  -66	6823  -67
6621  -68	7116M  -69	SW569  -70	SS269  -72
7165  -73	<i>Fuel Dispenser Hose</i>	7280  -75	7282  -76
7124  -77	7114  -78	7175  -79	<i>LPG/Propane Hose & Assemblies</i>
7132  -81	7132XTC  -83	7232  -85	SS106  -87
7122  -88	SS25UL/7243  -89	<i>Material Handling Hose</i>	7204  -91
SW387  -92	SS111  -93	7234  -94	7331XT  -95
7244  -96	7363  -97	8341  -98	8341HD  -99
SS135  -100	SS247  -101	SW409  -102	<i>Oil Field Hose</i>
7213E  -104	7301  -105	7311N  -106	7311NXT  -106
<i>Petroleum Transport Hose</i>	7216E  -108	SWC609  -109	SWC609R  -109

(Continued on the following page)

Hose visual index

SWC325 -110 	7705 -111 	PVC Hose and Tubing	100 -113 
GPH -115 	125 -117 	126 -117 	7541 -119 
7542 -120 	Steam Hose	7285 -122 	7263C -123 
7264C -124 	7264 -125 	7263E -126 	7288 -127 
7200 -128 	Water Hose & Assembly	7392E -130 	SS122 -131 
7268E -132 	7258 -133 	7258BK -134 	7143 -135 
7079 -136 	7080 -137 	7360 -138 	7055 -139 
7093CW -139 	7385 -140 	7306E -141 	Welding Hose & Assembly
7109 -145 	7141 -146 	7142 -147 	7126 -148 
7120 -149 	7121 -150 	7123 -151 	7172 -152 
7293 -153 			



HOSE OVERVIEW CHART

Hose Size	Hose Construction	Pressure PSI															Standard Temp. Range °F	Standards	Page			
		-3	-4	-5	-6	-8	-10	-12	-16	-20	-24	-32	-40	-48	4"	5"				6"	>6"	
7092		200	200-300	200-300	200-300	200-300	200-300	200-300	200-300	200	200	200								-40/+212		19
7093		200	200-300	200-300	200-300	200-300	200-300	200-300	200-300	200	200	200								-40/+212		21
7031									300+											-40/+212	ARPM IP-7	22
7057						250			300											-40/+212		21
7096									300											-40/+212		23
7322										200	200	200								-40/+212		24
7323										200	200	200								Air -20 / -158 Other -20/+212		24
7094			200-300	300	200-300	200-300	300	200-300	200-300	200	200									Air -20 / -158 Other -20/+212	Electrically nonconductive*	25
7095			200-300	300	200-300	200-300	300	200-300	200-300	200	200									Air -20 / -158 Other -20/+212	Electrically nonconductive*	25
7396										300	300	300								Air -20 / -158 Other -20/+212	Electrically nonconductive*, MSHA	27
7212			300		300	300	300	300												Air -20 / -158 Other -20/+212	MSHA	28
7107			500		500	500		500	500	500	500	500								Air -40 / -158 Other -40/+212	Electrically nonconductive*, MSHA	29
7102					300	300		300	300	300	300									Air -70 / -158 Other -70/+212		30
7187		250	250		300															Air -20 / -158 Other -20/+212		31
7137			200	200																Air -40 / -158 Other -40/+212		32
7308E												300								-20 / +212		33
SW360											200	200		200	125		100			-40/+350		34
7251												600	600	500	500	400				-20/+212	MSHA	35
7284					1500	1000		1000												-20/+212	MSHA	36
7081									200											-40/+212		40
7082									300											-40/+212		41

Air / Multipurpose

(*min. resistance of one megaohm p/in. at 1000 volts DC)



HOSE OVERVIEW CHART

Hose Size	Hose Construction	Pressure PSI																Standard Temp. Range °F	Standards	Page			
		-3	-4	-5	-6	-8	-10	-12	-16	-20	-24	-32	-40	-48	4"	5"	6"				>6"		
Coolant & Engine Hose	6724		83		83															-65/+500		65	
	6750					142		108	100	92	83	67	50	29	17	17					-65/+350		66
	6823													27	27						-65/+500		67
	6621								225	225		225									-76/+392	SAE J20R2 Class A and TMC	68
	7116M					150	150		150	150											-40/+212		69
	SW569**					75	75	75		75	75	50	50	50	40	40					-20/+212	ABYC H-24, NMMA, SAE J1527 A1/A2, SAE J1942 Code: F / VW / NVW, SAE J2006 R2, SAE J20R2 B, SAE J20R4 B, SAE J20R5 B, SAE J30R5, ISO 7840:2004 A2, ISO 8469 B1, USCG	70
	SS269**								50	50	50	50	25	25	25	25					-40/+200	ABYC, USCG/SAE J2006R1	72
	7165			100	100	100	100	75													-20/+212	ABYC, CARB, CE, EPA, ISO 7840 A1, NMMA, SAE J1527, A1-15, USCG A1	73
Fuel Dispenser Hose	7280						50	50	50												-40/+180	UL330/ULC; NFPA 30A; UL30N4 (factory assemblies)	75
	7282						150	150	150												-40/+180	CARB CP-206; UL330/ULC; NFPA 30A (factory assemblies)	76
	7124						50	50	50												-40/+180	UL330/ULC; NFPA 30A; UL30N4 (factory assemblies)	77
	7114						50	50	50												-40/+180	UL330/ULC; NFPA 30A; UL30N4 (factory assemblies)	78
	7175							50	50												-40/+180		79
LPG/Propane Hose & Assemblies	7132			350		350	350		350	350											-40/+180*		81
	7132XTC									350											-65/+180*	UL21; CSA 8.1 Type I; optional DOT factory hose assembly testing and marking available for sizes smaller than 3/4"	83
	7232										350	350	350								-40/+180*	UL21; CSA 8.1 Type I; optional DOT factory hose assembly testing and marking available	85

**See product page for additional sizes

*(working pressures are at +68, higher temps reduce the available working pressure)



HOSE OVERVIEW CHART

Hose Size	Hose Construction	Pressure PSI														Standard Temp. Range °F	Standards	Page					
		-3	-4	-5	-6	-8	-10	-12	-16	-20	-24	-32	-40	-48	4"				5"	6"	>6"		
LPG/Propane Hose & Assemblies	SS106													350						-22/+158*	ISO 2928-1986 (E)	87	
	7122				125															-20/+160		88	
	SS25UL/7243			350	350	350	350													-40/+180*	UL21	89	
Material Handling	7204								1000	1000										Air -20/+158; Steam -20/+368 (saturated steam to 150 psi max); Other -20/+300		91	
	SW387											150	150	150	150	150				-40/+350		92	
	SS111												55	55	55	55	35	35		-40/+180		93	
	7234													3000						-40/+200		94	
	7331/7331XT <small>17331XT only</small>													400		400	400		400	-40/+200		95	
	7244					50		50	50	50	50									-20/+160		96	
	7363												100		100	100	100	100		-40/+160		97	
	8341										75	75			75	75		75	75	-40/+180		98	
	8341HD																		75			99	
	SS135**															100	100	100		-40/+180		100	
	SS247**																100	100	100	100	-40/+180		101
SW409																200	175	150	100	100	-40/+180		102

**See product page for additional sizes



HOSE OVERVIEW CHART

Hose Size	Hose Construction	Pressure PSI																Standard Temp. Range °F	Standards	Page					
		-3	-4	-5	-6	-8	-10	-12	-16	-20	-24	-32	-40	-48	4"	5"	6"				>6"				
Welding Hose and Assembly	7109		200	200		200															-40/+200	ARMP IP-7; CGA E-1	145		
	7141/ 7142 <small>*7141 only</small>		200	200		200	200*		200*													-40/+200	ARMP IP-7; CGA E-1	146	
	7126		200	200		200																-40/+200	ARMP IP-7	148	
	7120/ 7121/ 7031 <small>*7031 only</small>		200	200		200	200		300*														-40/+200	ARMP IP-7	149
	7123			200																			-40/+200	CGA E-1 color requirements	151
	7172		200	200	200	200																	-20/+212	Nonconductive	152
	7293						500		500	500	500	500	500											-22/+176	

Air and Multipurpose Hose



GST® II General Service Hose

Series 7031(R) (Green), Series 7057 (Blue), Series 7092 (Red), Series 7093 (Black), and Series 7096 (Yellow)



GST® II hose is a versatile general purpose hose designed to handle air, mild chemicals and water. The hose construction incorporates a tube that is compatible with light oil mists found in air tool lubricating systems, and the multiple plies of textile reinforcement provide flexibility. The cover is resistant to abrasion, heat and ozone, and is available in multiple standard colors for color-coded identification.

NOTE: Do not with use with oil or refined fuel.

Other cover colors available:

7031(R) (Green)

7096 (Yellow)

Series 7092 (Red)

Crimp Specifications

For currently qualified crimp specifications including coupling designation, refer to CrimpSource at www.parker.com/crimpsource.

# Part Number	ID (in)	ID (mm)	Reinf Layers	OD (in)	OD (mm)	Approx Wt (lbs/ft)	Approx Wt (kg/m)	Min Bend Rad (in)	Min Bend Rad (mm)	Max WP (psi)	Max WP (bar)	Perm Cplg Rec *	Nom Std Pack Qty (ft)	Pkg Type
-25200	1/4	6.4	2	0.5	12.7	0.09	0.13	3	64	200	14	HY	800	Reel
-25300	1/4	6.4	2	0.6	14.0	0.12	0.18	3	84	300	21	HY	800	Reel
-31300	5/16	7.9	2	0.6	15.9	0.14	0.21	4	89	300	21	HY	750	Reel
-38200	3/8	9.5	2	0.7	16.7	0.14	0.21	4	89	200	14	HY	700	Reel
-3820050													50	Carton

Factory Assemblies: Air, Service Station Air, Jackhammer and Sledgehammer hose assemblies are available from stock in popular configurations and appear at the end of this section.

⚠ WARNING: This product can expose you to chemicals including Carbon Black, which is known to the State of California to cause cancer. For more information go to www.p65warnings.ca.gov.

Tube: Black EPDM; ARPM Class C oil resistance
Reinforcement: Multiple textile plies
Cover: Black, blue, green, red, yellow EPDM; smooth finish
Temp. Range: -40°F to +212°F (-40°C to +100°C)
Brand Method: White ink on black, blue, green, red hose; black ink on yellow hose
Brand Example: PARKER (SERIES) GST® II (ID) XXX PSI MAX WP















Design Factor: 4:1
Industry Standards: ARPM IP-7 (7031R only)
Applications:
 • Air (including oil mist), mild chemicals, water
 • Agriculture, construction, general industrial
Vacuum: Not recommended
Compare to: Boston Bosflex A/W; ContiTech Frontier General Purpose; Gates Adapta Flex; Thermoid Valuflex GS

(Continued on the following page)

⚠ WARNING! Couplings attached with bands or clamps may reduce the working pressure of the hose assembly to less than the maximum rated working pressure of the hose. Refer to the NAHAD Industrial Hose Assembly Guidelines.

Series 7031(R), Series 7057, Series 7092, Series 7093, and Series 7096 – GST® II General Service Air & Water Hose (Continued)

Series 7092 (Red)

# Part Number 7092	 ID (in)	 ID (mm)	 Reinf Layers	 OD (in)	 OD (mm)	 Approx Wt (lbs/ft)	 Approx Wt (kg/m)	 Min Bend Rad (in)	 Min Bend Rad (mm)	 Max WP (psi)	 Max WP (bar)	 Perm Cplg Rec *	 Nom Std Pack Qty (ft)	 Pkg Type
-38300	3/8	9.5	2	0.7	17.5	0.16	0.24	4	102	300	21	HY	700	Reel
-3830050												HY	50	Carton
-50200	1/2	12.7	2	0.8	20.7	0.20	0.30	5	114	200	14	HY	550	Reel
-50304	1/2	12.7	4	0.9	22.2	0.24	0.36	5	127	300	21	HY	500	Reel
-5030450												HY	50	Carton
-63200	5/8	15.9	2	1.0	24.6	0.24	0.36	6	140	200	14	HY	450	Reel
-6320050												HY	50	Carton
-63304	5/8	15.9	4	1.1	27.0	0.35	0.52	6	140	300	21	HY	450	Reel
-75200	3/4	19.1	2	1.1	28.2	0.32	0.48	6	152	200	14	HY	400	Reel
-7520050												HY	50	Carton
-75254	3/4	19.1	4	1.2	29.4	0.37	0.55	6	152	250	17	HY	400	Reel
-7525450												HY	50	Carton
-75304	3/4	19.1	4	1.2	29.4	0.37	0.55	6	152	300	21	HY	400	Reel
-7530450												HY	50	Carton
-100200	1	25.4	2	1.4	35.7	0.47	0.70	7	178	200	14	HY	300	Reel
-100304	1	25.4	4	1.4	36.5	0.51	0.76	8	203	300	21	HY	300	Reel
-125204	1-1/4	31.8	4	1.8	45.2	0.77	1.15	9	229	200	14	HY	250	Reel
-150204	1-1/2	38.1	4	2.0	51.6	0.84	1.25	10	254	200	14	43	200	Reel
-15020450												43	50	Carton
-150204100												43	100	Reel
-200154	2	50.8	4	2.6	64.8	1.13	1.68	14	356	200	14	43	250	Reel

Factory Assemblies: Air, Service Station Air, Jackhammer and Sledgehammer hose assemblies are available from stock in popular configurations and appear at the end of this section.

WARNING: This product can expose you to chemicals including Carbon Black, which is known to the State of California to cause cancer. For more information go to www.p65warnings.ca.gov.

(Continued on the following page)

GST® II General Service Hose



Series 7031(R) (Green),
Series 7057 (Blue), Series 7092 (Red),
Series 7093 (Black), and Series 7096 (Yellow)

GST® II hose is a versatile general purpose hose designed to handle air, mild chemicals and water. The hose construction incorporates a tube that is compatible with light oil mists found in air tool lubricating systems, and the multiple plies of textile reinforcement provide flexibility. The cover is resistant to abrasion, heat and ozone, and is available in multiple standard colors for color-coded identification.

NOTE: Do not with use with oil or refined fuel.

Other cover colors available:

- 7031(R) (Green)
- 7057 (Blue)
- 7096 (Yellow)

Series 7093 (Black)

Crimp Specifications														
For currently qualified crimp specifications including coupling designation, refer to CrimpSource at www.parker.com/crimpsource .														
# Part Number	ID (in)	ID (mm)	Reinf Layers	OD (in)	OD (mm)	Approx Wt (lbs/ft)	Approx Wt (kg/m)	Min Bend Rad (in)	Min Bend Rad (mm)	Max WP (psi)	Max WP (bar)	Perm Cplg Rec *	Nom Std Pack Qty (ft)	Pkg Type
-19200	3/16	4.8	2	0.4	11.1	0.07	0.10	2	51	200	14	*	800	Reel
-25200	1/4	6.4	2	0.5	12.7	0.09	0.13	3	64	200	14	HY	800	Reel
-25250	1/4	6.4	2	0.5	12.9	0.10	0.15	3	76	250	17	HY	800	Reel
-25300	1/4	6.4	2	0.6	14.0	0.12	0.18	3	84	300	21	HY	800	Reel

Factory Assemblies: Air, Service Station Air, Jackhammer and Sledgehammer hose assemblies are available from stock in popular configurations and appear at the end of this section.

WARNING: This product can expose you to chemicals including Carbon Black, which is known to the State of California to cause cancer. For more information go to www.p65warnings.ca.gov.

Tube: Black EPDM; ARPM Class C oil resistance
Reinforcement: Multiple textile plies
Cover: Black, blue, green, red, yellow EPDM; smooth finish
Temp. Range: -40°F to +212°F (-40°C to +100°C)
Brand Method: White ink on black, blue, green, red hose; black ink on yellow hose
Brand Example: PARKER (SERIES) GST® II (ID) XXX PSI MAX WP
Design Factor: 4:1

Industry Standards: ARPM IP-7 (7031R only)
Applications:
 • Air (including oil mist), mild chemicals, water
 • Agriculture, construction, general industrial
Vacuum: Not recommended
Compare to: Boston Bosflex A/W; ContiTech FrontierGeneral Purpose; Gates Adapta Flex; Thermoid Valuflex GS

(Continued on the following page)

WARNING! Couplings attached with bands or clamps may reduce the working pressure of the hose assembly to less than the maximum rated working pressure of the hose. Refer to the NAHAD Industrial Hose Assembly Guidelines.

Series 7031(R), Series 7057, Series 7092, Series 7093, and Series 7096 – GST® II General Service Air & Water Hose (Continued)

Series 7093 (Black) (Continued)

# Part Number	ID (in)	ID (mm)	Reinf Layers	OD (in)	OD (mm)	Approx Wt (lbs/ft)	Approx Wt (kg/m)	Min Bend Rad (in)	Min Bend Rad (mm)	Max WP (psi)	Max WP (bar)	Perm Cplg Rec *	Nom Std Pack Qty (ft)	Pkg Type
-31200	5/16	7.9	2	0.6	15.1	0.12	0.18	3	84	200	14	HY	750	Reel
-31300	5/16	7.9	2	0.6	15.9	0.14	0.21	4	89	300	21	HY	750	Reel
-38200	3/8	9.5	2	0.7	16.7	0.14	0.21	4	89	200	14	HY	700	Reel
-38300	3/8	9.5	2	0.7	17.5	0.16	0.24	4	102	300	21	HY	700	Reel
-50200	1/2	12.7	2	0.8	20.7	0.20	0.30	5	114	200	14	HY	550	Reel
-50250	1/2	12.7	2	0.8	21.4	0.22	0.33	5	114	250	17	HY	550	Reel
-50304	1/2	12.7	4	0.9	22.2	0.24	0.36	5	127	300	21	HY	500	Reel
-63200	5/8	15.9	2	1.0	24.6	0.24	0.36	6	140	200	14	HY	450	Reel
-63304	5/8	15.9	4	1.1	27.0	0.35	0.52	6	140	300	21	HY	450	Reel
-75200	3/4	19.1	2	1.1	28.2	0.32	0.48	6	152	200	14	HY	400	Reel
-7520050												HY	50	Carton
-75304	3/4	19.1	4	1.2	29.4	0.37	0.55	6	152	300	21	HY	400	Reel
-100200	1	25.4	2	1.4	35.7	0.47	0.70	7	178	200	14	HY	300	Reel
-100304	1	25.4	4	1.4	36.5	0.51	0.76	8	203	300	21	HY	300	Reel
-125204	1-1/4	31.8	4	1.8	45.2	0.77	1.15	9	229	200	14	HY	250	Reel
-150204	1-1/2	38.1	4	2.0	51.6	0.84	1.25	10	254	200	14	43	200	Reel
-200154	2	50.8	4	2.6	64.8	1.13	1.68	14	356	200	14	43	250	Reel

Factory Assemblies: Air, Service Station Air, Jackhammer and Sledgehammer hose assemblies are available from stock in popular configurations and appear at the end of this section.

Series 7031 / 7031(R) (Green)

7031R meets ARPM IP-7 requirements for Grade R oxygen service in welding applications.

Brand Example: PARKER 7031 GST® II/OXYGEN 3/4 ID (19.1mm) MAX WP 300 PSI (200 PSI OXYGEN) ARPM IP-7-2008 STD DUTY GRADE R



Crimp Specifications

For currently qualified crimp specifications including coupling designation, refer to CrimpSource at www.parker.com/crimpsource.

# Part Number	ID (in)	ID (mm)	Reinf Layers	OD (in)	OD (mm)	Approx Wt (lbs/ft)	Approx Wt (kg/m)	Min Bend Rad (in)	Min Bend Rad (mm)	Max WP (psi)	Max WP (bar)	Perm Cplg Rec *	Nom Std Pack Qty (ft)	Pkg Type
7031-75304R	3/4	19.1	4	1.2	29.4	0.37	0.55	6	152	300†	21†	HY	400	Reel
7031-7530450R												HY	50	Carton

† 200 psi (13.8 bar) maximum recommended working pressure for oxygen service.

WARNING: This product can expose you to chemicals including Carbon Black, which is known to the State of California to cause cancer. For more information go to www.p65warnings.ca.gov.

Series 7031(R), Series 7057, Series 7092, Series 7093, and Series 7096 – GST® II General Service Air & Water Hose (Continued)

Series 7057 (Blue)

Crimp Specifications														
For currently qualified crimp specifications including coupling designation, refer to CrimpSource at www.parker.com/crimpsource .														
#	ID (in)	ID (mm)	Reinf Layers	OD (in)	OD (mm)	Approx Wt (lbs/ft)	Approx Wt (kg/m)	Min Bend Rad (in)	Min Bend Rad (mm)	Max WP (psi)	Max WP (bar)	Perm Cplg Rec *	Nom Std Pack Qty (ft)	Pkg Type
7057-50250	1/2	12.7	2	0.8	21.4	0.23	0.34	5	114	250	17	HY	500	Reel
7057-75304	3/4	19.1	4	1.2	29.4	0.37	0.55	6	152	300	21	HY	350	Reel
7057-7530450												HY	50	Carton

WARNING: This product can expose you to chemicals including Carbon Black, which is known to the State of California to cause cancer. For more information go to www.p65warnings.ca.gov.



Series 7096 (Yellow)

Crimp Specifications														
For currently qualified crimp specifications including coupling designation, refer to CrimpSource at www.parker.com/crimpsource .														
#	ID (in)	ID (mm)	Reinf Layers	OD (in)	OD (mm)	Approx Wt (lbs/ft)	Approx Wt (kg/m)	Min Bend Rad (in)	Min Bend Rad (mm)	Max WP (psi)	Max WP (bar)	Perm Cplg Rec *	Nom Std Pack Qty (ft)	Pkg Type
7096-75304	3/4	19.1	4	1.2	29.4	0.37	0.55	6	152	300	21	HY	400	Reel
7096-7530450												HY	50	Carton

WARNING: This product can expose you to chemicals including Carbon Black, which is known to the State of California to cause cancer. For more information go to www.p65warnings.ca.gov.

SUPER-FLEX® GS General Service Air & Water Hose

Series 7322 (Red) and
Series 7323 (Black)



Series 7322/7323 is a versatile general purpose hose designed to handle air, mild chemicals and water. The hose incorporates a tube that is compatible with light oil mists, and features a rigid mandrel construction that produces a **true** round, concentric profile for superior coupling fit and retention. The cover is resistant to abrasion, heat and ozone.

NOTE: Do not with use with oil or refined fuel.

Series 7322 (Red) and Series 7323 (Black)

Crimp Specifications

For currently qualified crimp specifications including coupling designation, refer to CrimpSource at www.parker.com/crimpsource.

#														
Part Number 7322 or 7323	ID (in)	ID (mm)	Reinf Layers	OD (in)	OD (mm)	Approx Wt (lbs/ft)	Approx Wt (kg/m)	Min Bend Rad (in)	Min Bend Rad (mm)	Max WP (psi)	Max WP (bar)	Perm Cplg Rec *	Nom Std Pack Qty (ft)	Pkg Type
-125200	1-1/4	31.8	2	1.7	44.2	0.71	1.06	8	191	200	14	43	200	Coil
-150200	1-1/2	38.1	2	2.0	50.4	0.82	1.22	9	216	200	14	43	200	Coil
-200200	2	50.8	4	2.6	65.2	1.23	1.83	12	305	200	14	43	200	Coil

WARNING: This product can expose you to chemicals including Carbon Black, which is known to the State of California to cause cancer. For more information go to www.p65warnings.ca.gov.

Tube: Black EPDM; ARPM Class C oil resistance

Reinforcement: Multiple textile plies

Cover: 7322: Red EPDM, wrapped finish
7323: Black EPDM, wrapped finish

Temp. Range: -40°F to +212°F (-40°C to +100°C)

Brand Method: 7322: White text on red stripe
7323: White text on black stripe

Brand Example: PARKER SERIES (7322) (7323) SUPER-FLEX® GS 200 PSI MAX WP GENERAL SERVICE

Design Factor: 4:1

Vacuum: Not recommended

Industry Standards: None applicable

Applications:

- Air (including oil mist), mild chemicals, water
- Agriculture, construction, general industrial

Compare to: ContiTech Frontier; Gates AdaptaFlex

WARNING! Couplings attached with bands or clamps may reduce the working pressure of the hose assembly to less than the maximum rated working pressure of the hose. Refer to the NAHAD Industrial Hose Assembly Guidelines.

MPT® II Multipurpose Oil Resistant Hose

Series 7094 (Red) and
Series 7095 (Black)

















Series 7094/7095 hose construction is electrically nonconductive multipurpose hose with a minimum resistance of one megaohm per inch at 1000 volts DC. The multiple plies of textile reinforcement provide flexibility and the cover is resistant to oil and weathering.

- NOTES:**
- Do not use in dry air applications (typically, air systems that do not expose the tube of the hose to lubricating oil mist from the compressor).
 - The user must determine if the hose is suitable for applications subject to electrical hazard. Contact Parker for additional information.
 - Do not use to dispense or transfer biodiesel, diesel fuel, or gasoline.

Series 7094 (Red)

Crimp Specifications

For currently qualified crimp specifications including coupling designation, refer to CrimpSource at www.parker.com/crimpsource.

#														
Part Number 7094	ID (in)	ID (mm)	Reinf Layers	OD (in)	OD (mm)	Approx Wt (lbs/ft)	Approx Wt (kg/m)	Min Bend Rad (in)	Min Bend Rad (mm)	Max WP (psi)	Max WP (bar)	Perm Cplg Rec *	Nom Std Pack Qty (ft)	Pkg Type
-25200	1/4	6.4	2	0.5	12.7	0.10	0.15	2	51	200	14	HY	800	Reel
-25300				0.6	14.0	0.12	0.18	3	64	300	21	HY	800	Reel
-31300	5/16	7.9	2	0.6	15.1	0.13	0.19	3	84	300	21	HY	750	Reel
-38200	3/8	9.5	2	0.7	16.7	0.15	0.22	4	97	200	14	HY	700	Reel
-38300	3/8	9.5	2	0.7	17.5	0.17	0.25	4	97	300	21	HY	650	Reel
-50200	1/2	12.7	2	0.8	20.7	0.21	0.31	5	127	200	14	HY	550	Reel
-50304	1/2	12.7	4	0.9	22.2	0.26	0.39	5	127	300	21	HY	500	Reel
-63304	5/8	15.9	4	1.1	27.0	0.38	0.57	6	155	300	21	HY	450	Reel
-75200	3/4	19.1	2	1.1	28.2	0.34	0.51	8	191	200	14	HY	400	Reel
-75304	3/4	19.1	4	1.2	29.4	0.40	0.60	6	152	300	21	HY	400	Reel
-100200	1	25.4	2	1.4	35.7	0.49	0.73	10	254	200	14	HY	300	Reel
-100304					36.5	0.54	0.80	8	203	300	21	HY	300	Reel
-125204	1-1/4	31.8	4	1.8	45.2	0.82	1.22	9	229	200	14	HY	250	Reel
-150204	1-1/2	38.1	4	2.0	51.6	0.90	1.34	10	254	200	14	HY	200	Reel

WARNING: This product can expose you to chemicals including DEHP, which is known to the State of California to cause cancer and birth defects or other reproductive harm. For more information go to www.p65warnings.ca.gov.

(Continued on the following page)













WARNING! Couplings attached with bands or clamps may reduce the working pressure of the hose assembly to less than the maximum rated working pressure of the hose. Refer to the NAHAD Industrial Hose Assembly Guidelines.

Series 7094 (Red) and Series 7095 (Black) – MPT® II Multipurpose Oil Resistant Hose – Nonconductive (Continued)

Series 7095 (Black)

Crimp Specifications

For currently qualified crimp specifications including coupling designation, refer to CrimpSource at www.parker.com/crimpsource.

#														
Part Number	ID (in)	ID (mm)	Reinf Layers	OD (in)	OD (mm)	Approx Wt (lbs/ft)	Approx Wt (kg/m)	Min Bend Rad (in)	Min Bend Rad (mm)	Max WP (psi)	Max WP (bar)	Perm Cplg Rec *	Nom Std Pack Qty (ft)	Pkg Type
-25300				0.6	14.0	0.12	0.18	3	64	300	21	HY	800	Reel
-31300	5/16	7.9	2	0.6	15.1	0.13	0.19	3	84	300	21	HY	750	Reel
-38200	3/8	9.5	2	0.7	16.7	0.15	0.22	4	97	200	14	HY	700	Reel
-38300	3/8	9.5	2	0.7	17.5	0.17	0.25	4	97	300	21	HY	650	Reel
-50200	1/2	12.7	2	0.8	20.7	0.21	0.31	5	127	200	14	HY	550	Reel
-50304	1/2	12.7	4	0.9	22.2	0.26	0.39	5	127	300	21	HY	500	Reel
-63304	5/8	15.9	4	1.1	27.0	0.38	0.57	6	155	300	21	HY	450	Reel
-75200	3/4	19.1	2	1.1	28.2	0.34	0.51	8	191	200	14	HY	400	Reel
-75304	3/4	19.1	4	1.2	29.4	0.40	0.60	6	152	300	21	HY	400	Reel
-100304	1	25.4	2	1.4	36.5	0.54	0.80	8	203	300	21	HY	300	Reel
-125204	1-1/4	31.8	4	1.8	45.2	0.82	1.22	9	229	200	14	HY	250	Reel
-150204	1-1/2	38.1	4	2.0	51.6	0.90	1.34	10	254	200	14	HY	200	Reel

WARNING: This product can expose you to chemicals including DEHP, which is known to the State of California to cause cancer and birth defects or other reproductive harm. For more information go to www.p65warnings.ca.gov.

Tube: Black nitrile; ARPM Class A oil resistance

Reinforcement: Multiple textile plies

Cover: 7094: Red chloroprene, smooth finish

7095: Black chloroprene, smooth finish

Temp. Range: Air: -20°F to +158°F (-29°C to +70°C)

Other Media: -20°F to +212°F (-29°C to +100°C)

Brand Method: White ink

Brand Example: PARKER SERIES (7094) (7095) MPT® II
(ID) XXX PSI MAX WP ELECTRICALLY
NONCONDUCTIVE

Design Factor: 4:1

Industry Standards: Electrically nonconductive with a minimum resistance of one megaohm per inch at 1000 volts DC

Applications:

- Air, mild chemicals, oil, water
- Cooling lines for electric furnaces and pot lines; lubrication systems
- Agriculture, construction, foundries, general industrial

Vacuum: Not recommended

Compare to: Boston Shock Safe; ContiTech Ortac/Variflex; Gates PremoFlex/19B

SUPER MPT® II

Multipurpose Oil Resistant Hose

Series 7396

















Series 7396 is a versatile, nonconductive multipurpose hose designed to handle air, mild chemicals, oil and water. The hose is electrically nonconductive with a minimum resistance of one megaohm per inch at 1000 volts DC. The rigid mandrel construction produces a *true* round, concentric profile for superior coupling fit and retention. The cover is resistant to oil and weathering.

- NOTES:**
- Do not use in dry air applications (typically, air systems that do not expose the tube of the hose to lubricating oil mist from the compressor).
 - The user must determine if the hose is suitable for applications subject to electrical hazard. Contact Parker for additional information.
 - Do not use to dispense or transfer biodiesel, diesel fuel or gasoline in regulated service (API, NFPA, UL, ULC or any other agency approval or listing).
 - Do not use in vehicle engine applications.
 - Refer to the Refined Fuel/Hose Compatibility Table in the Media Compatibility section.

Crimp Specifications

For currently qualified crimp specifications including coupling designation, refer to CrimpSource at www.parker.com/crimpsource.

# Part Number	 ID (in)	 ID (mm)	 Reinf Layers	 OD (in)	 OD (mm)	 Approx Wt (lbs/ft)	 Approx Wt (kg/m)	 Min Bend Rad (in)	 Min Bend Rad (mm)	 Max WP (psi)	 Max WP (bar)	 Perm Cplg Rec *	 Nom Std Pack Qty (ft)	 Pkg Type
7396-125300200	1-1/4	31.8	4	1.8	45.7	0.79	1.18	8	191	300	21	*	200	Coil
7396-150300200	1-1/2	38.1	4	2.0	51.4	0.87	1.30	9	216	300	21	*	200	Coil
7396-200300200	2	50.8	4	2.6	66.0	1.29	1.92	12	305	300	21	*	200	Coil

WARNING: This product can expose you to chemicals including DEHP, which is known to the State of California to cause cancer and birth defects or other reproductive harm. For more information go to www.p65warnings.ca.gov.

Tube: Black nitrile; ARPM Class A oil resistance

Reinforcement: Multiple textile plies

Cover: Red chloroprene, wrapped finish

Temp. Range: Air: -20°F to +158°F (-29°C to +70°C)

Other Media: -20°F to +212°F (-29°C to +100°C)

Brand Method: White text on red stripe

Brand Example: PARKER SERIES 7396 SUPER-MPT®
MULTIPURPOSE HOSE XXX PSI MAX WP
ELECTRICALLY NONCONDUCTIVE

Design Factor: 4:1

Industry Standards: Electrically nonconductive with a minimum resistance of one megaohm per inch at 1000 volts DC

Applications:

- Air, mild chemicals, oil, water
- Cooling lines for electric furnaces and pot lines; lubrication systems
- Agriculture, construction, foundries, general industrial

Vacuum: Not recommended

Compare to: ContiTech Ortac 250; Gates Duroflex

⚠ WARNINGS!

- ▶ Couplings attached with bands or clamps may reduce the working pressure of the hose assembly to less than the maximum rated working pressure of the hose. Refer to the NAHAD Industrial Hose Assembly Guidelines.
- ▶ The hose does not incorporate a helical wire; transfer of refined fuel may create an accumulation – and catastrophic discharge – of static electrical buildup.

JIFFY™ Push-On Multipurpose Hose






Series 7212



Series 7212 hose construction incorporates a silicone-free tube that does not contaminate air powered paint spray systems. The braided textile reinforcement is applied at a precise angle to provide kink resistance and superior coupling retention—to be used with push-on couplings which do not require bands, clamps or special tools for installation. The flame resistant cover meets MSHA requirements and is resistant to oil and weathering.

- NOTES:**
- Do not use in dry air applications (typically, air systems that do not expose the tube to a lubricating oil mist).
 - Do not use to dispense or transfer biodiesel, diesel fuel, or gasoline in regulated service (API, NFPA, UL, ULC or any other agency approval or listing).
 - Do not use in vehicle engine applications.
 - Refer to the Refined Fuel/Hose Compatibility Table in the Media Compatibility section.
 - Do not use bands or clamps to attach push-on couplings.

Other colors available:















7212-BL	
7212-GN	
7212-GY	
7212-RD	
7212-YL	

⚠️WARNING!

► The hose does not include a static wire; transfer of refined fuel may create an accumulation – and catastrophic discharge – of static electrical buildup.

Crimp Specifications

For currently qualified crimp specifications including coupling designation, refer to CrimpSource at www.parker.com/crimpsource.

# Part Number														
	ID (in)	ID (mm)	Reinf Layers	OD (in)	OD (mm)	Approx Wt (lbs/ft)	Approx Wt (kg/m)	Min Bend Rad (in)	Min Bend Rad (mm)	Max WP (psi)	Max WP (bar)	Perm Cplg Rec *	Nom Std Pack Qty (ft)	Pkg Type
7212-251XX	1/4	6.4	1	0.5	12.5	0.09	0.13	3	76	300	21	HY	700	Reel
7212-381XX	3/8	9.5	1	0.6	15.7	0.12	0.18	3	76	300	21	HY	700	Reel
7212-501XX	1/2	12.7	1	0.8	19.1	0.15	0.22	5	127	300	21	HY	600	Reel
7212-631XX	5/8	15.9	1	0.9	23.0	0.21	0.31	6	152	300	21	HY	500	Reel
7212-750XX	3/4	19.1	1	1.1	27.7	0.30	0.45	7	178	300	21	HY	400	Reel

XX in Part Number = BK (black), BL (blue), GN (green), GY (grey), RD (red), YL (yellow)

Factory Cut Lengths: Blue and gray hose available from stock in 50-ft. coils. See the following page.

Reattachable Couplings: Parker Series 82 Push-Lok® couplings.

⚠️WARNING: This product can expose you to chemicals including 1,3-Butadiene, which is known to the State of California to cause cancer and birth defects or other reproductive harm. For more information go to www.p65warnings.ca.gov.

Tube: Black nitrile; ARPM Class A oil resistance

Reinforcement: One textile braid

Cover: Black, blue, gray, green, red or yellow chloroprene; smooth finish

Temp. Range: Air: -40°F to +158°F (-40°C to +70°C)

Other Media: -40°F to +212°F (-40°C to +100°C)

Brand Method: White ink on black, blue and red hose; black ink on green, gray and yellow hose

Brand Example: PARKER 7212 JIFFY™ HOSE PUSH-ON (ID) 300 PSI MAX WP MSHA #

Design Factor: 4:1

Industry Standards: MSHA

Applications:

- Air, mild chemicals, oil, water; biodiesel (to B20 in dedicated service), diesel, ethanol, gasoline
- Air operated paint systems, air tools, transfer lines, vacuum lines
- Agriculture, construction, general industrial; automotive/factory color-coded assembly equipment

Compare to: ContiTech Autogrip; Gates Python Plus; Thermoid Flex Loc 300

Vacuum: 1/4" ID through 1/2" ID @ 28" Hg (711 mm Hg); 5/8" ID through 3/4" ID @ 15" Hg (381 mm Hg)

GRIZZLY™ 500 Multipurpose Hose

Series 7107

















Series 7107 hose is multipurpose hose that is electrically nonconductive with a minimum resistance of one megaohm per inch at 1000 volts DC. The bright yellow flame resistant modified nitrile/PVC cover is resistant to abrasion, oil and weathering.

- NOTES:**
- Do not use in dry air applications (typically, air systems that do not expose the tube to a lubricating oil mist).
 - The user must determine if the hose is suitable for applications subject to electrical hazard. Review the safety guide for electrical resistance.
 - Do not use to dispense or transfer biodiesel, diesel fuel, or gasoline.

Crimp Specifications

For currently qualified crimp specifications including coupling designation, refer to CrimpSource at www.parker.com/crimpsource.

# Part Number	 ID (in)	 ID (mm)	 Reinf Layers	 OD (in)	 OD (mm)	 Approx Wt (lbs/ft)	 Approx Wt (kg/m)	 Min Bend Rad (in)	 Min Bend Rad (mm)	 Max WP (psi)	 Max WP (bar)	 Perm Cplg Rec *	 Nom Std Pack Qty (ft)	 Pkg Type
7107-25500	1/4	6.4	4	0.6	15.9	0.16	0.24	2	51	500	34	*	750	Reel
7107-38500	3/8	9.5	4	0.8	19.1	0.20	0.30	3	76	500	34	HY	600	Reel
7107-50500	1/2	12.7	4	0.9	22.2	0.27	0.40	3	76	500	34	*	500	Reel
7107-75500	3/4	19.1	4	1.2	30.1	0.40	0.60	5	127	500	34	HY	400	Reel
7107-75500050												HY	24 x 50	Carton
7107-100500	1	25.4	4	1.5	38.1	0.59	0.88	6	152	500	34	*	300	Reel
7107-125500	1-1/4	31.8	4	1.8	45.7	0.80	1.19	9	229	500	34	43	250	Reel
7107-150500	1-1/2	38.1	4	2.0	51.6	0.91	1.36	12	305	500	34	43	200	Reel
7107-200500	2	50.8	4	2.685	68.2	1.31	1.95	24.0	609.6	500	34	*	100	Coil

WARNING: This product can expose you to chemicals including DEHP, which is known to the State of California to cause cancer and birth defects or other reproductive harm. For more information go to www.p65warnings.ca.gov.

Tube: Black nitrile; ARPM Class A oil resistance

Reinforcement: Multiple aramid plies; 2" ID (only) multiple textile plies

Cover: Yellow nitrile/PVC, smooth finish; 2" ID (only) wrapped finish

Temp. Range: Air: -40°F to +158°F (-40°C to +70°C)

Other Media: -40°F to +212°F (-40°C to +100°C)

Brand Method: Black ink

Brand Example: PARKER SERIES 7107 GRIZZLY (ID) 500 PSI MAX WP ELECTRICALLY NONCONDUCTIVE MSHA #

Design Factor: 4:1

Industry Standards: Electrically nonconductive with a minimum resistance of one megaohm per inch at 1000 volts DC; MSHA

Applications:

- Air, oil, mild chemicals, water
- Agriculture, construction, foundries, general industrial, mines

Vacuum: Not recommended

Compare to: Boston Mineforce; ContiTech Gorilla; Gates Terminator

WARNING! Couplings attached with bands or clamps may reduce the working pressure of the hose assembly to less than the maximum rated working pressure of the hose. Refer to the NAHAD Industrial Hose Assembly Guidelines.

ARCTIC EDGE™ Low Temperature Multipurpose Hose



Series 7102

Series 7102 hose construction is a low temperature multipurpose hose that incorporates a static wire as a path to conduct an electrical charge to ground. The multiple plies of textile reinforcement provide flexibility and kink resistance to -70°F (-57°C). The cover is resistant to oil and weathering, and incorporates a longitudinal solid blue stripe for color-coded identification.

- NOTES:**
- Do not use in dry air applications (typically, air systems that do not expose the tube to a lubricating oil mist).
 - Do not use to dispense or transfer biodiesel, diesel fuel, or gasoline in regulated service (API, NFPA, UL, ULC or any other agency approval or listing).
 - Do not use in vehicle engine applications.
 - Refer to the Refined Fuel/Hose Compatibility Table in the Media Compatibility section.

Crimp Specifications

For currently qualified crimp specifications including coupling designation, refer to CrimpSource at www.parker.com/crimpsource.

# Part Number	ID (in)	ID (mm)	Reinf Layers	OD (in)	OD (mm)	Approx Wt (lbs/ft)	Approx Wt (kg/m)	Min Bend Rad (in)	Min Bend Rad (mm)	Max WP (psi)	Max WP (bar)	Perm Cplg Rec *	Nom Std Pack Qty (ft)	Pkg Type
7102-38304	3/8	9.5	4	0.8	19.1	0.21	0.31	4	97	300	21	HY	650	Reel
7102-50304	1/2	12.7	4	0.9	23.0	0.28	0.42	5	127	300	21	*	500	Reel
7102-75304	3/4	19.1	4	1.2	29.4	0.37	0.55	6	152	300	21	HY	400	Reel
7102-100304	1	25.4	4	1.5	37.0	0.54	0.80	8	203	300	21	HY	300	Reel
7102-125304	1-1/4	31.8	4	1.8	46.0	0.83	1.24	9	229	300	21	HY	250	Reel
7102-138304	1-3/8	34.9	4	1.9	48.9	0.89	1.33	10	241	300	21	*	200	Reel

WARNING: This product can expose you to chemicals including DEHP, which is known to the State of California to cause cancer and birth defects or other reproductive harm. For more information go to www.p65warnings.ca.gov.

Tube: Black nitrile; ARPM Class A oil resistance

Reinforcement: Multiple textile plies with static wire

Cover: Black chloroprene; smooth finish

Temp. Range: Air: -70°F to +158°F (-57°C to +70°C)

Other Media: -70°F to +212°F (-57°C to +100°C)

Brand Method: White ink; solid blue stripe on reverse

Brand Example: PARKER SERIES 7102 ARCTIC EDGE™
(-70°F) LOW TEMP (ID) 300 PSI MAX WP

Design Factor: 4:1

Industry Standards: None applicable

Applications:

- Air, mild chemicals, oil, water; biodiesel (to B20 in dedicated service), diesel, ethanol, gasoline
- Cold weather, refrigerated applications
- Agriculture, construction, general industrial

Vacuum: Not recommended

Compare to: ContiTech Arctic Ortac; Thermoid Glacier Multipurpose

WARNING! Couplings attached with bands or clamps may reduce the working pressure of the hose assembly to less than the maximum rated working pressure of the hose. Refer to the NAHAD Industrial Hose Assembly Guidelines.

DAY-FLO®

Multipurpose Oil Resistant Hose

Series 7187

















Series 7187 is a versatile, multipurpose hose. The braided textile reinforcement provides kink resistance and superior coupling retention, and the cover is resistant to oil and weathering.

- NOTES:**
- Do not use in dry air applications (typically, air systems that do not expose the tube of the hose to lubricating oil mist from the compressor).
 - Do not use to dispense or transfer biodiesel, diesel fuel, or gasoline

Crimp Specifications

For currently qualified crimp specifications including coupling designation, refer to CrimpSource at www.parker.com/crimpsource.

#														
Part Number 7187	ID (in)	ID (mm)	Reinf Layers	OD (in)	OD (mm)	Approx Wt (lbs/ft)	Approx Wt (kg/m)	Min Bend Rad (in)	Min Bend Rad (mm)	Max WP (psi)	Max WP (bar)	Perm Cplg Rec *	Nom Std Pack Qty (ft)	Pkg Type
7187-191	1/2	12.7	2	0.9	22.2	0.26	0.39	5	122	300	21	HY	600	Reel
7187-251	1/4	6.4	1	0.5	12.7	0.09	0.13	3	64	250	17	HY	700	Reel
7187-252			2	0.6	15.1	0.15	0.22	3	84	300	21	HY	700	Reel
7187-382	3/8	9.5	2	0.7	18.3	0.19	0.28	4	102	300	21	HY	700	Reel

Tube: Black nitrile; ARPM Class A oil resistance

Reinforcement: One or multiple textile braids

Cover: 7187: Black chloroprene, smooth finish

Temp. Range: Air: -20°F to +158°F (-29°C to +70°C)

Other Media: -20°F to +212°F (-29°C to +100°C)

Brand Method: White ink

Brand Example: PARKER SERIES (7187) DAY-FLO® (ID)
XXX PSI MAX WP

Design Factor: 4:1

Industry Standards: None applicable

Applications:

- Air, mild chemicals, oil, water
- Agriculture, construction, general industrial

Vacuum: Not recommended

Compare to: Boston Easy Couple

⚠ WARNING! Couplings attached with bands or clamps may reduce the working pressure of the hose assembly to less than the maximum rated working pressure of the hose. Refer to the NAHAD Industrial Hose Assembly Guidelines.

WHIPPET® 200

Multipurpose Hose

Series 7137

















Series 7137 multipurpose hose has a braided textile reinforcement that provides kink resistance and superior coupling retention, and the cover is resistant to oil and weathering.

- NOTES:**
- Do not use in dry air applications (typically, air systems that do not expose the tube of the hose to lubricating oil mist from the compressor).
 - Do not use to dispense or transfer biodiesel, diesel fuel, or gasoline.

Crimp Specifications

For currently qualified crimp specifications including coupling designation, refer to CrimpSource at www.parker.com/crimpsource.

#														
Part Number	ID (in)	ID (mm)	Reinf Layers	OD (in)	OD (mm)	Approx Wt (lbs/ft)	Approx Wt (kg/m)	Min Bend Rad (in)	Min Bend Rad (mm)	Max WP (psi)	Max WP (bar)	Perm Cplg Rec *	Nom Std Pack Qty (ft)	Pkg Type
7137-251	1/4	6.4	1	0.4	11.0	0.06	0.09	2	51	200	14	HY	700	Reel
7137-311	5/16	7.9	1	0.5	13.5	0.09	0.13	3	64	200	14	HY	700	Reel

WARNING: This product can expose you to chemicals including 1,3-Butadiene, which is known to the State of California to cause cancer and birth defects or other reproductive harm. For more information go to www.p65warnings.ca.gov.

Tube: Black nitrile; ARPM Class A oil resistance
Reinforcement: One textile braid
Cover: Black chloroprene; smooth finish
Temp. Range: Air: -40°F to +158°F (-40°C to +70°C)
Other Media: -40°F to +212°F (-40°C to +100°C)
Brand Method: Not branded
Design Factor: 4:1

Industry Standards: None applicable
Applications:

- Air, mild chemicals, oil, water
- Air tools, hose whips
- Assembly lines, general industrial

Vacuum: Not recommended
Compare to: Boston Easy Couple

WARNING! Couplings attached with bands or clamps may reduce the working pressure of the hose assembly to less than the maximum rated working pressure of the hose. Refer to the NAHAD Industrial Hose Assembly Guidelines.

MAXIFLEX®

Lightweight Air Hose

Series 7308E



Series 7308E is a flexible, lightweight, medium pressure hose designed to handle air, including light oil lubricating mists found in air tool lubricating systems, mild chemicals and water. The rugged cover is resistant to abrasion and weathering. Series 7308E provides service for low to medium pressure air and water applications in construction, general industrial, mines and quarries.

Crimp Specifications

For currently qualified crimp specifications including coupling designation, refer to CrimpSource at www.parker.com/crimpsource.

# Part Number	ID (in)	ID (mm)	Reinf Layers	OD (in)	OD (mm)	Approx Wt (lbs/ft)	Approx Wt (kg/m)	Max WP (psi)	Max WP (bar)	Perm Cplg Rec *	Nom Std Pack Qty (ft)	Pkg Type
7308E-2000	2	50.8	4	2.6	66.0	1.16	1.73	300	21	*	100	Coil

WARNING: This product can expose you to chemicals including Carbon Black, which is known to the State of California to cause cancer. For more information go to www.p65warnings.ca.gov.

Tube: Black SBR

Reinforcement: Multiple textile plies

Cover: Yellow SBR; wrapped finish

Temp. Range: -20°F to +212°F (-29°C to +100°C)

Brand Method: Embossed

Brand Example: PARKER SERIES 7308E MAXIFLEX AIR HOSE 300 PSI WP

Design Factor: 3:1

Industry Standards: None applicable

Applications:

- Air, water
- Heavy duty air tools, compressors
- Construction, general industrial, mines, quarries

Vacuum: Not recommended

Compare to: ContiTech Plicord Air 300

WARNING! Couplings attached with bands or clamps may reduce the working pressure of the hose assembly to less than the maximum rated working pressure of the hose. Refer to the NAHAD Industrial Hose Assembly Guidelines.

DRAGON BREATH®

Hot Air Blower Hose

Series SW360



Series SW360 hose transfers hot air from a truck's compressor to the storage bin/cargo bay to blow out bulk material. The hose offers full suction capability, kink resistance, flexibility for ease of handling and a path to conduct a static electrical charge to ground. The cover resists abrasion, heat and ozone.

Crimp Specifications

For currently qualified crimp specifications including coupling designation, refer to CrimpSource at www.parker.com/crimpsource.

# Part Number	ID (in)	ID (mm)	Reinf Layers	OD (in)	OD (mm)	Approx Wt (lbs/ft)	Approx Wt (kg/m)	Min Bend Rad (in)	Min Bend Rad (mm)	Max WP (psi)	Max WP (bar)	Perm Cplg Rec *	Nom Std Pack Qty (ft)	Pkg Type
SW360-1500	1-1/2	38.1	2	2.0	51.0	1.06	1.58	5	127	200	14	*	100	Coil
SW360-2000	2	50.8	2	2.5	64.7	1.52	2.26	6	152	200	14	*	100	Coil
SW360-3000	3	76.2	2	3.6	90.9	2.54	3.78	12	305	200	14	*	100	Coil
SW360-4000	4	101.6	2	4.6	116.6	3.73	5.55	16	406	125	9	*	100	Coil
SW360-6000	6	152.4	2	6.7	169.4	4.65	6.92	24	610	100	7	*	100	Coil

WARNING: This product can expose you to chemicals including Carbon Black, which is known to the State of California to cause cancer. For more information go to www.p65warnings.ca.gov.

Tube: Black EPDM

Reinforcement: Multiple textile plies with single or dual wire helix

Cover: Black EPDM; wrapped finish

Temp. Range: -40°F to +350°F (-40°C to +177°C)

Brand Method: Black text on yellow stripe

Brand Example: PARKER DRAGON BREATH SW360 HOT AIR BLOWER HOSE XXX PSI WP

Design Factor: 4:1

Industry Standards: None applicable

Applications:

- Hot air blower systems
- In-plant transfer; delivery, loading/unloading
- General industrial, transportation

Compare to: ContiTech Plicord Torrid Air; Eaton Boston Wildcat Hot Air; Gates Hot Air Blower

Vacuum: 29" Hg (737 mm Hg)

⚠️ WARNINGS!

- ▶ Couplings attached with bands or clamps may reduce the working pressure of the hose assembly to less than the maximum rated working pressure of the hose. Refer to the NAHAD Industrial Hose Assembly Guidelines.
- ▶ Do not use with cam and groove couplings, which are designed for use with liquids.

THORO-BRAID®

Medium Pressure Wire Braid Multipurpose Hose















Series 7251



Series 7251 hose construction incorporates high tensile wire braid reinforcement that provides durability, kink resistance, medium pressure capability, and superior coupling retention. The flame resistant yellow cover is resistant to abrasion and oil.

Crimp Specifications

For currently qualified crimp specifications including coupling designation, refer to CrimpSource at www.parker.com/crimpsource.

# Part Number	 ID (in)	 ID (mm)	 Reinf Layers	 OD (in)	 OD (mm)	 Approx Wt (lbs/ft)	 Approx Wt (kg/m)	 Min Bend Rad (in)	 Min Bend Rad (mm)	 Max WP (psi)	 Max WP (bar)	 Perm Cplg Rec *	 Nom Std Pack Qty (ft)	 Pkg Type
7251-1501K	1-1/2	38.1	1	2.1	52.4	1.22	1.82	20	508	600	41	43, 71	150	Carton
7251-2002K	2	50.8	2	2.7	67.5	1.89	2.82	25	635	600	41	43, *	150	Carton
7251-2502K	2-1/2	63.5	2	3.2	80.2	2.30	3.43	32	813	500	35	*	150	Carton
7251-3002K	3	76.2	2	3.7	92.9	2.73	4.07	37	927	500	35	*	150	Carton
7251-4002K	4	101.6	2	4.7	118.3	3.63	5.41	48	1219	400	28	*	150	Coil

WARNING: This product can expose you to chemicals including Carbon Black, which is known to the State of California to cause cancer. For more information go to www.p65warnings.ca.gov.

Tube: Black chloroprene

Reinforcement: One or multiple wire braids

Cover: Yellow nitrile/PVC; perforated wrapped finish

Temp. Range: -20°F to +212°F (-29°C to +100°C)

Brand Method: Embossed

Brand Example: PARKER SERIES 7251 THORO-BRAID® AIR HOSE - WIRE BRAID XXX PSI MAX WP-DE4 FIRE RESISTANT-MSHA #

Design Factor: 4:1

Industry Standards: MSHA

Applications:

- Air, mild chemicals, oil, water
- Heavy duty air tools, compressors; bull hose, drill hose
- Construction, general industrial, mines and quarries

Vacuum: Not recommended

Compare to: ContiTech Ultrabraid Steel Air; Gates 500 MP/Air Drill; Kuriyama T130AK

WARNING! Couplings attached with bands or clamps may reduce the working pressure of the hose assembly to less than the maximum rated working pressure of the hose. Refer to the NAHAD Industrial Hose Assembly Guidelines.

YELLOW BIRD® High Pressure Wire Braid Mine and Multipurpose Hose Series 7284



Series 7284 is a versatile, heavy duty high pressure hose commonly used in mining. The construction incorporates high tensile wire braid reinforcement that provides durability, kink resistance, high pressure capability, and superior coupling retention. The flame resistant bright yellow cover meets MSHA requirements and is also resistant to abrasion and oil.

Crimp Specifications

For currently qualified crimp specifications including coupling designation, refer to CrimpSource at www.parker.com/crimpsource.

# Part Number	ID (in)	ID (mm)	Reinf Layers	OD (in)	OD (mm)	Approx Wt (lbs/ft)	Approx Wt (kg/m)	Min Bend Rad (in)	Min Bend Rad (mm)	Max WP (psi)	Max WP (bar)	Perm Cplg Rec *	Nom Std Pack Qty (ft)	Pkg Type
7284-381050	3/8	9.5	1	0.7	17.8	0.23	0.34	6	152	1500	103	HY	50	Carton
7284-501050	1/2	12.7	1	1.0	24.6	0.37	0.55	7	178	1000	69	*	50	Carton
7284-751050	3/4	19.1	1	1.2	31.0	0.50	0.75	10	241	1000	69	HY	50	Carton

WARNING: This product can expose you to chemicals including Carbon Black, which is known to the State of California to cause cancer. For more information go to www.p65warnings.ca.gov.

Tube: Black SBR

Reinforcement: One wire braid

Cover: Yellow nitrile/PVC; perforated wrapped finish

Temp. Range: -20°F to +212°F (-29°C to +100°C)

Brand Method: Black ink

Brand Example: PARKER SERIES 7284 YELLOW BIRD®
HOSE XXXX PSI MAX WP
MSHA #—FLAME RESISTANT

Design Factor: 4:1

Industry Standards: MSHA

Applications:

- Air, water
- Heavy duty air tools, compressors; drill hose, dust suppression in mines
- Construction, general industrial, mines and quarries

Vacuum: Not recommended

Compare to: Boston Concord Yellow Jack; Gates 1000MP/ Mine Spray; Thermoid Hercules 1000

WARNING! Couplings attached with bands or clamps may reduce the working pressure of the hose assembly to less than the maximum rated working pressure of the hose. Refer to the NAHAD Industrial Hose Assembly Guidelines.

Factory Assemblies

Air Hose

Series 7092 (Red) and Series 7093 (Black)

Series 7092/7093 factory-installed, crimped-on lightweight brass couplings provide a secure hose/fitting interface, and the rigid male NPT ends provide easy, quick and secure connections.



# Part Number	ID (in)	ID (mm)	Length (ft)	Length (m)	Approx Wt (lbs/ea)	Approx Wt (kg/ea)	Max WP (psi)	Max WP (bar)	Perm Cplg Rec *	Std Pack Qty (ea)	Pkg Type
7092253-KAA	1/4	6.4	50	15.24	6.01	2.73	300	21	*	5	Carton
7092253-KAB			25	7.62	3.15	1.43				10	Carton
7092382-KAC	3/8	9.5	50	15.24	7.37	3.34	200	14	*	5	Carton
7092383-KAA	3/8	9.5	50	15.24	8.33	3.78	300	21	*	5	Carton
7092383-KAB			25	7.62	4.34	1.87				10	Carton

WARNING: This product can expose you to chemicals including Carbon Black, which is known to the State of California to cause cancer. For more information go to www.p65warnings.ca.gov.

Series 7093 (Black)

# Part Number	ID (in)	ID (mm)	Length (ft)	Length (m)	Approx Wt (lbs/ea)	Approx Wt (kg/ea)	Max WP (psi)	Max WP (bar)	Perm Cplg Rec *	Std Pack Qty (ea)	Pkg Type
7093383-KAA	3/8	9.5	50	15.24	8.09	3.67	300	21	*	5	Carton

WARNING: This product can expose you to chemicals including Carbon Black, which is known to the State of California to cause cancer. For more information go to www.p65warnings.ca.gov.

Temp Range: -40°F to +160°F (-40°C to +100°C)

Design Factor: 4:1

Crimped-on Brass: Rigid Male 1/4" x 1/4" NPT Thread Couplings Each End

Display Cartons with Parker Center Retail Packaging Disc

Series 7092 (Red)










Factory Assemblies

Service Station Air Hose

Series 7092 (Red)



Series 7092 is designed as an abrasion and weather resistant hose for service station compressor and general industrial air service. The factory-installed, crimped-on lightweight brass couplings provide a secure hose/fitting interface, and the rigid male NPT ends provide easy, quick and secure connections.

# Part Number	 ID (in)	 Length (ft)	 Approx Wt (lbs/ea)	 Approx Wt (kg/ea)	 Max WP (psi)	 Cplg Thread Size (in)	 Perm Cplg Rec *	 Std Pack Qty (ea)	 Pkg Type
7092RLC-300	3/8	25	4.34	1.97	300	1/4 x 1/4	*	10	Carton
7092RLC-600		50	8.33	3.78			*	5	Carton

WARNING: This product can expose you to chemicals including Carbon Black, which is known to the State of California to cause cancer. For more information go to www.p65warnings.ca.gov.

Temp Range: -40°F to +212°F (-40°C to +100°C)

Design Factor: 4:1

Crimped-on Brass: Rigid Male NPT Thread Couplings Each End

Cartoned and Tied: No Center Disc

Carton

TWINHAMMER™ Air/Water Jackhammer Hose System

Series 7084



The Parker jackhammer hose spray kit provides an engineered transfer of water from the supply hose to the jackhammer bit. The kit is easy to install and provides consistent water angle, distance, flow and spray pattern for effective silica dust control. The kit can be used as part of an OSHA-compliant wet method hose system for silica dust suppression. The kit includes the hardware and attachment components to apply to many models and generations of jackhammers*:

- Couplings/connectors • Straps • Water nozzle • Jumper hose • Thread tape
- Installation instructions • Shims • Water valve

Crimp Specifications

For currently qualified crimp specifications including coupling designation, refer to CrimpSource at www.parker.com/crimpsource.

# Part Number	Hose Color	ID (in)	ID (mm)	Reinf Layers	OD (in)	OD (mm)	Approx Wt (lbs/ft)	Approx Wt (kg/m)	Length (ft/ea)	Length (m/ea)	Max WP (psi)	Max WP (bar)	Perm Cplg Rec *	Std Pack Qty (ea)	Pkg Type
7084JHT75-600	Red	3/4	19.1	2	1.16	29.4	26.7	39.78	50	15.2	300	21	*	1	Carton
7084JHT75-600B	Red	3/4	19.1	2	1.16	29.4	26.7	39.78	50	15.2	300	21	*	15	Carton

Air hose is rated to 300 psi maximum working pressure. Finished hose assembly is rated to 150 psi due to limitation of the industry preferred fitting end style/connection.

WARNING: This product can expose you to chemicals including Lead, which is known to the State of California to cause cancer and birth defects or other reproductive harm. For more information go to www.p65warnings.ca.gov.

(Continued on the following page)

Tube: Black EPDM

Reinforcement: Multiple textile plies

Cover: Air Hose: Red EPDM

Water Hose: Blue EPDM

Temp. Range: -40°F to +212°F (-40°C to +100°C)

Brand Method: Air Hose: White ink

Water Hose: No brand

Brand Example: PARKER SERIES 7084 300 PSI MAX WP

Design Factor: 3:1

Industry Standards: None applicable

Applications:

- Wet method dust suppression hose system for pneumatic jackhammers

Vacuum: Not recommended

Couplings: Air Hose: Crimped carbon steel universal each end

Water Hose: Crimped brass 3/8" x 3/8" rigid male NPT each end

WARNING! Couplings attached with bands or clamps may reduce the working pressure of the hose assembly to less than the maximum rated working pressure of the hose. Refer to the NAHAD Industrial Hose Assembly Guidelines.

TWINHAMMER™ Air / Water Jackhammer Hose System

Series 7084

Jackhammer Hose Spray Kit

The Parker jackhammer hose spray kit provides an engineered transfer of water from the supply hose to the jackhammer bit. The kit is easy and convenient to install and provides efficient and consistent water angle, distance, flow and spray pattern for effective silica dust control. The kit can be used as part of an OSHA-compliant wet method hose system for silica dust suppression.



The kit includes the hardware and attachment components to apply to many models and generations of jackhammers*:

- Couplings/connectors
- Straps
- Water nozzle
- Jumper hose
- Thread tape
- Installation instructions
- Shims
- Water valve

Twinhammer Hose Assembly ordered separately.

# Part Number	Individual Carton Dimensions (in)	Approx Wt (lbs/kit)	Approx Wt (kg/kit)	Perm Cplg Rec *	Std Pack Qty (ea)	Pkg Type
7084JHT75-KIT	10" x 10" x 3"	4	1.35	*	3	Carton

Packaging: 3 individually boxed kits per master carton. No broken package shipments.

WARNING: This product can expose you to chemicals including Lead, which is known to the State of California to cause cancer and birth defects or other reproductive harm. For more information go to www.p65warnings.ca.gov.

Factory Assemblies Jackhammer Hose

Series 7081 (Red EPDM)



# Part Number	ID (in)	ID (mm)	Length (ft)	Length (m)	Approx Wt (lbs/ea)	Approx Wt (kg/ea)	Max WP (psi)*	Max WP (bar)*	Perm Cplg Rec *	Std Pack Qty (ea)	Pkg Type
7081JHE75-600	3/4	19.1	50	15.24	16.84	7.64	200	14	*	1	Carton
7081JHE75-600B									*	36	Carton

* **NOTE:** Air hose is rated to 200 psi maximum working pressure. Finished hose assembly is rated to 150 psi due to limitation of the industry preferred fitting end.

WARNING: This product can expose you to chemicals including Lead, which is known to the State of California to cause cancer and birth defects or other reproductive harm. For more information go to www.p65warnings.ca.gov.

Temp Range: -40°F to +212°F (-40°C to +100°C)

Crimped-on Universal Couplings Each End

Cartoned and Tied: No Center Disc

Sledgehammer Hose

Series 7082 (Red EPDM) and
Series 7083 (Yellow EPDM)



Series 7082 (Red)

# Part Number	ID (in)	ID (mm)	Length (ft)	Length (m)	Approx Wt (lbs/ea)	Approx Wt (kg/ea)	Max WP (psi)*	Max WP (bar)*	Perm Cplg Rec *	Std Pack Qty (ea)	Pkg Type
7082JHP75-600	3/4	19.1	50	15.24	19.15	8.69	300	21	*	1	Carton
7082JHP75-600B									*	36	Carton

Temp Range: -40°F to +212°F (-40°C to +100°C)

Crimped-on Universal Couplings Each End

Cartoned and Tied: No Center Disc



Series 7083 (Yellow)

# Part Number	ID (in)	ID (mm)	Length (ft)	Length (m)	Approx Wt (lbs/ea)	Approx Wt (kg/ea)	Max WP (psi)*	Max WP (bar)*	Perm Cplg Rec *	Std Pack Qty (ea)	Pkg Type
7083JHP75-600	3/4	19.1	50	15.24	19.23	8.72	300	21	*	1	Carton
7083JHP75-600B									*	36	Carton

* **NOTE:** Air hose is rated to 300 psi maximum working pressure. Finished hose assembly is rated to 150 psi due to limitation of the industry preferred fitting end.

WARNING: This product can expose you to chemicals including Lead, which is known to the State of California to cause cancer and birth defects or other reproductive harm. For more information go to www.p65warnings.ca.gov.

Temp Range: -40°F to +212°F (-40°C to +100°C)

Crimped-on Universal Couplings Each End










Cartoned and Tied: No Center Disc

Reinforced Conduit Hose

Series 7337



Series 7337 is a durable cable cover with a rugged, abrasion resistant construction that is ideal for extreme service conditions in mining application. Meets MSHA requirements for flame resistance and wall thickness.

# Part Number	 ID (in)	 ID (mm)	 Reinf Layers	 OD (in)	 OD (mm)	 Approx Wt (lbs/ft)	 Approx Wt (kg/m)	 Nom Std Pack Qty (ft)	 Pkg Type
7337-1382	1-3/8	34.9	2	1.8	46.0	0.68	1.01	50	Coil
7337-1502	1-1/2	38.1	2	1.9	49.0	0.72	1.07	50	Coil
7337-1752	1-3/4	44.5	2	2.2	55.4	0.83	1.24	50	Coil
7337-1882	1-7/8	47.6	2	2.3	58.6	0.88	1.31	50	Coil
7337-2002	2	50.8	2	2.4	61.8	0.94	1.40	50	Coil
7337-2252	2-1/4	57.2	2	2.7	68.2	1.05	1.56	50	Coil
7337-2382	2-3/8	60.3	2	2.8	71.3	1.10	1.64	50	Coil
7337-2502	2-1/2	63.5	2	2.9	74.5	1.15	1.71	50	Coil
7337-3002	3	76.2	2	3.4	87.2	1.37	2.04	50	Coil
7337-3502	3-1/2	90.0	2	4.0	101.0	1.59	2.37	50	Coil
7337-4002	4	102.0	2	4.4	113.0	1.79	2.67	50	Coil

WARNING: This product can expose you to chemicals including Carbon Black, which is known to the State of California to cause cancer. For more information go to www.p65warnings.ca.gov.

Tube: Black synthetic rubber

Reinforcement: Multiple textile plies

Cover: Black synthetic rubber; wrapped finish

Temp. Range: -30°F to +180°F (-34°C to +82°C)

Brand Method: Embossed

Brand Example: PARKER SERIES 7337 PREMIUM
CONDUIT HOSE FLAME RESISTANT
MINE CONDUIT USMSHA

Industry Standards: MSHA

Applications:

- Conduit
- Underground mining equipment









Vacuum: Not recommended

Reinforced Conduit Hose

Series 7337M



Series 7337M is a durable, smooth finish cable cover with a rugged, abrasion resistant construction that is ideal for extreme service in mining applications, and meets MSHA requirements for flame resistance and wall thickness.

# Part Number	 ID (in)	 ID (mm)	 Reinf Layers	 OD (in)	 OD (mm)	 Approx Wt (lbs/ft)	 Approx Wt (kg/m)	 Nom Std Pack Qty (ft)	 Pkg Type
7337M-502	1/2	12.7	2	1.0	24.6	0.31	0.46	450	Reel
7337M-502050								50	Carton
7337M-632	5/8	15.9	2	1.1	27.8	0.37	0.55	400	Reel
7337M-632050								50	Carton
7337M-752	3/4	19.1	2	1.2	30.8	0.41	0.61	350	Reel
7337M-752050								50	Carton
7337M-1002	1	25.4	2	1.5	37.2	0.52	0.77	250	Reel
7337M-1002050								50	Carton
7337M-1132	1-1/8	28.6	2	1.6	40.5	0.57	0.85	250	Reel
7337M-1132050								50	Carton
7337M-1252	1-1/4	31.8	2	1.7	43.6	0.63	0.94	250	Reel
7337M-1252050								50	Carton

WARNING: This product can expose you to chemicals including Carbon Black, which is known to the State of California to cause cancer. For more information go to www.p65warnings.ca.gov.

Tube: Black synthetic rubber

Reinforcement: Multiple textile plies

Cover: Black synthetic rubber; smooth finish

Temp. Range: -30°F to +180°F (-34°C to +82°C)

Brand Method: Impression (2-sided)

Brand Example: Side 1: PARKER 7337M PREMIUM MINE
CONDUIT HOSE FLAME RESISTANT
USMSHA
Side 2: (ID) USMSHA

Industry Standards: MSHA

Applications:

- Conduit
- Underground mining equipment

Vacuum: Not recommended

Chemical Hose



BLUE THUNDER® UHMWPE Chemical Hose

Series 7373T



Series 7373T is a high pressure suction and discharge hose designed to handle the vast majority of commonly used acids, chemicals and solvents. The ultra high molecular weight polyethylene (UHMWPE) tube will not leach into and contaminate the product being conveyed, and features a temperature rating to 180°F (82°C). The corrugated hose construction incorporates a dual wire helix that provides full suction capability, kink resistance, flexibility for ease of handling, and a path to conduct a static electrical charge to ground. The cover is resistant to abrasion, mild chemicals and ozone.

NOTE: Refer to the Safety and Technical Information section of this catalog for safety, handling and use information. Refer to the Media Compatibility section to determine compatibility with specific chemicals. Contact Parker for additional chemical compatibility information.

Crimp Specifications

For currently qualified crimp specifications including coupling designation, refer to CrimpSource at www.parker.com/crimpsource.

# Part Number	ID (in)	ID (mm)	Reinf Layers	OD (in)	OD (mm)	Approx Wt (lbs/ft)	Approx Wt (kg/m)	Min Bend Rad (in)	Min Bend Rad (mm)	Max WP (psi)	Max WP (bar)	Perm Cplg Rec *	Nom Std Pack Qty (ft)	Pkg Type
7373T-750	3/4	19.1	2	1.2	30.3	0.40	0.60	3	76	200	14	43	100	Coil
7373T-1000	1	25.4	2	1.5	37.0	0.55	0.82	3	76	200	14	43	100	Coil
7373T-1250	1-1/4	31.8	2	1.7	43.2	0.64	0.95	4	102	200	14	43	100	Coil
7373T-1500	1-1/2	38.1	2	2.0	49.9	0.79	1.18	5	127	200	14	43	100	Coil
7373T-2000	2	50.8	2	2.6	65.0	1.27	1.89	6	152	200	14	43	100	Coil
7373T-2500	2-1/2	63.5	4	3.2	80.1	1.73	2.58	7	178	200	14	*	100	Coil
7373T-3000	3	76.2	4	3.6	92.6	2.12	3.16	7	178	200	14	*	100	Coil
7373T-4000	4	101.6	4	4.7	120.0	3.02	4.50	8	203	200	14	*	100	Coil

WARNING: This product can expose you to chemicals including Carbon Black, which is known to the State of California to cause cancer. For more information go to www.p65warnings.ca.gov.

Tube: Translucent ultra high molecular weight polyethylene (UHMWPE)

Reinforcement: Multiple textile plies with dual wire helix

Cover: Blue EPDM; corrugated wrapped finish

Temp. Range: -40°F to +180°F (-40°C to +82°C)

Brand Method: Yellow text on blue stripe

Brand Example: PARKER SERIES 7373T BLUE THUNDER® UHMWPE TUBE MAX WP 200 PSI

Design Factor: 4:1

Industry Standards: None applicable

Applications:

- Acid, chemicals, solvents
- In-plant and storage tank transfer
- Delivery, transport

Vacuum: 29" Hg (737 mm Hg)

Compare to: Boston Chemcat; ContiTech Fabchem; Gates Renegade

⚠️ WARNINGS!

- ▶ The data tables published in the Media Compatibility section of Catalog 4800 are based on tests and believed to be reliable—but the data should be used ONLY as a guide. The compatibility ratings for rubber/non-PVC materials apply to media at 70°F (21°C). However, chemicals may become increasingly aggressive as their temperatures progress above that level. Chemicals at elevated temperatures typically exceed the performance capability of a hose, even if that hose's general rating exceeds 70°F (21°C). Contact Parker for chemical compatibility data at elevated temperatures. If no data exists, it is the user's responsibility to determine hose/chemical/temperature compatibility. All critical applications should be tested.
- ▶ At operating temperatures of 125°F and above, only permanently attached couplings should be installed. At any operating temperature, couplings attached with bands or clamps may reduce the working pressure of the hose assembly to less than the maximum rated working pressure of the hose. Refer to the NAHAD Industrial Hose Assembly Guidelines.
- ▶ Do not use with internally expanded couplings. Refer to chemical hoses that incorporate a MXLPE tube.

WILDCATTER®

Green Corrugated Chemical Hose

Series SWC693

















Series SWC693 is an extremely flexible high pressure suction and discharge hose designed to handle the vast majority of commonly used acids, chemicals and solvents. The ultra high molecular weight polyethylene (UHMWPE) tube will not leach into and contaminate the product being conveyed. The lightweight corrugated hose construction incorporates a dual wire helix that provides full suction capability, superior kink resistance, minimal force-to bend and a path to conduct a static electrical charge to ground. The cover is resistant to abrasion, mild chemicals and ozone.

NOTE: Refer to the Safety and Technical Information section of this catalog for safety, handling and use information. Refer to the Media Compatibility section to determine compatibility with specific chemicals. Contact Parker for additional chemical compatibility information. Contact Parker for additional chemical compatibility information.

The Wildcatter trade name indicates the product is designed and manufactured for premium service in oilfield applications. However, Wildcatter products may be used in other industries, markets and applications where the product meets the required performance criteria.

Crimp Specifications

For currently qualified crimp specifications including coupling designation, refer to CrimpSource at www.parker.com/crimpsource.

# Part Number	 ID (in)	 ID (mm)	 Reinf Layers	 OD (in)	 OD (mm)	 Approx Wt (lbs/ft)	 Approx Wt (kg/m)	 Min Bend Rad (in)	 Min Bend Rad (mm)	 Max WP (psi)	 Max WP (bar)	 Perm Cplg Rec *	 Nom Std Pack Qty (ft)	 Pkg Type
SWC693-1000	1	25.4	2	1.5	37	0.53	0.79	1.0	25	250	17	*	100	Coil
SWC693-1250	1-1/4	31.8	2	1.7	44	0.67	1.00	1.3	33	250	17	*	100	Coil
SWC693-1500	1-1/2	38.1	2	2.0	50	0.78	1.16	1.5	38	250	17	*	100	Coil
SWC693-2000	2	50.8	2	2.5	65	1.14	1.70	2.0	51	250	17	*	100	Coil
SWC693-3000	3	76.2	2	3.5	90	1.76	2.62	4.5	114	200	14	*	100	Coil
SWC693-4000	4	101.6	2	4.6	117	2.52	3.75	8.0	203	200	14	*	100	Coil

WARNING: This product can expose you to chemicals including Titanium Dioxide, which is known to the State of California to cause cancer. For more information go to www.p65warnings.ca.gov.

Tube: Translucent ultra high molecular weight polyethylene (UHMWPE)

Reinforcement: Multiple textile plies with dual wire helix

Cover: Green EPDM; corrugated wrapped finish

Temp. Range: -40°F to +180°F (-40°C to +82°C)

Brand Method: Black text on yellow stripe

Brand Example: PARKER **WILDCATTER** SWC693 CHEMICAL HOSE UHMW TUBE MAX WP XXX PSI

Design Factor: 4:1

Industry Standards: None applicable

Applications:

- Acids, chemicals, solvents
- In-plant and tank transfer, delivery, transport

Vacuum: 29" Hg (737 mm Hg)

⚠ WARNINGS!

- ▶ The data tables published in the Media Compatibility section of Catalog 4800 are based on tests and believed to be reliable—but the data should be used ONLY as a guide. The compatibility ratings for rubber/non-PVC materials apply to media at 70°F (21°C). However, chemicals may become increasingly aggressive as their temperatures progress above that level. Chemicals at elevated temperatures typically exceed the performance capability of a hose, even if that hose's general rating exceeds 70°F (21°C). Contact Parker for chemical compatibility data at elevated temperatures. If no data exists, it is the user's responsibility to determine hose/chemical/temperature compatibility. All critical applications should be tested.
- ▶ At operating temperatures of 125°F and above, only permanently attached couplings should be installed. At any operating temperature, couplings attached with bands or clamps may reduce the working pressure of the hose assembly to less than the maximum rated working pressure of the hose. Refer to the NAHAD Industrial Hose Assembly Guidelines.
- ▶ Do not use with internally expanded couplings. Refer to chemical hoses that incorporate a MXLPE tube.

WILDCATTER®

High Pressure Chemical Hose

Series 7374



Series 7374 is a high pressure, high temperature chemical suction and discharge hose designed for high pressure chemical blending functions on oilfield service equipment. The hose handles abrasive solutions and the vast majority of commonly used acids, chemicals and solvents to 180°F (82°C).

The hose construction incorporates a dual wire helix that provides full suction capability, kink resistance, flexibility for ease of handling and a path to conduct a static electrical charge to ground. The cover is resistant to abrasion, mild chemicals and ozone.

The Wildcatter trade name indicates the product is designed and manufactured for premium service in oilfield applications. However, Wildcatter products may be used in other industries, markets and applications where the product meets the required performance criteria.

Crimp Specifications

For currently qualified crimp specifications including coupling designation, refer to CrimpSource at www.parker.com/crimpsource.

# Part Number	ID (in)	ID (mm)	Reinf Layers	OD (in)	OD (mm)	Approx Wt (lbs/ft)	Approx Wt (kg/m)	Min Bend Rad (in)	Min Bend Rad (mm)	Max WP (psi)	Max WP (bar)	Perm Cplg Rec *	Nom Std Pack Qty (ft)	Pkg Type
7374-1000	1	25.4	4	1.6	40.1	0.68	1.01	4	102	600	41	*	100	Coil
7374-1250	1-1/4	31.8	4	1.8	46.9	0.83	1.24	5	127	400	28	*	100	Coil
7374-1500	1-1/2	38.1	4	2.1	53.1	1.00	1.49	6	152	400	28	*	100	Coil
7374-2000	2	50.8	4	2.7	68.1	1.48	2.21	8	203	400	28	*	100	Coil

WARNING: This product can expose you to chemicals including Carbon Black, which is known to the State of California to cause cancer. For more information go to www.p65warnings.ca.gov.

Tube: Translucent ultra high molecular weight polyethylene (UHMWPE)

Reinforcement: Multiple textile plies with dual wire helix

Cover: Black EPDM; wrapped finish

Temp. Range: -40°F to +180°F (-40°C to +82°C)

Brand Method: Yellow text on blue stripe

Brand Example: PARKER **WILDCATTER** 7374 HP CHEMICAL HOSE UHMW TUBE MAX WP XXX PSI

Design Factor: 4:1

Industry Standards: None applicable

Applications:

- Abrasive solutions, acids, chemicals, solvents
- OEM aftermarket/replacement
- Oilfield blender service equipment

Vacuum: 29" Hg (737 mm Hg)

⚠ WARNINGS!

- ▶ The data tables published in the Media Compatibility section of Catalog 4800 are based on tests and believed to be reliable—but the data should be used ONLY as a guide. The compatibility ratings for rubber/non-PVC materials apply to media at 70°F (21°C). However, chemicals may become increasingly aggressive as their temperatures progress above that level. Chemicals at elevated temperatures typically exceed the performance capability of a hose, even if that hose's general rating exceeds 70°F (21°C). Contact Parker for chemical compatibility data at elevated temperatures. If no data exists, it is the user's responsibility to determine hose/chemical/temperature compatibility. All critical applications should be tested.
- ▶ At operating temperatures of 125°F and above, only permanently attached couplings should be installed. At any operating temperature, couplings attached with bands or clamps may reduce the working pressure of the hose assembly to less than the maximum rated working pressure of the hose. Refer to the NAHAD Industrial Hose Assembly Guidelines.
- ▶ Do not use with internally expanded couplings. Refer to chemical hoses that incorporate a MXLPE tube.

Paint Fluid Hose

Series 7108



Series 7108 is a medium pressure transfer hose designed to handle high aromatic content products such as ketone solvents, lacquers, paint thinners, oil-based and water-based paints and many common chemicals. The hose construction incorporates a nylon tube that will not leach into and contaminate the product being conveyed, and the robust aramid reinforcement provides kink resistance, strength and superior coupling retention. The cover is resistant to mild chemicals, oil and ozone.

- NOTES:**
- Refer to the Safety and Technical Information section of this catalog for safety, handling and use information. Refer to the Media Compatibility section to determine compatibility with specific chemicals. Contact Parker for additional chemical compatibility information.
 - Do not use in high pressure paint spray applications.

Crimp Specifications

For currently qualified crimp specifications including coupling designation, refer to CrimpSource at www.parker.com/crimpsource.

# Part Number	ID (in)	ID (mm)	Reinf Layers	OD (in)	OD (mm)	Approx Wt (lbs/ft)	Approx Wt (kg/m)	Min Bend Rad (in)	Min Bend Rad (mm)	Max WP (psi)	Max WP (bar)	Perm Cplg Rec *	Nom Std Pack Qty (ft)	Pkg Type
7108-251	1/4	6.4	2	0.5	12.4	0.09	0.13	3	76	500	35	HY, 43	500	Reel
7108-381	3/8	9.5	2	0.7	17.3	0.16	0.24	4	102	500	35	HY, 43	500	Reel
7108-501	1/2	12.7	2	0.9	22.2	0.25	0.37	5	127	750	52	HY, 43	500	Reel

WARNING: This product can expose you to chemicals including DEHP, which is known to the State of California to cause cancer and birth defects or other reproductive harm. For more information go to www.p65warnings.ca.gov.

Tube: Translucent nylon

Reinforcement: Multiple aramid plies

Cover: Black chloroprene; smooth finish

Temp. Range: 0°F to +200°F (-18°C to +93°C)

Brand Method: White ink

Brand Example: PARKER SERIES 7108 PAINT FLUID
HOSE (ID) XXX PSI MAX WP

Design Factor: 4:1

Industry Standards: None applicable

Applications:

- Lacquers, light chemicals, paints, solvents, thinners
- Connector, mixing, transfer service

Vacuum: Not rated

Compare to: Boston Nyall; ContiTech NR Spray; Gates 77B

⚠️ WARNINGS!

- ▶ It is the responsibility of the user to determine if the hose is suitable for the application. Most chemical resistance guides are based on temperatures of 70°F (21°C). Elevated temperatures can change the chemical resistance ratings. Many chemicals will become more aggressive as temperatures increase, reducing the ability of hose compounds to withstand them. Contact Parker for chemical compatibility data at elevated temperatures. If no data exists, users are required to perform compatibility testing at the desired temperature.
- ▶ Do not use in high pressure paint spray applications requiring a statically conductive hose.

TITANFLEX® Modified XLPE Chemical Hose

Series SWC683 (Black) and
Series SWC683G (Green)



Series SWC683/SWC683G is a flexible, lightweight, high pressure, high temperature suction and discharge hose designed to handle many commonly used acids, chemicals and solvents. The modified cross-linked polyethylene (MXLPE) tube will not leach into and contaminate the product being conveyed, and features a temperature rating to 250°F (121°C). Series SWC683/SWC683G can be cleaned with a 10% alkali bath, hot water or low pressure steam. The corrugated hose construction incorporates a dual wire helix that provides full suction capability, flexibility, kink resistance and a path to conduct a static electrical charge to ground, and is suitable for use with internally expanded couplings. The cover is resistant to abrasion, mild chemicals and ozone.

NOTE: Refer to the Safety and Technical Information section of this catalog for safety, handling and use information. Refer to the Media Compatibility section to determine compatibility with specific chemicals. Contact Parker for additional chemical compatibility information.

Tube: Tan modified cross-linked polyethylene (MXLPE)

Reinforcement: Multiple textile plies with dual wire helix

Cover: SWC683: Black EPDM, corrugated wrapped finish
SWC683G: Green EPDM, corrugated wrapped finish

Temp. Range: -40°F to +250°F (-40°C to +121°C)

Brand Method: Red text on yellow stripe

Brand Example: PARKER SERIES SWC683 (SWC683G)
TITANFLEX® MOD XLPE CHEMICAL
SUCTION XXX PSI WP

Design Factor: 4:1

Industry Standards: None applicable

Applications:

- Acid, chemicals, solvents
- In-plant tank transfer
- Delivery, transport

Vacuum: 29" Hg (737 mm Hg)

Compare To: Gates Mustang

(Continued on the following page)

WARNING: This product can expose you to chemicals including Carbon Black, which is known to the State of California to cause cancer. For more information go to www.p65warnings.ca.gov.















⚠️ WARNINGS!

- ▶ The data tables published in the Media Compatibility section of Catalog 4800 are based on tests and believed to be reliable—but the data should be used ONLY as a guide. The compatibility ratings for rubber/non-PVC materials apply to media at 70°F (21°C). However, chemicals may become increasingly aggressive as their temperatures progress above that level. Chemicals at elevated temperatures typically exceed the performance capability of a hose, even if that hose's general rating exceeds 70°F (21°C). Contact Parker for chemical compatibility data at elevated temperatures. If no data exists, it is the user's responsibility to determine hose/chemical/temperature compatibility. All critical applications should be tested.
- ▶ At operating temperatures of 125°F and above, only permanently attached couplings should be installed. At any operating temperature, couplings attached with bands or clamps may reduce the working pressure of the hose assembly to less than the maximum rated working pressure of the hose. Refer to the NAHAD Industrial Hose Assembly Guidelines.

Series SWC683 (Black) and Series SWC683G (Green) Hose – Titanflex® Modified XLPE Chemical Hose (Continued)

Series SWC683 (Black)















Crimp Specifications
For currently qualified crimp specifications including coupling designation, refer to CrimpSource at www.parker.com/crimpsource.

# Part Number	 ID (in)	 ID (mm)	 Reinf Layers	 OD (in)	 OD (mm)	 Approx Wt (lbs/ft)	 Approx Wt (kg/m)	 Min Bend Rad (in)	 Min Bend Rad (mm)	 Max WP (psi)	 Max WP (bar)	 Perm Cplg Rec *	 Nom Std Pack Qty (ft)	 Pkg Type
SWC683-1000	1	25.4	2	1.5	38.1	0.49	0.73	2	51	250	17	*	100	Coil
SWC683-1500	1-1/2	38.1	2	2.0	51.6	0.71	1.06	3	76	250	17	*	100	Coil
SWC683-2000	2	50.8	2	2.6	65.1	1.05	1.56	4	102	250	17	*	100	Coil
SWC683-2500	2-1/2	63.5	2	3.0	76.6	1.47	2.19	5	127	200	14	*	100	Coil
SWC683-3000	3	76.2	2	3.6	92.1	1.93	2.88	6	152	200	14	*	100	Coil
SWC683-4000	4	101.6	2	4.6	117.5	2.60	3.87	8	203	175	12	*	100	Coil
SWC683-6000	6	152.4	2	6.8	171.5	4.22	6.29	18	457	125	9	*	100	Coil

WARNING: This product can expose you to chemicals including Carbon Black, which is known to the State of California to cause cancer. For more information go to www.p65warnings.ca.gov.

Series SWC683G (Green)

Crimp Specifications
For currently qualified crimp specifications including coupling designation, refer to CrimpSource at www.parker.com/crimpsource.

# Part Number	 ID (in)	 ID (mm)	 Reinf Layers	 OD (in)	 OD (mm)	 Approx Wt (lbs/ft)	 Approx Wt (kg/m)	 Min Bend Rad (in)	 Min Bend Rad (mm)	 Max WP (psi)	 Max WP (bar)	 Perm Cplg Rec *	 Nom Std Pack Qty (ft)	 Pkg Type
SWC683G-1000	1	25.4	2	1.5	38.1	0.49	0.73	2	51	250	17	*	100	Coil
SWC683G-1500	1-1/2	38.1	2	2.0	51.6	0.77	1.15	3	76	250	17	*	100	Coil
SWC683G-2000	2	50.8	2	2.6	65.1	1.04	1.55	4	102	250	17	*	100	Coil
SWC683G-2500	2-1/2	63.5	2	3.0	76.6	1.48	2.21	5	127	200	14	*	100	Coil
SWC683G-3000	3	76.2	2	3.6	92.1	1.98	2.95	6	152	200	14	*	100	Coil
SWC683G-4000	4	101.6	2	4.6	117.5	2.66	3.96	8	203	175	12	*	100	Coil

WARNING: This product can expose you to chemicals including Carbon Black, which is known to the State of California to cause cancer. For more information go to www.p65warnings.ca.gov.

WILDCATTER®

Blue Chemical Hose

Series SWC693B



Series SWC693B is a high pressure, high temperature suction and discharge hose designed to transfer, transport and blend/mix the vast majority of commonly used acids, chemicals and solvents. The extremely flexible, lightweight and kink resistant corrugated design easily winds onto truck-mounted reels that service oilfield drilling sites. The hose construction incorporates a dual wire helix that provides full suction capability, superior kink resistance, minimal force-to-bend and a path to conduct a static electrical charge to ground. The distinctive blue cover is resistant to abrasion, mild chemicals and ozone.

The Wildcatter trade name indicates the product is designed and manufactured for premium service in oilfield applications. However, Wildcatter products may be used in other industries, markets and applications where the product meets the required performance criteria.

Crimp Specifications

For currently qualified crimp specifications including coupling designation, refer to CrimpSource at www.parker.com/crimpsource.

# Part Number	ID (in)	ID (mm)	Reinf Layers	OD (in)	OD (mm)	Approx Wt (lbs/ft)	Approx Wt (kg/m)	Min Bend Rad (in)	Min Bend Rad (mm)	Max WP (psi)	Max WP (bar)	Perm Cplg Rec *	Nom Std Pack Qty (ft)	Pkg Type
SWC693B-1000	1	25.4	2	1.4	34.9	0.38	0.57	1	25	250	17	*	100	Coil
SWC693B-1250	1-1/4	31.8	2	1.6	41.3	0.48	0.72	1	33	250	17	*	100	Coil
SWC693B-1500	1-1/2	38.1	2	1.9	47.8	0.62	0.92	2	38	250	17	*	100	Coil
SWC693B-2000	2	50.8	2	2.4	61.9	0.93	1.39	2	51	250	17	*	100	Coil
SWC693B-3000	3	76.2	2	3.4	87.3	1.45	2.16	5	114	200	14	*	100	Coil
SWC693B-4000	4	101.6	2	4.5	114.3	2.17	3.23	8	203	200	14	*	100	Coil

WARNING: This product can expose you to chemicals including Titanium Dioxide, which is known to the State of California to cause cancer. For more information go to www.p65warnings.ca.gov.

Tube: Translucent ultra high molecular weight polyethylene (UHMWPE)

Reinforcement: Multiple textile plies with dual wire helix

Cover: Blue EPDM; corrugated wrapped finish

Temp. Range: -40°F to +180°F (-40°C to +82°C)

Brand Method: Yellow text on blue stripe

Brand Example: PARKER **WILDCATTER** SWC693B CHEMICAL HOSE UHMW TUBE MAX WP XXX PSI

Design Factor: 4:1

Industry Standards: None applicable

Applications:

- Acids; chemicals; DEF fill & suction/transfer; solvents
- In-plant and tank transfer delivery, transport
- General industrial, oilfield

Vacuum: 29" Hg (737 mm Hg)

⚠ WARNINGS!

- ▶ The data tables published in the Media Compatibility section of Catalog 4800 are based on tests and believed to be reliable—but the data should be used ONLY as a guide. The compatibility ratings for rubber/non-PVC materials apply to media at 70°F (21°C). However, chemicals may become increasingly aggressive as their temperatures progress above that level. Chemicals at elevated temperatures typically exceed the performance capability of a hose, even if that hose's general rating exceeds 70°F (21°C). Contact Parker for chemical compatibility data at elevated temperatures. If no data exists, it is the user's responsibility to determine hose/chemical/temperature compatibility. All critical applications should be tested.
- ▶ At operating temperatures of 125°F and above, only permanently attached couplings should be installed. At any operating temperature, couplings attached with bands or clamps may reduce the working pressure of the hose assembly to less than the maximum rated working pressure of the hose. Refer to the NAHAD Industrial Hose Assembly Guidelines.
- ▶ Do not use with internally expanded couplings. Refer to chemical hoses that incorporate a MXLPE tube.

Engine and Coolant Hose



E-Z FORM™ GS General Service Hose

Series 7395



Series 7395 hose construction incorporates a tube that is resistant to commonly used coolant mixtures, a wire helix that provides full suction/vacuum capability and a path to conduct a static electrical charge to ground, and a cover that is resistant to abrasion, mild chemicals, heat and ozone. The unique Greek cover corrugations are tightly pitched and precision-engineered, providing minimal force-to-bend, superior kink resistance, and extreme flexibility to allow for routing through confined spaces where formed hose is normally required.

NOTE: Do not drag across sharp edges or highly abrasive surfaces.

WARNING: This product can expose you to chemicals including Carbon Black, which is known to the State of California to cause cancer. For more information go to www.p65warnings.ca.gov.

Tube: Black EPDM

Reinforcement: Multiple textile braids or plies with wire helix

Cover: Black EPDM; Greek corrugated finish

Temp. Range: -50°F to +257°F (-45°C to +125°C)

Brand Method: Black text on blue stripe

Brand Example: PARKER SERIES 7395 E-Z FORM™ GS
HOSE XXX PSI MAX WP

Design Factor: 4:1

Industry Standards: SAE J20R2-D1 performance

Applications:

- Air, coolant, mild chemicals, water
- Coolant systems, drain lines, vacuum service
- SAE-performance in engine coolant service, general industrial















Vacuum: 29" Hg (737 mm Hg)

(Continued on the following page)

Series 7395 – E-Z FORM™ GS General Service Hose (Continued)

Crimp Specifications

For currently qualified crimp specifications including coupling designation, refer to CrimpSource at www.parker.com/crimpsource.

# Part Number	 Nom ID (in)	 Nom ID (mm)	 Reinf Layers	 OD (in)	 OD (mm)	 Approx Wt (lbs/ft)	 Approx Wt (kg/m)	 Min Bend Rad (in)	 Min Bend Rad (mm)	 Max WP (psi)	 Max WP (bar)	 Perm Cplg Rec *	 Nom Std Pack Qty (ft)	 Pkg Type
7395-0500025	1/2	12.7	2	0.9	23.8	0.27	0.40	0.9	24.1	75	5	HY	25	Carton
7395-0500300													300	Reel
7395-0625025	5/8	15.9	2	1.1	27.0	0.33	0.49	1.3	32.7	75	5	HY	25	Carton
7395-0625300													300	Reel
7395-0750025	3/4	19.1	2	1.2	30.0	0.35	0.52	1.4	36.3	75	5	HY	25	Carton
7395-0750300													300	Reel
7395-0875025	7/8	22.2	2	1.3	32.8	0.38	0.57	1.4	36.3	75	5	*	25	Carton
7395-0875300													300	Reel
7395-1000025	1	25.4	2	1.4	36.0	0.41	0.61	1.4	36.3	75	5	HY	25	Carton
7395-1000300													300	Reel
7395-1125025	1-1/8	28.6	2	1.5	38.0	0.42	0.63	1.8	46.5	75	5	*	25	Carton
7395-1250025	1-1/4	31.8	2	1.7	43.0	0.50	0.75	2.2	56.7	75	5	HY	25	Carton
7395-1250130													130	Coil
7395-1375025	1-3/8	34.9	2	1.8	46.0	0.54	0.80	2.8	70.5	75	5	*	25	Carton
7395-1375130													130	Coil
7395-1500025	1-1/2	38.1	2	1.9	49.0	0.58	0.86	2.9	74.1	75	5	43	25	Carton
7395-1500130													130	Coil
7395-1750025	1-3/4	44.5	2	2.2	56.0	0.68	1.01	4.0	101.0	75	5	*	25	Carton
7395-2000025	2	50.8	2	2.5	63.0	0.96	1.43	4.6	117.4	75	5	43	25	Carton
7395-2000130													130	Coil
7395-2250025	2-1/4	57.1	2	2.8	70.0	1.08	1.61	6.5	165.2	75	5	*	25	Carton
7395-2250130													130	Coil
7395-2500025	2-1/2	63.5	2	3.0	76.5	1.17	1.74	7.2	182.5	75	5	*	25	Carton
7395-2500130													130	Coil
7395-3000025	3	76.2	2	3.5	90.0	1.51	2.25	8.8	224.2	75	5	*	25	Carton
7395-3000130													130	Coil
7395-3500025	3-1/2	88.9	2	4.1	104.0	1.92	2.86	11.7	298.0	75	5	*	25	Carton
7395-3500130													130	Coil
7395-4000025	4	101.6	2	4.6	116.0	2.20	3.28	13.4	340.3	75	5	*	25	Carton
7395-4000130													130	Coil

⚠ WARNING: This product can expose you to chemicals including Carbon Black, which is known to the State of California to cause cancer. For more information go to www.p65warnings.ca.gov.

⚠ WARNING! Couplings attached with bands or clamps may reduce the working pressure of the hose assembly to less than the maximum rated working pressure of the hose. Refer to the NAHAD Industrial Hose Assembly Guidelines.

E-Z FORM™ MP Multipurpose Oil Resistant Hose



Series 7219

Series 7219 hose construction incorporates a tube that is resistant to a oil and refined fuels, a wire helix that provides full suction/vacuum capability and a path to conduct a static electrical charge to ground, and a cover that is resistant to oil and weathering. The unique Greek corrugations are tightly pitched and precision-engineered, providing minimal force-to-bend, superior kink resistance, extreme flexibility and allow for routing through confined spaces where formed hose is normally required.

- NOTES:**
- Do not use in fuel dispensing or service applications requiring API, NFPA, UL, ULC or any other agency approval or listing.
 - Refer to the Refined Fuel/Hose Compatibility Table in the Media Compatibility section.
 - Do not drag across sharp edges or highly abrasive surfaces.

⚠ WARNING: This product can expose you to chemicals including Carbon Black, which is known to the State of California to cause cancer. For more information go to www.p65warnings.ca.gov.

Tube: Black nitrile

Reinforcement: Multiple textile plies with wire helix

Cover: Black chloroprene; Greek corrugated finish

Temp. Range: Sizes 1/2", 5/8", 3/4" and 1": -30°F to +250°F (-34°C to +121°C)
All other sizes: -30°F to +212°F (-34°C to +100°C)

Brand Method: Black text on red stripe

Brand Example: PARKER SERIES 7219 E-Z FORM™ MP
HOSE 75 PSI MAX WP

Design Factor: 4:1

Industry Standards: None applicable

Applications:

- Biodiesel (to B20 in dedicated and non-dedicated service), diesel, ethanol, gasoline, oil
- Oil suction/return lines; vehicle fuel fill connector lines; drain lines
- Buses, cranes, mobile off-road equipment

Vacuum: 29" Hg (737 mm Hg)









(Continued on the following page)

⚠ WARNING! Couplings attached with bands or clamps may reduce the working pressure of the hose assembly to less than the maximum rated working pressure of the hose. Refer to the NAHAD Industrial Hose Assembly Guidelines.

Series 7219 – E-Z FORM™ MP Multipurpose Oil Resistant Hose (Continued)

Crimp Specifications

For currently qualified crimp specifications including coupling designation, refer to CrimpSource at www.parker.com/crimpsource.

# Part Number														
	Nom ID (in)	Nom ID (mm)		Reinf Layers	OD (in)	OD (mm)	Approx Wt (lbs/ft)	Approx Wt (kg/m)	Min Bend Rad (in)	Min Bend Rad (mm)	Max WP (psi)			Max WP (bar)
7219-0500025	1/2	12.7	2	0.9	23.8	0.30	0.45	0.9	24.1	75	5	HY	25	Carton
7219-0500300													300	Reel
7219-0625025	5/8	15.9	2	1.1	27.0	0.37	0.55	1.3	32.7	75	5	HY	25	Carton
7219-0625300													300	Reel
7219-0750025	3/4	19.1	2	1.2	30.0	0.39	0.58	1.4	36.3	75	5	HY	25	Carton
7219-0750300													300	Reel
7219-1000025	1	25.4	2	1.4	36.0	0.46	0.69	1.4	36.3	75	5	HY	25	Carton
7219-1000300													300	Reel
7219-1250025	1-1/4	31.8	2	1.7	43.0	0.50	0.75	2.2	56.7	75	5	HY	25	Carton
7219-1250130													130	Coil
7219-1500025	1-1/2	38.1	2	1.9	49.0	0.58	0.86	2.9	74.1	75	5	43	25	Carton
7219-1500130													130	Coil
7219-1625025	1-5/8	41.3	2	2.1	53.0	0.64	0.95	3.6	92.4	75	5	*	25	Carton
7219-1750025	1-3/4	44.5	2	2.2	56.0	0.68	1.01	4.0	101.0	75	5	*	25	Carton
7219-2000025	2	50.8	2	2.5	63.0	0.96	1.43	4.6	117.4	75	5	43	25	Carton
7219-2000130													130	Coil
7219-2250025	2-1/4	57.2	2	2.8	70.0	1.08	1.61	6.5	165.2	75	5	*	25	Carton
7219-2500025	2-1/2	63.5	2	3.0	76.5	1.17	1.74	7.2	182.5	75	5	*	25	Carton
7219-2500130													130	Coil
7219-3000025	3	76.2	2	3.5	90.0	1.51	2.25	8.8	224.2	75	5	*	25	Carton
7219-3500025	3-1/2	88.9	2	4.1	104.0	1.92	2.86	11.7	298.0	75	5	*	25	Carton
7219-4000025	4	101.6	2	4.6	116.0	2.20	3.28	13.4	340.3	75	5	*	25	Carton

WARNING: This product can expose you to chemicals including Carbon Black, which is known to the State of California to cause cancer. For more information go to www.p65warnings.ca.gov.

E-Z FORM™ HT High Temperature Hose

Series 7399

















Series 7399 hose construction incorporates a high temperature and oil resistant tube, a wire helix that provides full suction/vacuum capability and a path to conduct a static electrical charge to ground, and a cover that is resistant to high temperatures, oil and weathering. The unique Greek corrugations are tightly pitched and precision-engineered, providing minimal force-to-bend, superior kink resistance, extreme flexibility and allow for routing through confined spaces where formed hose is normally required.

NOTE: Do not drag across sharp edges or highly abrasive surfaces.

Crimp Specifications

For currently qualified crimp specifications including coupling designation, refer to CrimpSource at www.parker.com/crimpsource.

# Part Number														
	ID (in)	ID (mm)	Reinf Layers	OD (in)	OD (mm)	Approx Wt (lbs/ft)	Approx Wt (kg/m)	Min Bend Rad (in)	Min Bend Rad (mm)	Max WP (psi)	Max WP (bar)	Perm Cplg Rec *	Nom Std Pack Qty (ft)	Pkg Type
7399-0500025	1/2	12.7	2	0.9	23.8	0.29	0.43	0.9	24.1	150	10	*	25	Carton
7399-0500300													300	Reel
7399-0625025	5/8	15.9	2	1.1	27.0	0.36	0.54	1.3	32.7	150	10	HY	25	Carton
7399-0625300													300	Reel
7399-0750025	3/4	19.1	2	1.2	30.0	0.38	0.57	1.4	36.3	150	10	HY	25	Carton
7399-0750300													300	Reel
7399-0875025	7/8	22.2	2	1.3	32.8	0.41	0.61	1.4	36.3	150	10	*	25	Carton
7399-0875300													300	Reel
7399-1000025	1	25.4	2	1.4	36.0	0.44	0.66	1.4	36.3	150	10	HY	25	Carton
7399-1000300													300	Reel

WARNING: This product can expose you to chemicals including Carbon Black, which is known to the State of California to cause cancer. For more information go to www.p65warnings.ca.gov.

Tube: Black CPE

Reinforcement: Multiple textile braids with wire helix

Cover: Black hydrogenated nitrile; Greek corrugated finish

Temp. Range: -40°F to +302°F (-40°C to +150°C)

Brand Method: Black text on yellow stripe

Brand Example: PARKER SERIES 7399 E-Z FORM™ HT HOSE (ID) 150 PSI MAX WP

Design Factor: 4:1

Industry Standards: None applicable

Applications:

- Oil suction/return lines; non-SAE power steering return lines
- Drain lines
- Buses, cranes, trucks, mobile/heavy-duty off-road equipment

Vacuum: 29" Hg (737 mm Hg)

WARNING! Couplings attached with bands or clamps may reduce the working pressure of the hose assembly to less than the maximum rated working pressure of the hose. Refer to the NAHAD Industrial Hose Assembly Guidelines.

SUPER-FLEX® FL-7 Barrier Fuel Line Hose Series 389



Series 389 hose incorporates a THV barrier to resist permeation, multiple aramid plies of reinforcement for coupling retention, durability and kink resistance. The cover is resistant to abrasion, oil and weathering. The hose is flexible for easy routing around small engines and compartments. Series 389 surpasses all of the current California Air Resource Board (CARB)/Small Off-Road Engine (SORE) and Environmental Protection Agency (EPA) stringent permeation requirements of 15g/m²/day. It also meets or exceeds SAE J30R7 and SAE J30R14T2 specifications.

- NOTES:**
- Refer to the Refined Fuel/Hose Compatibility Table in the Media Compatibility section.
 - Do not use in marine fuel applications. Refer to Series 7165.

Crimp Specifications

For currently qualified crimp specifications including coupling designation, refer to CrimpSource at www.parker.com/crimpsource.

# Part Number	ID (in)	ID (mm)	Reinf Layers	OD (in)	OD (mm)	Approx Wt (lbs/ft)	Approx Wt (kg/m)	Min Bend Rad (in)	Min Bend Rad (mm)	Max WP (psi)	Max WP (bar)	Perm Cplg Rec *	Nom Std Pack Qty (ft)	Pkg Type
38903	3/16	4.8	2	0.4	10.3	0.06	0.09	1	33	100	7	*	250	Reel
38904	1/4	6.4	2	0.5	12.7	0.09	0.13	2	38	100	7	HY	250	Reel
38905	5/16	7.9	2	0.6	14.3	0.11	0.16	2	51	100	7	HY	250	Reel
38906	3/8	9.8	2	0.6	15.8	0.12	0.18	3	64	100	7	HY	250	Reel
38908	1/2	12.7	2	0.8	19.8	0.18	0.27	4	102	100	7	HY	250	Reel
38910	5/8	15.9	2	0.9	23.9	0.24	0.36	5	127	100	7	*	250	Reel

WARNING: This product can expose you to chemicals including DEHP, which is known to the State of California to cause cancer and birth defects or other reproductive harm. For more information go to www.p65warnings.ca.gov.

Tube: Black nitrile and translucent THV barrier

Reinforcement: Multiple aramid plies

Cover: Black CPE, smooth finish

Temp. Range: -40°F to + 257 °F (-40°C to +125°C)

Brand Method: White ink

Brand Example: PARKER SERIES 389 SUPER-FLEX® FL-7 (ID) SAE J30R7/R14T2 FUEL LINE (x)
PKHPLINE 389 EPA COMPLIANT 15 g/m²/day CARB Q-08-013 MAX WP 100 PSI

NOTE: (x) changes every year

Design Factor: 5:1

Industry Standards: CARB 2020 SORE, EPA, SAE J30R7, SAE J30R14T2

Applications:

- Low pressure fuel lines on blowers, grinders, mowers, off-road engines, pressure washers, saws
- Biodiesel (to B20 in dedicated and non-dedicated service), diesel, ethanol, gasoline
- Agricultural equipment, autos, buses, construction equipment, off-road equipment

Vacuum: 3/16" ID through 3/8" ID @ 24" Hg (609 mm Hg); 1/2" ID through 3/4" ID @ 10" Hg (254 mm Hg)

Compare to: Avon Greenbar 700, Gates 4219B

WARNING! Couplings attached with bands or clamps may reduce the working pressure of the hose assembly to less than the maximum rated working pressure of the hose. Refer to the NAHAD Industrial Hose Assembly Guidelines.

SUPER-FLEX® FL Barrier Fuel Line Hose

Series 397



Series 397 incorporates a barrier to resist permeation and the cover is resistant to abrasion, oil and weathering. The hose is flexible for easy routing around small engines and compartments. Series 397 surpasses requirements of 15g/m²/day, and provides SAE J30R7/30R14T2 performance.

NOTES: • Refer to the Refined Fuel/Hose Compatibility Table in the Media Compatibility section.

• Do not use in marine fuel applications. Refer to Series 7165.

Crimp Specifications

For currently qualified crimp specifications including coupling designation, refer to CrimpSource at www.parker.com/crimpsource.

# Part Number	ID (in)	ID (mm)	Reinf Layers	OD (in)	OD (mm)	Approx Wt (lbs/ft)	Approx Wt (kg/m)	Min Bend Rad (in)	Min Bend Rad (mm)	Max WP (psi)	Max WP (bar)	Perm Cplg Rec *	Nom Std Pack Qty (ft)	Pkg Type
39703	3/16	4.7	1	0.4	11.1	0.06	0.09	1	33	100	7	*	250	Reel
39704	1/4	6.4	1	0.5	12.7	0.09	0.13	2	38	100	7	HY	250	Reel
39705	5/16	7.9	1	0.6	14.2	0.11	0.16	2	51	100	7	HY	250	Reel
39706	3/8	9.5	1	0.7	16.7	0.12	0.18	3	64	100	7	HY	250	Reel
39708	1/2	12.7	1	0.8	21.0	0.18	0.27	4	102	100	7	HY	250	Reel
39710	5/8	15.9	2	0.9	23.9	0.23	0.34	5	127	35	2	*	250	Reel

WARNING: This product can expose you to chemicals including Carbon Black, which is known to the State of California to cause cancer. For more information go to www.p65warnings.ca.gov.

Tube: Black nitrile and translucent thermoplastic barrier

Reinforcement: One textile braid or multiple textile plies

Cover: Black CPE, smooth finish

Temp. Range: -30°F to +257°F (-34°C to +125°C)

Brand Method: White ink

Brand Example: PARKER SERIES 397 (P/N) SUPER-FLEX® FL (ID) LOW PERMEATION FUEL LINE (x) PKHPLINE 397 EPA COMPLIANT EPA COMPLIANT 15 g/m²/day C-U-06-010 MAX WP 100 PSI

NOTE: (x) changes every year

Design Factor: 5:1

Industry Standards: CARB 2006 SORE, EPA, SAE J30R7/J30R14T2 (Performance)

Applications:

- Low pressure fuel lines on blowers, grinders, mowers, off-road engines, pressure washers, saws
- Biodiesel (to B100 in dedicated and non-dedicated service), diesel, ethanol, gasoline
- Agricultural equipment, autos, buses, construction equipment, off-road equipment

Vacuum: 3/16" ID through 3/8" ID @ 24" Hg (609 mm Hg); 1/2" ID through 3/4" ID @ 10" Hg (254 mm Hg)

Compare to: Avon Greenbar, Mark IV PermaSeal

WARNING! Couplings attached with bands or clamps may reduce the working pressure of the hose assembly to less than the maximum rated working pressure of the hose. Refer to the NAHAD Industrial Hose Assembly Guidelines.

Fuel Line/Vapor Emission Hose

Series 395



Series 395 hose is flexible for easy routing in and around small engines and small engine compartments, and the cover is resistant to abrasion, oil and weathering.

- NOTES:**
- Refer to the Refined Fuel/Hose Compatibility Table in the Media Compatibility section.
 - Do not use in marine fuel applications. Refer to Series 7165.

Crimp Specifications

For currently qualified crimp specifications including coupling designation, refer to CrimpSource at www.parker.com/crimpsource.

#														
Part Number	ID (in)	ID (mm)	Reinf Layers	OD (in)	OD (mm)	Approx Wt (lbs/ft)	Approx Wt (kg/m)	Min Bend Rad (in)	Min Bend Rad (mm)	Max WP (psi)	Max WP (bar)	Perm Cplg Rec *	Nom Std Pack Qty (ft)	Pkg Type
39553	3/16	4.8	2	0.4	10.3	0.07	0.10	2	51	75	5	*	250	Carton
39550	1/4	6.4	2	0.5	12.7	0.10	0.15	2	51	50	3	HY	250	Carton
39551	5/16	7.9	2	0.6	14.3	0.11	0.16	3	76	50	3	*	250	Carton
39552	3/8	9.5	2	0.6	15.9	0.14	0.21	4	89	50	3	HY	250	Carton
39554	1/2	12.7	2	0.8	19.8	0.17	0.25	4	102	35	2	HY	250	Reel

WARNING: This product can expose you to chemicals including Carbon Black, which is known to the State of California to cause cancer. For more information go to www.p65warnings.ca.gov.

Tube: Black nitrile

Reinforcement: Multiple textile plies

Cover: Black chloroprene; smooth finish

Temp. Range: -40°F to +257 °F (-40°C to +125°C)

Brand Method: White ink

Brand Example: (ID) FUEL/VAPOR LINE SAE 30R7

Design Factor: 5:1

Industry Standards: SAE J30R7

Applications:

- Low pressure fuel lines, vapor emission service
- Biodiesel (to B20 in dedicated and non-dedicated service), diesel, ethanol, gasoline
- Agricultural equipment, autos, buses, construction equipment, off-road equipment

Vacuum: 24" Hg (3/16" ID through 3/8" ID); 10" Hg (1/2" ID)

Compare to: Thermoid Fueling, Vapor Emission and Crankcase Ventilation SAE 30R7

WARNING! Couplings attached with bands or clamps may reduce the working pressure of the hose assembly to less than the maximum rated working pressure of the hose. Refer to the NAHAD Industrial Hose Assembly Guidelines.

Heater Hose

Series 7181



Series 7181 hose construction designed to SAEJ20R3

D-2 provides electrochemical resistance (ECR) to inhibit striations and rusting of hose-to-metal interfaces, and high temperature performance. The hose is resistant to abrasion, mild chemicals and weathering.

Crimp Specifications

For currently qualified crimp specifications including coupling designation, refer to CrimpSource at www.parker.com/crimpsource.

# Part Number	ID (in)	ID (mm)	Reinf Layers	OD (in)	OD (mm)	Approx Wt (lbs/ft)	Approx Wt (kg/m)	Min Bend Rad (in)	Min Bend Rad (mm)	Max WP (psi)	Max WP (bar)	Perm Cplg Rec *	Nom Std Pack Qty (ft)	Pkg Type
7181-251	1/4	6.4	2	0.5	13.4	0.10	0.15	3	64	65	5	*	700	Reel
7181-311	5/16	8.0	2	0.6	15.0	0.18	0.27	5	127	65	5	*	700	Reel
7181-381	3/8	9.5	2	0.7	17.5	0.16	0.24	5	127	65	5	*	600	Reel
7181-501	1/2	12.7	2	0.8	20.7	0.19	0.28	6	152	65	5	*	500	Reel
7181-631	5/8	15.9	2	0.9	23.9	0.23	0.34	8	203	65	5	HY	500	Reel
7181-631050	5/8	15.9	2	0.9	23.9	0.23	0.37	8	203	65	5	HY	5 x 50	Carton
7181-751	3/4	19.1	2	1.1	27.1	0.27	0.40	9	229	50	3	*	500	Reel
7181-1001	1	25.4	2	1.3	34.0	0.37	0.55	12	305	45	3	*	300	Reel

WARNING: This product can expose you to chemicals including Carbon Black, which is known to the State of California to cause cancer. For more information go to www.p65warnings.ca.gov.

Tube: Black EPDM

Reinforcement: Multiple textile plies

Cover: Black EPDM; smooth finish

Temp. Range: -40°F to +257°F (-40°C to +125°C)

Brand Method: White ink

Brand Example: PARKER SERIES 7181 HEATER HOSE
SAE 20R3EC D-2 (ID) XX PSI MAX WP
ELECTROCHEMICALLY RESISTANT

Design Factor: 4:1

Industry Standards: SAE J20R3EC Class D2

Applications:

- Coolant, hot water, mild chemicals
- Industrial and vehicle coolant systems; low pressure drain lines
- Agriculture, construction, general industrial, transportation

Vacuum: 1/4" ID through 1/2" ID @ 10" Hg (254 mm Hg);
5/8" ID @ 8" Hg (203 mm Hg);
3/4" ID @ 7" Hg (179 mm Hg);
1" ID @ 6" Hg (152 mm Hg)

Compare to: ContiTech OEM; Gates Green Stripe

WARNING! Couplings attached with bands or clamps may reduce the working pressure of the hose assembly to less than the maximum rated working pressure of the hose. Refer to the NAHAD Industrial Hose Assembly Guidelines.

Heater Hose

Series 7186



Series 7186 is a flexible, lightweight coolant/heater/water hose for standard duty service. The EPDM construction is resistant to abrasion, mild chemicals and weathering.

Crimp Specifications

For currently qualified crimp specifications including coupling designation, refer to CrimpSource at www.parker.com/crimpsource.

# Part Number	ID (in)	ID (mm)	Reinf Layers	OD (in)	OD (mm)	Approx Wt (lbs/ft)	Approx Wt (kg/m)	Min Bend Rad (in)	Min Bend Rad (mm)	Max WP (psi)	Max WP (bar)	Perm Cplg Rec *	Nom Std Pack Qty (ft)	Pkg Type
7186-501	1/2	12.7	2	0.8	19.8	0.17	0.25	6	152	125	9	*	500	Reel
7186-501050													5 x 50	Carton
7186-631	5/8	15.9	2	0.9	23.0	0.20	0.30	8	203	90	6	*	500	Reel
7186-631050													5 x 50	Carton
7186-751	3/4	19.1	2	1.0	26.2	0.24	0.36	9	229	70	5	*	500	Reel
7186-751050													5 x 50	Carton

WARNING: This product can expose you to chemicals including Carbon Black, which is known to the State of California to cause cancer. For more information go to www.p65warnings.ca.gov.

Tube: Black EPDM

Reinforcement: Multiple textile plies

Cover: Black EPDM; smooth finish

Temp. Range: -40°F to +212°F (-40°C to +100°C)

Brand Method: White ink

Brand Example: PARKER SERIES 7186 HEATER HOSE (ID)

Design Factor: 4:1

Industry Standards: None applicable

Applications:

- Coolant, hot water, mild chemicals
 - Industrial and vehicle coolant systems; low pressure drain line
 - Agriculture, construction, general industrial, transportation
- Vacuum:** 1/2" ID @ 10" Hg (254 mm Hg);
5/8" ID @ 8" Hg (203 mm Hg);
3/4" ID @ 7" Hg (179 mm Hg)

Compare to: Thermoid Black Standard Heater

WARNING! Couplings attached with bands or clamps may reduce the working pressure of the hose assembly to less than the maximum rated working pressure of the hose. Refer to the NAHAD Industrial Hose Assembly Guidelines.

Silicone Heater Hose / Standard Wall














Series 6722



Series 6722 silicone heater hose meets or exceeds SAE J20R3 Class A requirements. The multiple plies of textile reinforcement and extruded construction provide long and flexible lengths that resist coolant solutions, aging, cold leaks, cracking, delamination, ozone and peeling.

Crimp Specifications

For currently qualified crimp specifications including coupling designation, refer to CrimpSource at www.parker.com/crimpsource.

# Part Number	 Size (in)	 ID (in)	 ID (mm)	 OD (in)	 OD (mm)	 Approx Wt (lbs/ft)	 Approx Wt (kg/m)	 Min Bend Rad (in)	 Min Bend Rad (mm)	 Min Burst Press (psi)	 Min Burst Press (bar)	 Nom Std Pack Qty (ft)	 Pkg Type
6722-0250050	1/4	0.250	6.4	0.5	13.4	0.10	0.15	1	13	250	17	50	Carton
6722-0250250												250	Reel
6722-0313100	5/16	0.313	8.0	0.6	15.0	0.12	0.18	1	18	250	17	100	Reel
6722-0375050	3/8	0.375	9.5	0.7	17.5	0.13	0.19	1	19	250	17	50	Carton
6722-0375250												250	Reel
6722-0500050	1/2	0.500	12.7	0.8	20.7	0.17	0.25	2	38	250	17	50	Carton
6722-0500250												250	Reel
6722-0625050	5/8	0.625	15.9	0.9	23.9	0.24	0.36	2	45	250	17	50	Carton
6722-0625100												100	Reel
6722-0625250												250	Reel
6722-0750050	3/4	0.750	19.1	1.1	27.1	0.26	0.39	3	70	200	14	50	Carton
6722-0750100												100	Reel
6722-1000050	1	1.000	25.4	1.3	34.0	0.34	0.51	5	127	175	12	50	Carton
6722-1000100												100	Reel

Tube: Brick red silicone

Reinforcement: Multiple high temperature textile plies

Cover: Blue silicone, glossy finish

Temp. Range: -65°F to +347°F (-53°C to +175°C)

Brand Method: Impression

Brand Example: PARKER SILICONE SERIES 6722 (ID)
-65°F TO +350°F

Max. Rec. WP: 1/3 of minimum burst pressure shown in table below

Industry Standards: SAE J20R3 Class A

Applications:

- Automobiles, buses, mobile/off-road equipment, trucks
- Other equipment or vehicles with heating lines

Vacuum: Not recommended

Compare to: Federal 5526; Flexfab Blue 5526; Purosil 80

⚠ WARNING! Couplings attached with bands or clamps may reduce the working pressure of the hose assembly to less than the maximum rated working pressure of the hose. Refer to the NAHAD Industrial Hose Assembly Guidelines.

Silicone Heater Hose / Heavy Wall

Series 6723



Series 6723 thick wall silicone heater hose meets or exceeds SAE J20R3 Class A requirements. The multiple plies of textile reinforcement and extruded construction provide long and flexible lengths that resist coolant solutions, aging, cold leaks, cracking, delamination, ozone and peeling.

Crimp Specifications

For currently qualified crimp specifications including coupling designation, refer to CrimpSource at www.parker.com/crimpsource.

# Part Number	Size (in)	ID (in)	ID (mm)	OD (in)	OD (mm)	Approx Wt (lbs/ft)	Approx Wt (kg/m)	Min Bend Rad (in)	Min Bend Rad (mm)	Min Burst Press (psi)	Min Burst Press (bar)	Perm Cplg Rec *	Nom Std Pack Qty (ft)	Pkg Type
6723-0375250	3/8	0.375	9.5	0.8	19.4	0.15	0.22	1	16	250	17	HY	250	Reel
6723-0625050	5/8	0.625	15.9	1.0	25.8	0.27	0.40	2	38	250	17	HY	50	Carton
6723-0750100	3/4	0.750	19.1	1.1	29.0	0.29	0.43	2	60	200	14	HY	100	Reel
6723-1000050	1	1.000	25.4	1.4	35.3	0.39	0.58	4	102	175	12	HY	50	Carton

Tube: Brick red silicone

Reinforcement: Multiple high temperature textile plies

Cover: Blue silicone, glossy finish

Temp. Range: -65°F to +350°F (-53°C to +176°C)

Brand Method: Impression

Brand Example: PARKER SILICONE SERIES 6723 (ID)
-65°F TO +350°

Max. Rec. WP: 1/3 of minimum burst pressure shown in table below

Industry Standards: SAE J20R3 Class A

Applications:

- Automobiles, buses, mobile/off-road equipment, trucks
- Other equipment or vehicles with heating lines

Vacuum: Not recommended

Compare to: Flexfab Green 5521

⚠ WARNING! Couplings attached with bands or clamps may reduce the working pressure of the hose assembly to less than the maximum rated working pressure of the hose. Refer to the NAHAD Industrial Hose Assembly Guidelines.

Silicone Heater Hose

Series 6724



Series 6724 silicone high temperature heater hose meets or exceeds requirements. The multiple plies of textile reinforcement and extruded construction provide long and flexible lengths that resist coolant solutions, aging, cold leaks, cracking, delamination, ozone and peeling.

Crimp Specifications

For currently qualified crimp specifications including coupling designation, refer to CrimpSource at www.parker.com/crimpsource.

# Part Number	Size (in)	ID (in)	ID (mm)	OD (in)	OD (mm)	Approx Wt (lbs/ft)	Approx Wt (kg/m)	Min Bend Rad (in)	Min Bend Rad (mm)	Min Burst Press (psi)	Min Burst Press (bar)	Nom Std Pack Qty (ft)	Pkg Type
6724-0250250	1/4	0.250	6.4	0.5	13.4	0.10	0.15	1	13	250	17	250	Reel
6724-0375250	3/8	0.375	9.5	0.7	17.5	0.13	0.19	1	19	250	17	250	Reel

Tube: Brick red silicone

Reinforcement: Multiple high temperature textile plies

Cover: Blue silicone, glossy finish

Temp. Range: -65°F to +500°F (-53°C to +260°C)

Brand Method: Impression

Brand Example: PARKER SILICONE SERIES 6724 -65°F TO +500°F

Max. Rec. WP: 1/3 of minimum burst pressure shown in table below

Industry Standards: SAE J20R3 Class A

Applications:

- Automobiles, buses, mobile/off-road equipment, trucks
- Other equipment or vehicles with heating lines

Vacuum: Not recommended

WARNING! Couplings attached with bands or clamps may reduce the working pressure of the hose assembly to less than the maximum rated working pressure of the hose. Refer to the NAHAD Industrial Hose Assembly Guidelines.

Silicone Coolant Hose / 3-Ply











Series 6750



Series 6750 silicone construction meets or exceeds SAE J20R1 Class A requirements. This hose resists coolant solutions, aging, cold leaks, cracking, delamination, ozone and peeling. Series 6750 is manufactured on twelve-foot mandrels for tight dimensional tolerances and is offered in standard 3-foot lengths.

Crimp Specifications

For currently qualified crimp specifications including coupling designation, refer to CrimpSource at www.parker.com/crimpsource.

# Part Number	 Size (in)	 ID (in)	 ID (mm)	 Reinf Layers	 OD (in)	 OD (mm)	 Approx Wt (lbs/ea)	 Approx Wt (kg/ea)	 Min Burst Press (psi)	 Min Burst Press (bar)	 Std Pack Qty (ea)	 Pkg Type
6750-0750003	3/4	0.750	19.1	3	1.1	27.9	2.73	4.07	325	22	4 x 3-ft	Carton
6750-0875003	7/8	0.875	22.2	3	1.2	31.0	3.00	4.47	325	22	4 x 3-ft	Carton
6750-1000003	1	1.000	25.4	3	1.4	34.3	3.24	4.83	299	21	4 x 3-ft	Carton
6750-1125003	1-1/8	1.125	28.6	3	1.5	37.3	3.60	5.36	299	21	4 x 3-ft	Carton
6750-1250003	1-1/4	1.250	31.8	3	1.6	40.6	3.84	5.72	276	19	4 x 3-ft	Carton
6750-1500003	1-1/2	1.500	38.1	3	1.9	47.0	4.47	6.66	249	17	4 x 3-ft	Carton
6750-1625003	1-5/8	1.625	41.3	3	2.0	50.0	4.74	7.06	249	18	2 x 3-ft	Carton
6750-1750003	1-3/4	1.750	44.5	3	2.1	53.3	5.10	7.60	225	16	2 x 3-ft	Carton
6750-2000003	2	2.000	50.8	3	2.4	59.7	5.73	8.54	200	14	2 x 3-ft	Carton
6750-2375003	2-3/8	2.375	60.3	3	2.7	69.1	7.00	10.43	175	12	1 x 3-ft	Carton
6750-2500003	2-1/2	2.500	63.5	3	2.9	72.4	7.20	10.73	149	10	1 x 3-ft	Carton
6750-3000003	3	3.000	76.2	3	3.4	85.1	9.00	13.41	87	6	1 x 3-ft	Carton
6750-3500003	3-1/2	3.500	88.9	3	3.9	97.8	9.96	14.84	75	5	1 x 3-ft	Carton
6750-4000003	4	4.000	101.6	3	4.4	110.5	11.10	16.54	49	4	1 x 3-ft	Carton
6750-5000003	5	5.000	127.0	3	5.4	135.9	14.34	21.37	49	4	1 x 3-ft	Carton

Tube: Brick red silicone

Reinforcement: Multiple high temperature textile plies

Cover: Blue silicone, matte finish

Temp. Range: -65°F to +350°F (-53°C to +176°C)

Brand Method: Black ink

Brand Example: PARKER SILICONE SERIES 6750 (ID)
-65°F TO +350°F

Max. Rec. WP: 1/3 of minimum burst pressure shown in table below

Industry Standards: SAE J20R1 Class A

Applications:

- Automobiles, buses, mobile/off-road equipment, trucks
- Other equipment or vehicles with heating lines

Vacuum: Not recommended

Compare to: Federal 5515; Flexfab Blue 5515; Flexfab Green 5500; Purosil 7030

Silicone Charge Air Cooler Hose / 4-Ply Hot Side

Series 6823



Series 6823 is a 4-ply silicone Charge Air Cooler (CAC) hose designed to connect and align segments of the air charge system of a heavy duty engine. The air charge system manages the flow of the cool/hot air between the turbocharger and the engine; the hot side CAC hose transfers hot air from the engine and also helps stabilize the system by compensating for vibrations. Series 6823 features a maximum temperature to +500°F (+260°C), while the red color is used for color-coding the hot side of the system.

Crimp Specifications

For currently qualified crimp specifications including coupling designation, refer to CrimpSource at www.parker.com/crimpsource.

# Part Number 6823	Size (in)	ID (in)	ID (mm)	Reinf Layers	OD (in)	OD (mm)	Approx Wt (lbs/ea)	Approx Wt (kg/ea)	Min Bend Rad (in)	Min Bend Rad (mm)	Min Burst Press (psi)	Min Burst Press (bar)	Std Pack Qty (ea)	Pkg Type
-30006000	3	3.00	76.2	4	3.2	81.8	0.37	0.55	n/a	n/a	80	6	6 x 6-in	Carton
-300035006000	3 x 3-1/2	3.00 x 3.50	76.2 x 88.9	4	3.2 x 3.7	81.8 x 94.5	0.40	0.60	n/a	n/a	80	6	6 x 6-in	Carton
-35006000	3-1/2	3.50	88.9	4	3.7	94.5	0.43	0.64	n/a	n/a	80	6	6 x 6-in	Carton
-40006000	4	4.00	101.6	4	4.22	107.2	0.55	0.82	n/a	n/a	80	6	6 x 6-in	Carton
-40008000	4	4.00	101.6	4	4.2	107.2	0.74	1.10	n/a	n/a	80	5.5	6 x 8-in	Carton

Tube: Brick red silicone

Reinforcement: Multiple high temperature aramid plies with external stainless steel retaining rings

Cover: Brick red silicone, matte finish

Temp. Range: -65°F to +500°F (-53°C to +260°C)

Brand Method: Black ink

Brand Example: PARKER SERIES 6823

Max. Rec. WP: 1/3 of minimum burst pressure shown in table below

Industry Standards: None applicable

Applications:

- Hot air connection between engine charge air system components
- Automobiles, buses, mobile/off-road equipment, trucks
- Other equipment or vehicles with heating lines

Vacuum: Not recommended

Compare to: Purosil 367

Silicone Coolant / Heater Hose

Series 6621



Series 6621 hose construction meets SAE J20R2 Class A performance criteria and incorporates multiple plies of textile reinforcement for durability, a helical wire for limited suction capability and collapse/kink resistance, and resists coolant solutions, aging, cold leaks, cracking, delamination, ozone and peeling. The unique Greek corrugations are precision engineered, providing extreme flexibility and kink resistance for applications that require tight bends for routing through confined spaces where formed hoses might normally be required. Series 6621 is manufactured on 130-foot mandrels—providing the longest and most flexible continuous hose lengths in the industry—for tight dimensional tolerances and maximum inventory utilization.

NOTE: Do not drag across sharp edges or highly abrasive services.

Crimp Specifications

For currently qualified crimp specifications including coupling designation, refer to CrimpSource at www.parker.com/crimpsource.

# Part Number	Size (in)	ID (in)	ID (mm)	OD (in)	OD (mm)	Approx Wt (lbs/ft)	Approx Wt (kg/m)	Min Bend Rad (in)	Min Bend Rad (mm)	Min Burst Press (psi)	Min Burst Press (bar)	Nom Std Pack Qty (ft)	Pkg Type
6621-1000025	1	0.984	25.0	14	35.0	0.30	0.52	2	50	225	16	25	Carton
6621-1250025	1-1/4	1.260	32.0	1.7	43.0	0.40	0.60	3	80	225	16	25	Carton
6621-2000025	2	2.008	51.0	2.5	64.0	0.88	1.31	6	150	225	16	25	Carton

Tube: Black silicone (other colors available; contact Parker)

Reinforcement: Multiple high temperature textile plies with wire helix

Cover: Red Greek corrugated silicone, matte finish (other colors available; contact Parker)

Temp. Range: -76°F to +392°F (-60°C to +200°C)

Brand Method: Black text on yellow stripe

Brand Example: PARKER SILICONE SERIES 6621 -76°F to +392°F

Max. Rec. WP: 1/3 of minimum burst pressure shown in table below

Industry Standards: SAE J20R2 Class A and TMC RP303B performance; ISO 1307-1997 dimensional tolerance

Applications:

- Coolant transfer in heater and coolant circuits
- Automobiles, buses, mobile/off-road equipment, trucks

Vacuum: 18" hg (457 mm Hg)

SOFT-FLEX™ DEF Dispenser Hose

Series 7116M



Series 7116M hose construction incorporates a specially formulated EPDM tube and multiple plies of textile reinforcement for flexibility and kink resistance. The EPDM cover is resistant to abrasion, mild chemicals and ozone.

- NOTES:**
- To avoid DEF contamination, use only hose designed for the application, and stainless steel couplings to fabricate hose assemblies.
 - Do not use for oil or fuel service.

Crimp Specifications

For currently qualified crimp specifications including coupling designation, refer to CrimpSource at www.parker.com/crimpsource.

# Part Number	ID (in)	ID (mm)	Reinf Layers	OD (in)	OD (mm)	Approx Wt (lbs/ft)	Approx Wt (kg/m)	Min Bend Rad (in)	Min Bend Rad (mm)	Max WP (psi)	Max WP (bar)	Perm Cplg Rec *	Nom Std Pack Qty (ft)	Pkg Type
7116M-380	3/8	9.5	2	0.7	16.7	0.13	0.19	4	97	150	10	*	700	Reel
7116M-500	1/2	12.7	4	0.9	22.7	0.24	0.36	5	127	150	10	*	550	Reel
7116M-750	3/4	19.1	4	1.2	29.4	0.34	0.51	6	152	150	10	*	400	Reel

WARNING: This product can expose you to chemicals including DEHP, which is known to the State of California to cause cancer and birth defects or other reproductive harm. For more information go to www.p65warnings.ca.gov.

Tube: Black EPDM, peroxide cured

Reinforcement: Multiple textile plies

Cover: Black EPDM; smooth finish

Temp. Range: -40°F to +212°F (-40°C to +100°C)

Brand Method: White ink

Brand Example: PARKER SERIES 7116M DEF SOFT-FLEX™ (ID) MAX WP 150 PSI

Design Factor: 4:1

Industry Standards: None applicable

Applications:

- DEF fluids, urea
- Dispensing for buses, trucks, mobile equipment
- Agriculture, construction, transportation

Vacuum: Not recommended

Compare to: ContiTech DEF Dispensing Hose; Flextral PE60

WARNING! Couplings attached with bands or clamps may reduce the working pressure of the hose assembly to less than the maximum rated working pressure of the hose. Refer to the NAHAD Industrial Hose Assembly Guidelines.

ARMADA® Marine Multipurpose, Fuel Fill / Vent and Hardwall Wet Exhaust Hose

Series SW569



Series SW569 is an extremely versatile suction and discharge hose for diverse applications such as bilge pump intake, discharge and ventilation; cabin heating; coolant and radiator service; oil and fuel systems using biodiesel (to B100 in dedicated service), ethanol, and gasoline; lubrication systems; wet exhaust systems; nonpotable water systems; and toilet and bath connections. Series SW569 incorporates a dual wire helix that provides full suction capability, flexibility and kink resistance, and the cover is resistant to oil and ozone. The hose is available in multiple incremental sizes for connection to various sizes of pipe used in the marine industry.

- NOTES:**
- Refer to the Refined Fuel/Hose Compatibility Table in the Media Compatibility section.
 - Do not use in applications requiring low-permeation fuel feed hose (SAE J1527 A1-15).

Tube: Black nitrile

Reinforcement: Multiple textile plies with dual wire helix

Cover: Black chloroprene; wrapped finish

Temp. Range: -20°F to +212°F (-29°C to +100°C)

Brand Method: Black text on yellow stripe

Brand Example: PARKER SERIES SW569 ARMADA (ID)
MARINE FUEL/WET EXHAUST HOSE XX
PSI WP

Design Factor: 4:1

Industry Standards: ABYC H-24; NMMA; SAE J1527 A1 and A2 Style R2; SAE J1942 Codes F, VW, NVW; SAE J2006 R2; SAE J20R2 B; SAE J20R4 B; SAE J20R5 B; SAE J30R5; ISO 7840:2004 A2; ISO 8469 B1; USCG

Applications:

- Biodiesel (to B100 in dedicated service), diesel, ethanol, gasoline, oil
- Hot exhaust fumes, nonpotable water
- Marine coolant and fuel/vent systems, wet exhaust

Vacuum: 29" Hg (737 mm Hg)

Compare to: Thermoid 7910 Bellowsflex A















(Continued on the following page)

⚠ WARNING! Couplings attached with bands or clamps may reduce the working pressure of the hose assembly to less than the maximum rated working pressure of the hose. Refer to the NAHAD Industrial Hose Assembly Guidelines.

Series SW569 – ARMADA® Marine Multipurpose, Fuel Fill / Vent and Hardwall Wet Exhaust Hose (Continued)

Crimp Specifications

For currently qualified crimp specifications including coupling designation, refer to CrimpSource at www.parker.com/crimpsource.

# Part Number	 ID (in)	 ID (mm)	 Reinf Layers	 OD (in)	 OD (mm)	 Approx Wt (lbs/ft)	 Approx Wt (kg/m)	 Min Bend Rad (in)	 Min Bend Rad (mm)	 Max WP (psi)	 Max WP (bar)	 Perm Cplg Rec *	 Nom Std Pack Qty (ft)	 Pkg Type
SW569-500	1/2	12.7	2	0.9	22.6	0.29	0.43	2	38	75	5	*	50	Coil
SW569-625	5/8	15.9	2	1.0	26.4	0.37	0.55	2	38	75	5	*	50	Coil
SW569-750	3/4	19.1	2	1.2	29.4	0.42	0.63	2	38	75	5	*	50	Coil
SW569-1000	1	25.4	2	1.4	35.8	0.53	0.79	2	51	75	5	*	50	Coil
SW569-1125	1-1/8	28.6	2	1.6	39.6	0.62	0.92	3	64	75	5	*	50	Coil
SW569-1250	1-1/4	31.8	2	1.7	42.2	0.64	0.95	3	64	75	5	*	50	Coil
SW569-1500	1-1/2	38.1	2	1.9	48.4	0.78	1.16	3	76	50	3	*	50	Coil
SW569-1625	1-5/8	41.3	2	2.0	51.9	0.87	1.30	4	89	50	3	*	50	Coil
SW569-1750	1-3/4	44.5	2	2.2	55.4	0.96	1.43	4	89	50	3	*	50	Coil
SW569-1875	1-7/8	47.6	2	2.4	59.8	1.14	1.70	4	102	50	3	*	50	Coil
SW569-2000	2	50.8	2	2.5	63.0	1.18	1.76	5	114	50	3	*	50	Coil
SW569-2250	2-1/4	57.2	2	2.7	67.6	1.33	1.98	5	114	50	3	*	50	Coil
SW569-2375	2-3/8	60.3	2	2.8	71.9	1.40	2.09	6	152	50	3	*	50	Coil
SW569-2500	2-1/2	63.5	2	2.9	73.3	1.41	2.10	7	178	50	3	*	50	Coil
SW569-3000	3	76.2	2	3.5	87.8	1.74	2.59	9	229	40	3	*	50	Coil
SW569-3500	3-1/2	88.9	2	4.0	101.2	2.13	3.17	10	254	40	3	*	50	Coil
SW569-4000	4	101.6	2	4.5	114.4	2.50	3.73	12	305	40	3	*	25	Coil

⚠ WARNING: This product can expose you to chemicals including DEHP, which is known to the State of California to cause cancer and birth defects or other reproductive harm. For more information go to www.p65warnings.ca.gov.

Marine Softwall Wet Exhaust Hose

Series SS269



Series SS269 hose is easier to install and absorbs more vibration than rigid pipe or tubing. The cover is resistant to oil and ozone, and is available in multiple incremental sizes for connection to various sizes of pipe used in the marine industry.

NOTE: Do not use with refined oil or fuel, or in suction applications.

Crimp Specifications

For currently qualified crimp specifications including coupling designation, refer to CrimpSource at www.parker.com/crimpsource.

# Part Number	 ID (in)	 ID (mm)	 Reinf Layers	 OD (in)	 OD (mm)	 Approx Wt (lbs/ft)	 Approx Wt (kg/m)	 Max WP (psi)	 Max WP (bar)	 Perm Cplg Rec *	 Nom Std Pack Qty (ft)	 Pkg Type
SS269-1000	1	25.4	2	1.4	36.6	0.45	0.20	200	14	*	50	Coil
SS269-1250	1-1/4	31.8	2	1.8	45.4	0.71	0.32	200	14	*	50	Coil
SS269-1500	1-1/2	38.1	2	2.0	51.7	0.81	0.37	200	14	*	50	Coil
SS269-1625	1-5/8	41.3	2	2.2	55.6	0.90	0.41	200	14	*	50	Coil
SS269-1750	1-3/4	44.5	2	2.3	58.0	0.91	0.41	200	14	*	50	Coil
SS269-1875	1-7/8	47.6	2	2.4	61.2	0.96	0.44	200	14	*	50	Coil
SS269-2000	2	50.8	4	2.6	65.2	1.11	0.50	200	14	*	50	Coil
SS269-2250	2-1/4	57.2	4	2.8	71.6	1.24	0.56	200	14	*	25	Coil
SS269-2375	2-3/8	60.3	4	3.0	75.3	1.33	0.60	200	14	*	25	Coil
SS269-2625	2-5/8	66.7	4	3.2	81.3	1.43	0.65	200	14	*	25	Coil
SS269-2750	2-3/4	69.9	4	3.3	84.0	1.45	0.66	200	14	*	25	Coil
SS269-2875	2-7/8	66.7	4	3.4	87.0	1.46	0.66	200	14	*	25	Coil
SS269-3000	3	76.2	4	3.7	93.0	1.83	0.83	200	14	*	25	Coil
SS269-3500	3-1/2	88.9	4	4.1	105.3	2.08	0.94	200	14	*	25	Coil
SS269-4000	4	101.6	4	4.6	117.6	2.32	1.05	200	14	*	25	Coil
SS269-4500	4-1/2	114.3	4	5.1	130.7	2.55	1.16	200	14	*	25	Coil
SS269-5000	5	127.0	6	5.9	148.6	3.69	1.68	200	14	*	25	Coil
SS269-5562	5-9/16	141.3	6	6.4	162.8	4.09	1.86	200	14	*	25	Coil

WARNING: This product can expose you to chemicals including DEHP, which is known to the State of California to cause cancer and birth defects or other reproductive harm. For more information go to www.p65warnings.ca.gov.

Tube: Black nitrile

Reinforcement: Multiple textile plies

Cover: Black nitrile; wrapped finish

Temp. Range: -40°F to +200°F (-40°C to +93°C)

Brand Method: Black text on blue stripe

Brand Example: PARKER SERIES SS269 (ID) SOFWALL MARINE WET EXHAUST HOSE XXX PSI WP U.S.C.G. TYPE SAE J2006R1 MEETS STANDARDS FOR ABYC

Design Factor: 4:1

Industry Standards: ABYC; USCG; SAE J2006R1

Applications:

- Hot exhaust fumes; oil, nonpotable water
- Marine coolant systems, wet exhaust

Vacuum: Not recommended

WARNING! Couplings attached with bands or clamps may reduce the working pressure of the hose assembly to less than the maximum rated working pressure of the hose. Refer to the NAHAD Industrial Hose Assembly Guidelines.

WAVEMASTER™ Marine Barrier Fuel Line / Vent Hose

Series 7165

















Series 7165 hose incorporates a thermoplastic barrier to resist fuel permeation and the cover is resistant to abrasion, oil and weathering. The hose is flexible for easy routing in engine compartments and used as a feed line to fuel tanks where liquid fuel is continuously in the hose under normal conditions.

NOTE: Refer to the Refined Fuel/Hose Compatibility Table in the Media Compatibility section.

Crimp Specifications

For currently qualified crimp specifications including coupling designation, refer to CrimpSource at www.parker.com/crimpsource.

# Part Number	 ID (in)	 ID (mm)	 Reinf Layers	 OD (in)	 OD (mm)	 Approx Wt (lbs/ft)	 Approx Wt (kg/m)	 Min Bend Rad (in)	 Min Bend Rad (mm)	 Max WP (psi)	 Max WP (bar)	 Perm Cplg Rec *	 Nom Std Pack Qty (ft)	 Pkg Type
7165-25250	1/4	6.3	2	0.5	13.6	0.11	0.16	3	64	100	7	*	250	Reel
7165-31250	5/16	7.9	2	0.6	15.5	0.13	0.19	3	64	100	7	*	250	Reel
7165-38250	3/8	9.5	2	0.7	17.3	0.16	0.24	3	64	100	7	*	250	Reel
7165-50250	1/2	12.7	2	0.8	20.9	0.20	0.30	5	114	100	7	*	250	Reel
7165-63250	5/8	16.0	2	1.0	25.4	0.30	0.45	5	114	75	5	*	250	Reel

WARNING: This product can expose you to chemicals including Carbon Black, which is known to the State of California to cause cancer. For more information go to www.p65warnings.ca.gov.

Tube: Translucent Nylon

Reinforcement: Multiple textile plies

Cover: Black nitrile/PVC; smooth finish

Temp. Range: -20°F to +212°F (-29°C to +100°C)

Brand Method: Side One: White ink

Side Two: Solid red stripe

Brand Example: PARKER SERIES 7165 WAVEMASTER MARINE FUEL HOSE – EPA COMPLIANT – (x)9PKHPLINE165 – SAE J1527 USCG TYPE A1-15 ISO 7840 A1 CE NMMA TYPE ACCEPTED (ID) PH USE WITH ABYC COMPLIANT SYSTEMS AND FITTINGS ONLY

NOTE: (x) changes every year

Design Factor: 4:1

Industry Standards: ABYC, CARB, CE, EPA, ISO 7840 A1, NMMA, SAE J1527 A1-15, USCG A1

Applications:

- Biodiesel (to B100 in dedicated and non-dedicated service), diesel, ethanol, gasoline, oil
- Marine fuel/vent systems

Vacuum: Not recommended

Compare to: ContiTech Marine Fuel Line Flexshield

Couplings: ABYC compliant

WARNING! Couplings attached with bands or clamps may reduce the working pressure of the hose assembly to less than the maximum rated working pressure of the hose. Refer to the NAHAD Industrial Hose Assembly Guidelines.

Fuel Dispenser Hose
















FLEX-EVER™ 2000 Hardwall Gasoline Dispenser Hose

Series 7280



Series 7280 hardwall construction incorporates a dual wire helix that provides full suction capability, kink resistance, and a path to conduct a static electrical charge to ground. The cover is resistant to abrasion, cuts, oil and ozone, and will not mar the finish of a vehicle. Series 7280 is suitable for use with reeling devices or applications where retractable cables are employed.

- NOTES:**
- The  symbol in the brand/layline signifies the hose as a “UL Recognized Component” for UL gasoline dispenser hose assemblies.
 - Not UL listed for E85 service.
 - Refer to the Refined Fuel/Hose Compatibility Table in the Media Compatibility section.
 - Refer to the Safety and Technical Information section of this catalog for safety, handling and use information.

Crimp Specifications														
For currently qualified crimp specifications including coupling designation, refer to CrimpSource at www.parker.com/crimpsource .														
#														
Part Number	ID (in)	ID (mm)	Reinf Layers	OD (in)	OD (mm)	Approx Wt (lbs/ft)	Approx Wt (kg/m)	Min Bend Rad (in)	Min Bend Rad (mm)	Max WP (psi)	Max WP (bar)	Perm Cplg Rec *	Nom Std Pack Qty (ft)	Pkg Type
7280-632A	5/8	15.9	2	1.0	26.2	0.39	0.58	3	76	50	10	*	500	Reel
7280-752A	3/4	19.1	2	1.2	29.8	0.47	0.70	4	102	50	10	*	500	Reel
7280-1002A	1	25.4	2	1.5	36.9	0.64	0.95	5	127	50	10	*	500	Reel

Couplings: Bulk gasoline dispenser hose couplings are not sold separately by Parker.

WARNING: This product can expose you to chemicals including Carbon Black, which is known to the State of California to cause cancer. For more information go to www.p65warnings.ca.gov.


Tube: Black nitrile

Reinforcement: Multiple textile braids with dual wire helix

Cover: Black CPE; wrapped finish

Temp. Range: -40°F to +180°F (-40°C to +82°C)

Brand Method: White ink

Brand Example: PARKER SERIES 7280 FLEX-EVER™ 2000
GASOLINE HOSE  655N MH530 PN16
TRbF131T.2

Design Factor: 5:1

Industry Standards: UL330/ULC; NFPA 30A and UL30N4 (factory assemblies)

Applications:

- Biodiesel (to B20 in dedicated service), diesel, ethanol, gasoline, oil

- Gasoline dispensers and pumps

Vacuum: 29" Hg (737 mm Hg)

Compare to: ContiTech BC Gasoline; Gates Curb Pump 124HW

WARNINGS!


- ▶ Couplings attached with bands or clamps may reduce the working pressure of the hose assembly to less than the maximum rated working pressure of the hose. Refer to the NAHAD Industrial Hose Assembly Guidelines.
- ▶ Do not use Parker gasoline dispenser hose for aircraft fueling applications. Use only API/NFPA qualified hose for aircraft fueling applications.

FLEX-EVER™ Barrier Gasoline Dispenser Hose

Series 7282
















Series 7282 hardwall construction incorporates a barrier layer for permeation resistance, a dual wire helix that reduces meter creep and provides full suction capability, kink resistance and a path to conduct a static electrical charge to ground. The cover is resistant to abrasion, cuts, oil and ozone, and will not mar the finish of a vehicle.

- NOTES:**
- The  symbol in the brand/layline signifies the hose as a “UL Recognized Component” for UL gasoline dispenser hose assemblies.
 - Not UL listed for E85 service.
 - Refer to the Refined Fuel/Hose Compatibility Table in the Media Compatibility section.
 - Refer to the Safety and Technical Information section of this catalog for safety, handling and use information.


Crimp Specifications

For currently qualified crimp specifications including coupling designation, refer to CrimpSource at www.parker.com/crimpsource.

# Part Number	 ID (in)	 ID (mm)	 Reinf Layers	 OD (in)	 OD (mm)	 Approx Wt (lbs/ft)	 Approx Wt (kg/m)	 Min Bend Rad (in)	 Min Bend Rad (mm)	 Max WP (psi)	 Max WP (bar)	 Nom Std Pack Qty (ft)	 Pkg Type
7282-632	5/8	15.9	2	1.0	26.2	0.37	0.55	3	76	150	10	500	Reel
7282-752	3/4	19.1	2	1.27	29.8	0.44	0.66	4	102	150	10	500	Reel
7282-1002	1	25.4	2	1.5	36.9	0.59	0.88	5	127	150	10	500	Reel

Couplings: Bulk gasoline dispenser hose couplings are not sold separately by Parker.

⚠ WARNING: This product can expose you to chemicals including Carbon Black, which is known to the State of California to cause cancer. For more information go to www.p65warnings.ca.gov.

Tube: Black nitrile with THV barrier
Reinforcement: Multiple textile braids with dual wire helix
Cover: Black CPE; wrapped finish
Temp. Range: -40°F to +180°F (-40°C to +82°C)
Brand Method: White text on orange stripe
Brand Example: PARKER SERIES 7282 FLEX-EVER™
 ECO LOW PERM HARDWALL GASOLINE
 DISPENSING HOSE  MH530
Design Factor: 4:1

Industry Standards: CARB CP-206; UL330/ULC; NFPA 30A (factory assemblies)

Applications:

- Biodiesel (to B20 in dedicated service), diesel, ethanol, gasoline, oil
- Gasoline dispensers and pumps

Vacuum: 29" Hg (737 mm Hg)

Compare to: ContiTech Flexsteel Futura Low Perm

⚠ WARNINGS!


- ▶ Couplings attached with bands or clamps may reduce the working pressure of the hose assembly to less than the maximum rated working pressure of the hose. Refer to the NAHAD Industrial Hose Assembly Guidelines.
- ▶ Do not use Parker gasoline dispenser hose for aircraft fueling applications. Use only API/NFPA qualified hose for aircraft fueling applications.

SUPER-FLEX® 2000 Semi-Hardwall Gasoline Dispenser Hose

















Series 7124

Series 7124 construction provides superior strength, crush-resistant durability, kink resistance and a path to conduct a static electrical charge to ground. The cover is resistant to abrasion, cuts, oil and ozone, and will not mar the finish of a vehicle.


- NOTES:**
- The  symbol in the brand/layline signifies the hose as a “UL Recognized Component” for UL gasoline dispenser hose assemblies.
 - Not UL listed for E85 service.
 - Refer to the Refined Fuel/Hose Compatibility Table in the Media Compatibility section.
 - Refer to the Safety and Technical Information section of this catalog for safety, handling and use information.

Crimp Specifications
For currently qualified crimp specifications including coupling designation, refer to CrimpSource at www.parker.com/crimpsource.

# Part Number	 ID (in)	 ID (mm)	 Reinf Layers	 OD (in)	 OD (mm)	 Approx Wt (lbs/ft)	 Approx Wt (kg/m)	 Min Bend Rad (in)	 Min Bend Rad (mm)	 Max WP (psi)	 Max WP (bar)	 Perm Cplg Rec *	 Nom Std Pack Qty (ft)	 Pkg Type
7124-631A	5/8	15.9	1	1.0	24.6	0.35	0.52	3	76	50	10	*	500	Reel
7124-751A	3/4	19.1	1	1.1	28.2	0.42	0.63	4	102	50	10	*	500	Reel
7124-1001A	1	25.4	1	1.3	34.0	0.50	0.75	5	127	50	10	*	500	Reel

Couplings: Bulk gasoline dispenser hose couplings are not sold separately by Parker.

WARNING: This product can expose you to chemicals including Carbon Black, which is known to the State of California to cause cancer. For more information go to www.p65warnings.ca.gov.

Tube: Black nitrile
Reinforcement: One wire braid
Cover: Black CPE; wrapped finish
Temp. Range: -40°F to +180°F (-40°C to +82°C)
Brand Method: White ink
Brand Example: PARKER SERIES 7124 SUPER-FLEX®
 2000 GASOLINE HOSE
 655N MH530
Design Factor: 5:1

Industry Standards: UL330/ULC; NFPA 30A and UL30N4 (factory assemblies)

Applications:

- Biodiesel (to B20 in dedicated service), diesel, ethanol, gasoline, oil
- Gasoline dispensers and pumps

Vacuum: Not recommended

Compare to: ContiTech Flexsteel Hardwall; Thermoid Pumpflex II Hardwall

WARNINGS!

- ▶ Couplings attached with bands or clamps may reduce the working pressure of the hose assembly to less than the maximum rated working pressure of the hose. Refer to the NAHAD Industrial Hose Assembly Guidelines.
- ▶ Do not use Parker gasoline dispenser hose for aircraft fueling applications. Use only API/NFPA qualified hose for aircraft fueling applications.


SOFT-FLEX™ 2000

Softwall Gasoline Dispenser Hose

Series 7114















Series 7114 softwall construction incorporates multiple textile plies of reinforcement for flexibility and kink resistance, and a static wire as a path to conduct a static electrical charge to ground. The cover is resistant to abrasion, cuts, oil and ozone, and will not mar the finish of a vehicle.

- NOTES:**
- The  symbol in the brand/layline signifies the hose as a “UL Recognized Component” for UL gasoline dispenser hose assemblies.
 - Not UL listed for E85 service.
 - Refer to the Refined Fuel/Hose Compatibility Table in the Media Compatibility section.
 - Refer to the Safety and Technical Information section of this catalog for safety, handling and use information.

Crimp Specifications

For currently qualified crimp specifications including coupling designation, refer to CrimpSource at www.parker.com/crimpsource.

#														
Part Number	ID (in)	ID (mm)	Reinf Layers	OD (in)	OD (mm)	Approx Wt (lbs/ft)	Approx Wt (kg/m)	Min Bend Rad (in)	Min Bend Rad (mm)	Max WP (psi)	Max WP (bar)	Perm Cplg Rec *	Nom Std Pack Qty (ft)	Pkg Type
7114-63154A	5/8	15.9	4	1.0	24.4	0.27	0.40	5	127	50	10	*	475	Reel
7114-75154A	3/4	19.1	4	1.1	27.9	0.34	0.51	6	152	50	10	*	350	Reel
7114-100154A	1	25.4	4	1.4	35.3	0.47	0.70	8	203	50	10	*	250	Reel

Couplings: Bulk gasoline dispenser hose couplings are not sold separately by Parker.

WARNING: This product can expose you to chemicals including Carbon Black, which is known to the State of California to cause cancer, and DBP, which is known to the State of California to cause birth defects or other reproductive harm. For more information go to www.p65warnings.ca.gov.


Tube: Black nitrile

Reinforcement: Multiple textile plies with static wire

Cover: Black CPE; smooth finish

Temp. Range: -40°F to +180°F (-40°C to +82°C)

Brand Method: White ink

Brand Example: PARKER SERIES 7114 SOFT-FLEX™ 2000
GASOLINE HOSE 4SP
 655N MH530

Design Factor: 5:1

Industry Standards: UL330/ULC; NFPA 30A and UL30N4 (factory assemblies)

Applications:

- Biodiesel (to B20 in dedicated service), diesel, ethanol, gasoline, oil
- Gasoline dispensers and pumps

Vacuum: Not recommended

Compare to: ContiTech Pacer; Thermoid Pumpflex I Softwall

WARNINGS!

- ▶ Couplings attached with bands or clamps may reduce the working pressure of the hose assembly to less than the maximum rated working pressure of the hose. Refer to the NAHAD Industrial Hose Assembly Guidelines.
- ▶ Do not use Parker gasoline dispenser hose for aircraft fueling applications. Use only API/NFPA qualified hose for aircraft fueling applications.

Farm Pump / Gravity Tank Fuel Hose Static Wire Not UL Listed Series 7175



Series 7175 softwall construction incorporates multiple textile plies of reinforcement for flexibility and a static wire as a path to conduct a static electrical charge to ground. The cover is resistant to abrasion, oil and ozone.

- NOTES:**
- Refer to the Refined Fuel/Hose Compatibility Table in the Media Compatibility section.
 - Refer to the Safety and Technical Information section of this catalog for safety, handling and use information.

Crimp Specifications
For currently qualified crimp specifications including coupling designation, refer to CrimpSource at www.parker.com/crimpsource.

# Part Number	ID (in)	ID (mm)	Reinf Layers	OD (in)	OD (mm)	Approx Wt (lbs/ft)	Approx Wt (kg/m)	Min Bend Rad (in)	Min Bend Rad (mm)	Max WP (psi)	Max WP (bar)	Perm Cplg Rec *	Nom Std Pack Qty (ft)	Pkg Type
7175-75052	3/4	19.1	2	1.1	28.2	0.35	0.52	5	127	50	3	*	400	Reel
7175-100052	1	25.4	2	1.4	35.3	0.48	0.72	8	203	50	3	*	300	Reel

Couplings: Bulk farm pump hose couplings are not sold separately by Parker.

⚠ WARNING: This product can expose you to chemicals including DEHP, which is known to the State of California to cause cancer and birth defects or other reproductive harm. For more information go to www.p65warnings.ca.gov.

Tube: Black nitrile

Reinforcement: Multiple textile plies with static wire

Cover: Black chloroprene; smooth finish

Temp. Range: -40°F to +180°F (-40°C to +82°C)

Brand Method: White ink

Brand Example: PARKER SERIES 7175 FARM PUMP
HOSE W/STATIC WIRE (ID) XX PSI MAX
WP

Design Factor: 4:1

Industry Standards: None applicable

Applications:

- Biodiesel (to B20 in dedicated service), diesel, ethanol, gasoline, oil
- Gravity tanks, hand pumps, powered pumps
- Agriculture

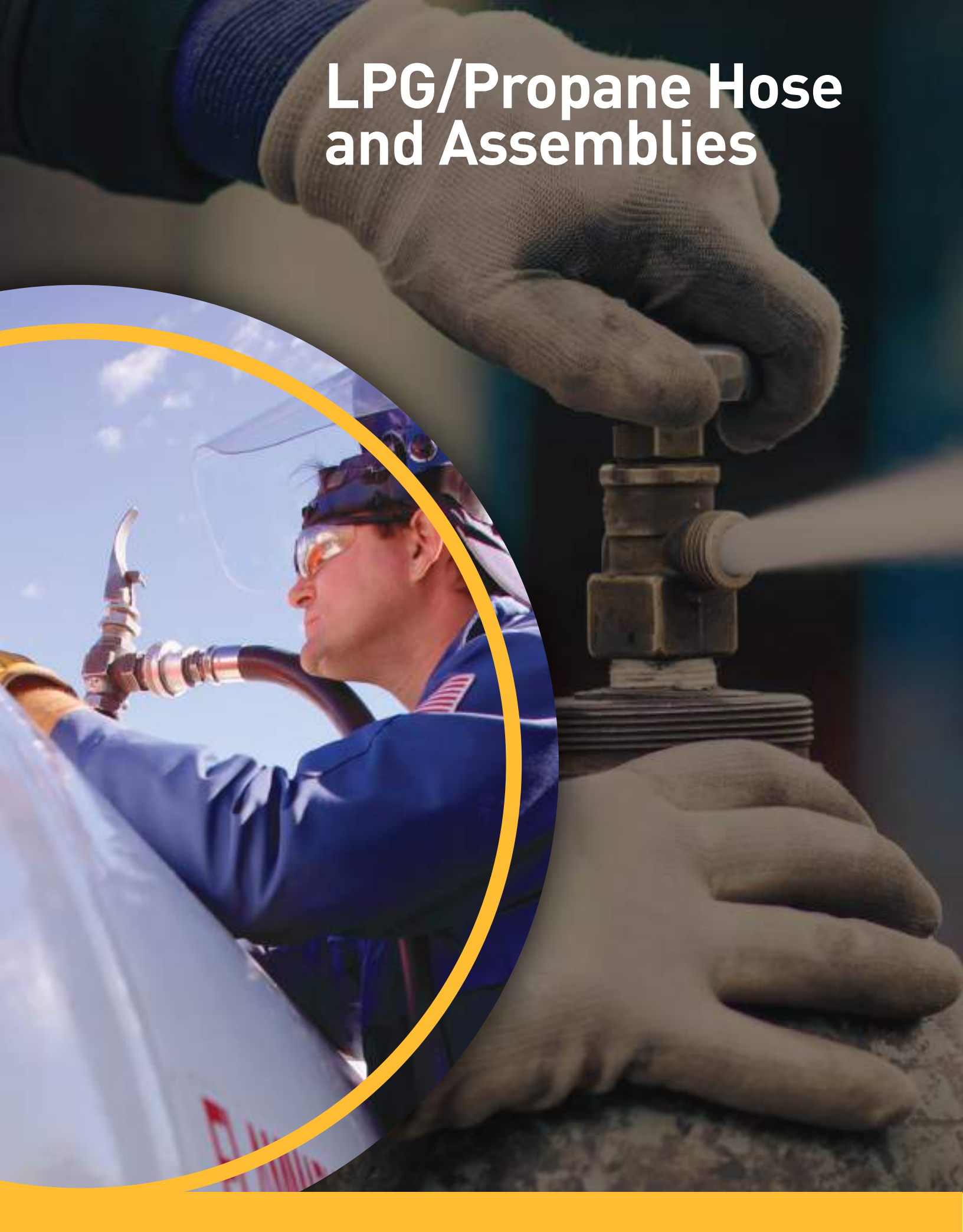
Vacuum: Not recommended

Compare to: Thermoid Premier Farm Tank

⚠ WARNINGS!

- ▶ Couplings attached with bands or clamps may reduce the working pressure of the hose assembly to less than the maximum rated working pressure of the hose. Refer to the NAHAD Industrial Hose Assembly Guidelines.
- ▶ Do not use Parker farm pump hose for aircraft fueling or service station applications. Use only API/NFPA qualified hose for aircraft fueling applications. Use only UL330 listed hose for service station applications.

LPG/Propane Hose and Assemblies



LP Gas Hose

Series 7132



Series 7132 is a flexible, lightweight liquefied petroleum gas (LPG)/propane delivery and transfer hose. The hose meets all Underwriters Laboratories (UL21) and Canadian Standards Association (CSA Type I) requirements. The construction incorporates multiple textile plies of reinforcement for flexibility and kink resistance. The perforated cover is resistant to mild chemicals, oil and ozone.

NOTE: Refer to the Safety and Technical Information section of this catalog for safety, handling and use information.

Series 7132 and DOT: LPG hose assemblies installed on on-road vehicles must meet Department of Transportation (DOT) requirements. Factory assemblies (3/4" and larger) are pressure tested, one of the fittings is etched with a unique DOT certification number, and a document incorporating the identical certification number accompanies each assembly. Metal DOT identification bands are also available/attached for an additional charge at customer request.

Series 7132 and Natural Gas: Series 7132 may be used for natural gas service, but ONLY under ALL of the following conditions:

- 1) The application must be in a well-ventilated environment: Outdoors, or indoors with significant continuous air movement.
- 2) Series 7132 is not to replace fixed/rigid pipe where that material is more appropriate due to reduced permeation and overall strength and durability. Use rigid pipe, non-permeable tubing or hose with barrier constructions to convey natural gas whenever possible.

Series 7132 and Compressed Natural Gas (CNG): Series 7132 is not for use in any CNG application, including fuel dispensing, on-board vehicle fuel lines, or fuel transfer.

Series 7132 and Anhydrous Ammonia (NH₃): Series 7132 is not for use with anhydrous ammonia.

Tube: Black nitrile

Reinforcement: Multiple textile plies

Cover: Black chloroprene; perforated smooth finish

Temp. Range: -40°F to +180°F (-40°C to +82°C) (The hose construction is capable of this rating, but LP Gas should NEVER be conveyed over 140°F/60°C)

Brand Method: Impression

Brand Example: PARKER SERIES 7132 (ID) CSA® 8.1 TYPE I CAUTION - LP GAS HOSE MH6737 C UFI® US ISSUE NO. XXXXX 350 PSI MAX WP

Design Factor: 5:1

Industry Standards: UL21; CSA 8.1 Type I; optional DOT factory hose assembly testing and marking also available for sizes smaller than 3/4". Contact Parker.

Applications:

- LP gas/propane
- Cookers, grills, heaters, weed burners; delivery, transfer
- Agriculture, commercial and residential heating, construction, general industrial

Vacuum: Not recommended

Compare to: Boston Blackline (LPG); Gates LP350; Thermoid Type 75

(Continued on the following page)

⚠ WARNING: This product can expose you to chemicals including 1,3-Butadiene, which is known to the State of California to cause cancer and birth defects or other reproductive harm. For more information go to www.p65warnings.ca.gov.

⚠ WARNINGS!

- ▶ Use only with couplings qualified by Parker. Do not use with male swivel couplings or other couplings containing o-rings, which may dry out, crack and fail over time.
- ▶ When using this product in a mobile application such as delivery or service vehicles, the inspection procedures detailed in DOT regulation 49CFR 180.416 must be strictly adhered to.

Series 7132 – LP Gas Hose (Continued)

Crimp Specifications

For currently qualified crimp specifications including coupling designation, refer to CrimpSource at www.parker.com/crimpsource.

# Part Number	 ID (in)	 ID (mm)	 Reinf Layers	 OD (in)	 OD (mm)	 Approx Wt (lbs/ft)	 Approx Wt (kg/m)	 Min Bend Rad (in)	 Min Bend Rad (mm)	 Max WP (psi)	 Max WP (bar)	 Perm Cplg Rec *	 Nom Std Pack Qty (ft)	 Pkg Type
7132-25354	1/4	6.4	4	0.6	15.5	0.15	0.22	3	64	350	24	*	750	Reel
7132-25354E													350	Reel
7132-38354	3/8	9.5	4	0.8	19.1	0.22	0.33	4	89	350	24	HY	600	Reel
7132-38354E													300	Reel
7132-50354	1/2	12.7	4	0.9	23.8	0.32	0.48	5	114	350	24	*	500	Reel
7132-75354													350	Reel
7132-75354100	3/4	19.1	4	1.3	31.8	0.50	0.75	7	165	350	24	HY	2 x 100	Carton
7132-75354150													1 x 150	Carton
7132-75354200													1 x 200	Carton
7132-100354													300	Reel
7132-100354100	1	25.4	4	1.5	38.1	0.63	0.94	8	191	350	24	*	100	Carton
7132-100354150													1 x 150	Carton
7132-100354200													200	Reel

NOTE: "E" reel part numbers are UPS-able.

WARNING: This product can expose you to chemicals including 1,3-Butadiene, which is known to the State of California to cause cancer and birth defects or other reproductive harm. For more information go to www.p65warnings.ca.gov.

X-TREME™ Low Temperature LP Gas Hose

Series 7132XTC



Series 7132XTC is a flexible, lightweight, low temperature liquefied petroleum gas (LPG)/propane delivery and transfer hose. The hose meets all Underwriters Laboratories (UL21) and Canadian Standards Association (CSA Type I) requirements. The construction stays flexible to -65°F (-53°C) and incorporates multiple textile plies of reinforcement for flexibility and kink resistance. The perforated cover is resistant to mild chemicals, oil and ozone.

NOTE: Refer to the Safety and Technical Information section of this catalog for safety, handling and use information.

Series 7132XTC and DOT: LPG hose assemblies installed on on-road vehicles must meet Department of Transportation (DOT) requirements. Factory assemblies (3/4" and larger) are pressure tested, one of the fittings is etched with a unique DOT certification number, and a document incorporating the identical certification number accompanies each shipment. Metal DOT identification bands are also attached at an additional charge per customer request.

Series 7132XTC and Natural Gas: Series 7132XTC may be used for natural gas service, but ONLY under ALL of the following conditions:

- 1) The application must be in a well-ventilated environment: Outdoors, or indoors with significant continuous air movement.
- 2) Series 7132XTC is not to replace fixed/rigid pipe where that material is more appropriate due to reduced permeation and overall strength and durability. Use rigid pipe, non-permeable tubing or hose with barrier constructions to convey natural gas whenever possible.

Series 7132XTC and Compressed Natural Gas (CNG): Series 7132XTC is not for use in any CNG application, including fuel dispensing, on-board vehicle fuel lines, or fuel transfer.

Series 7132XTC and Anhydrous Ammonia (NH₃): Series 7132XTC is not for use with anhydrous ammonia.

Tube: Black nitrile

Reinforcement: Multiple textile plies

Cover: Black chloroprene; perforated smooth finish

Temp. Range: -65°F to +180°F (-53°C to +82°C) (The hose construction is capable of this rating, but LP Gas should NEVER be conveyed over 140°F/60°C)

Brand Method: Impression

Brand Example: PARKER SERIES 7132XTC X-TREME CSA 8.1 TYPE I CAUTION - LP GAS HOSE (-65°F) MH6737 C U[®] US ISSUE NO. XXXXX 350 PSI MAX WP

Design Factor: 5:1

Industry Standards: UL21; CSA 8.1 Type I; optional DOT factory hose assembly testing and marking also available for sizes smaller than 3/4". Contact Parker.

Applications:

- LP gas/propane
- Low temperature delivery, transfer
- Agriculture, commercial and residential heating, construction, general industrial

Vacuum: Not recommended

Compare to: Thermoid Polarflex

(Continued on the following page)

WARNING: This product can expose you to chemicals including 1,3-Butadiene, which is known to the State of California to cause cancer and birth defects or other reproductive harm. For more information go to www.p65warnings.ca.gov.















⚠ WARNINGS!

- ▶ Use only with couplings qualified by Parker. Do not use with male swivel couplings or other couplings containing o-rings, which may dry out, crack and fail over time.
- ▶ When using this product in a mobile application such as delivery or service vehicles, the inspection procedures detailed in DOT regulation 49CFR 180.416 must be strictly adhered to.

Series 7132XTC – X-TREME™ Low Temperature LP Gas Hose (Continued)

Crimp Specifications

For currently qualified crimp specifications including coupling designation, refer to CrimpSource at www.parker.com/crimpsource.

# Part Number	 ID (in)	 ID (mm)	 Reinf Layers	 OD (in)	 OD (mm)	 Approx Wt (lbs/ft)	 Approx Wt (kg/m)	 Min Bend Rad (in)	 Min Bend Rad (mm)	 Max WP (psi)	 Max WP (bar)	 Perm Cplg Rec *	 Nom Std Pack Qty (ft)	 Pkg Type
7132XTC-1000125	1	25.4	4	1.5	38.1	0.63	0.94	8	191	350	24	*	1 x 125	Carton
7132XTC-1000150	1	25.4	4	1.5	38.1	0.63	0.94	8	191	350	24	*	1 x 150	Carton

⚠ WARNING: This product can expose you to chemicals including 1,3-Butadiene, which is known to the State of California to cause cancer and birth defects or other reproductive harm. For more information go to www.p65warnings.ca.gov.

LP Gas Hose

Series 7232



Series 7232 is a large diameter, flexible liquefied petroleum gas (LPG)/propane transfer hose for large volume bulk loading/unloading and vibration-resistant onboard vehicle connections. The hose meets all Underwriters Laboratories (UL21) and Canadian Standards Association (CSA Type I) requirements. The construction incorporates multiple braids or plies of textile reinforcement for kink resistance and superior coupling retention. The perforated cover is resistant to mild chemicals, oil and ozone.

NOTE: Refer to the Safety and Technical Information section of this catalog for safety, handling and use information.

Series 7232 and DOT: LPG hose assemblies installed on on-road vehicles must meet Department of Transportation (DOT) requirements. Factory assemblies (all sizes) are pressure tested, one of the fittings is etched with a unique DOT certification number, and a document incorporating the identical certification number accompanies each assembly. Metal DOT identification bands are also available/attached for an additional charge at customer request.

Series 7232 and Natural Gas: Series 7232 may be used for natural gas service, but ONLY under ALL of the following conditions:

- 1) The application must be in a well-ventilated environment: Outdoors, or indoors with significant continuous air movement.
- 2) Series 7232 is not to replace fixed/rigid pipe where that material is more appropriate due to reduced permeation and overall strength and durability. Use rigid pipe, non-permeable tubing or hose with barrier constructions to convey natural gas whenever possible.

Series 7232 and Compressed Natural Gas (CNG): Series 7232 is not to be used for any CNG application, including fuel dispensing, on-board vehicle fuel lines, or fuel transfer.

Series 7232 and Anhydrous Ammonia (NH₃): Series 7232 is not for use with anhydrous ammonia.

Tube: Black nitrile

Reinforcement: Multiple textile braids

Cover: Black chloroprene; perforated wrapped finish

Temp. Range: -40°F to +180°F (-40°C to +82°C) (The hose construction is capable of this rating, but LP Gas should NEVER be conveyed over 140°F/60°C)

Brand Method: Side one: Embossed

Side two: Black text on yellow stripe

Brand Example: Side one (Embossed): PARKER SERIES 7232 CSA 8.1 TYPE I CAUTION - LP GAS HOSE MH6737 C U[®] US ISSUE NO. XXXX 350 PSI MAX WP
Side two (Stripe): PARKER LP GAS HOSE

Design Factor: 5:1

Industry Standards: UL21; CSA 8.1 Type I; optional DOT factory hose assembly testing and marking also available. Contact Parker.

Applications:

- LP gas/propane
- Bulk loading/unloading, in-plant tank transfer, transport
- Agriculture, commercial and residential heating, construction, general industrial

Vacuum: Not recommended

Compare to: Boston Blackline (LPG); Gates LP350; Thermoid Type 65

(Continued on the following page)

⚠ WARNING: This product can expose you to chemicals including Carbon Black, which is known to the State of California to cause cancer. For more information go to www.p65warnings.ca.gov.















⚠ WARNINGS!

- ▶ Use only with couplings qualified by Parker. Do not use with male swivel couplings or other couplings containing o-rings, which may dry out, crack and fail over time.
- ▶ When using this product in a mobile application such as delivery or service vehicles, the inspection procedures detailed in DOT regulation 49CFR 180.416 must be strictly adhered to.

Series 7232 – LP Gas Hose (Continued)

Crimp Specifications

For currently qualified crimp specifications including coupling designation, refer to CrimpSource at www.parker.com/crimpsource.

# Part Number	 ID (in)	 ID (mm)	 Reinf Layers	 OD (in)	 OD (mm)	 Approx Wt (lbs/ft)	 Approx Wt (kg/m)	 Min Bend Rad (in)	 Min Bend Rad (mm)	 Max WP (psi)	 Max WP (bar)	 Perm Cplg Rec *	 Nom Std Pack Qty (ft)	 Pkg Type
7232-1252	1-1/4	31.8	2	1.8	46.1	0.85	1.27	12	305	350	24	HY	300	Reel
7232-1252100												HY	100	Carton
7232-1503K	1-1/2	38.1	2	2.2	54.8	1.12	1.67	14	356	350	24	43	150	Carton
7232-2003K	2	50.8	4	2.8	69.9	1.90	2.83	16	406	350	24	LA	150	Carton

⚠ WARNING: This product can expose you to chemicals including Carbon Black, which is known to the State of California to cause cancer. For more information go to www.p65warnings.ca.gov.

LP Gas Hose

Static Wire

Series SS106



Series SS106 is a large diameter, heavy duty liquefied petroleum gas (LPG)/propane transfer hose for large volume bulk loading/unloading. The hose construction incorporates multiple plies of textile reinforcement for flexibility and kink resistance, and the perforated cover is resistant to abrasion, oil and ozone. The hose meets ISO 2928-1986 (E) requirements.

- NOTES:**
- Not for applications requiring Underwriters Laboratories (UL) or Canadian Gas Association (CGA) performance or listing.
 - Refer to the Safety and Technical Information section of this catalog for safety, handling and use information.

Series SS106 and Natural Gas: Series SS106 may be used for natural gas service, but ONLY under ALL of the following conditions:

- 1) The application must be in a well-ventilated environment: Outdoors, or indoors with significant continuous air movement.
- 2) Series SS106 is not to replace fixed/rigid pipe where that material is more appropriate due to reduced permeation and overall strength and durability. Use rigid pipe, non-permeable tubing or hose with barrier constructions to convey natural gas whenever possible.

Series SS106 and Compressed Natural Gas (CNG): Series SS106 is not to be used for any CNG application, including fuel dispensing, on-board vehicle fuel lines, or fuel transfer.

Series SS106 and Anhydrous Ammonia (NH₃): Series SS106 is not for use with anhydrous ammonia.

Crimp Specifications

For currently qualified crimp specifications including coupling designation, refer to CrimpSource at www.parker.com/crimpsource.

#												
Part Number	ID (in)	ID (mm)	Reinf Layers	OD (in)	OD (mm)	Approx Wt (lbs/ft)	Approx Wt (kg/m)	Max WP (psi)	Max WP (bar)	Perm Cplg Rec *	Nom Std Pack Qty (ft)	Pkg Type
SS106-3000	3	76.2	4	3.7	95.0	2.53	3.77	350	24	*	100	Coil

WARNING: This product can expose you to chemicals including DEHP, which is known to the State of California to cause cancer and birth defects or other reproductive harm. For more information go to www.p65warnings.ca.gov.

Tube: Black nitrile

Reinforcement: Multiple textile plies with static wire

Cover: Black nitrile; perforated wrapped finish

Temp. Range: -22°F to +158°F (-30°C to +70°C) (The hose construction is capable of this rating, but LP Gas should NEVER be conveyed over 140°F/60°C)

Brand Method: Embossed

Brand Example: PARKER SERIES SS106 (ID) LPG HOSE
ISO 2928-1986 (E) 20 BAR 350 PSI WP

Design Factor: 5:1

Industry Standards: ISO 2928-1986 (E)

Applications:

- LP gas/propane
- Bulk loading/unloading; in-plant tank transfer

Vacuum: Not recommended

WARNING! Use only with couplings qualified by Parker. Do not use with male swivel couplings or other couplings containing o-rings, which may dry out, crack and fail over time.

LP Gas Vapor Hose

Series 7122



Series 7122 is a flexible, lightweight, light duty hose connector for transfer of LP Gas vapor in space heaters for chicken brooders and other light applications. The hose construction incorporates multiple textile plies of reinforcement for flexibility and kink resistance. The perforated cover is resistant to mild chemicals, oil and ozone.

- NOTES:**
- Do not use to transfer liquid LP gas in gas grill or other applications requiring Underwriters Laboratories (UL) or Canadian Standards Association (CSA) performance or listing.
 - Refer to the Safety and Technical Information section of this catalog for safety, handling and use information.

Series 7122 and Natural Gas: Series 7122 may be used for natural gas service, but ONLY under ALL of the following conditions:

- 1) The application must be in a well-ventilated environment: Outdoors, or indoors with significant continuous air movement.
- 2) Series 7122 is not to replace fixed/rigid pipe where that material is more appropriate due to reduced permeation and overall strength and durability. Use rigid pipe, non-permeable tubing or hose with barrier constructions to convey natural gas whenever possible.

Crimp Specifications

For currently qualified crimp specifications including coupling designation, refer to CrimpSource at www.parker.com/crimpsource.

#	ID (in)	ID (mm)	Reinf Layers	OD (in)	OD (mm)	Approx Wt (lbs/ft)	Approx Wt (kg/m)	Min Bend Rad (in)	Min Bend Rad (mm)	Max WP (psi)	Max WP (bar)	Perm Cplg Rec *	Nom Std Pack Qty (ft)	Pkg Type
7122-38200	3/8	9.5	2	0.7	16.7	0.15	0.22	4	97	125	9	HY	700	Reel

WARNING: This product can expose you to chemicals including DEHP, which is known to the State of California to cause cancer and birth defects or other reproductive harm. For more information go to www.p65warnings.ca.gov.

Tube: Black nitrile

Reinforcement: Multiple textile plies

Cover: Red chloroprene; perforated smooth finish

Temp. Range: -20°F to +160°F (-29°C to +71°C) (The hose construction is capable of this rating, but LP Gas should NEVER be conveyed over 140°F/60°C)

Brand Method: Black ink

Brand Example: PARKER SERIES 7122 LPG VAPOR HOSE
125 PSI MAX WP

Design Factor: 4:1

Industry Standards: None applicable

Applications:

- LP gas – vapor ONLY
- Chicken brooders, space heaters
- Agriculture, light industrial

Vacuum: Not recommended

Compare to: Gates LPG Vapor

LP Gas Hose Stainless Steel Reinforced – Textile Cover



Series SS25UL/7243

Series SS25UL/7243 is a textile-covered, small diameter, extremely durable liquefied petroleum gas (LPG)/propane transfer hose in applications such as fuel line hose on forklifts and utility equipment. The hose meets all Underwriter Laboratories (UL21) requirements. The construction incorporates high tensile stainless steel braided reinforcement for superior strength, durability and kink resistance. The textile cover is resistant to abrasion, mild chemicals, and ozone. Series SS25UL/7243 is qualified with Parker crimp couplings and is compatible with Parker Series 20 field reattachable fittings.

NOTE: Refer to the Safety and Technical Information section of this catalog for safety, handling and use information.

Series SS25UL/7243 and Natural Gas: SS25UL/7243 may be used for natural gas service, but ONLY under ALL of the following conditions:

- 1) The application must be in a well-ventilated environment: Outdoors, or indoors with significant continuous air movement.
- 2) Series SS25UL/7243 is not to replace fixed/rigid pipe where that material is more appropriate due to reduced permeation and overall strength and durability. Use rigid pipe, non-permeable tubing or hose with barrier constructions to convey natural gas whenever possible.


Series SS25UL/7243 and Compressed Natural Gas (CNG): Series SS25UL/7243 is not to be used for any CNG application, including fuel dispensing, on-board vehicle fuel lines, or fuel transfer.

Crimp Specifications
For currently qualified crimp specifications including coupling designation, refer to CrimpSource at www.parker.com/crimpsource.

# Part Number	ID (in)	ID (mm)	Reinf Layers	OD (in)	OD (mm)	Approx Wt (lbs/ft)	Approx Wt (kg/m)	Min Bend Rad (in)	Min Bend Rad (mm)	Max WP (psi)	Max WP (bar)	Nom Std Pack Qty (ft)	Pkg Type
SS25UL/7243-251	1/4	6.4	1	0.6	14.8	0.13	0.19	2	43	350	24	500	Reel
SS25UL/7243-311	5/16	7.9	1	0.7	17.1	0.18	0.27	2	51	350	24	500	Reel
SS25UL/7243-401	13/32	10.3	1	0.8	19.5	0.21	0.31	2	58	350	24	500	Reel
SS25UL/7243-501	1/2	12.7	1	0.9	23.4	0.29	0.43	3	71	350	24	500	Reel

Reattachable Couplings: Parker Series 20.

WARNING: This product can expose you to chemicals including Carbon Black, which is known to the State of California to cause cancer. For more information go to www.p65warnings.ca.gov.

Tube: Black nitrile
Reinforcement: One stainless steel braid
Cover: Black chloroprene-impregnated textile braid
Temp. Range: -40°F to +180°F (-40°C to +82°C) (The hose construction is capable of this rating, but LP Gas should NEVER be conveyed over 140°F/60°C)
Brand Method: White ink with dashed spiral stripe
Brand Example: Side one: PARKER SERIES SS25UL/7243
 CAUTION LP GAS HOSE MH6737 C 
 ISSUE NO. XXXX 350 PSI MAX WP

Side Two: CAUTION FOR LP GAS USE ONLY
 1750 PSI MIN BURST
Design Factor: 5:1
Industry Standards: UL21
Applications:
 • LP gas/propane
 • Fork lifts
Vacuum: Not recommended
Compare to: Gates Stainless Steel LPG

WARNING! Use only with couplings qualified by Parker. Do not use with male swivel couplings or other couplings containing o-rings, which may dry out, crack and fail over time.

Material Handling Hose



MPW-1000® High Pressure Wire Braid Multipurpose Hose



Series 7204

Series 7204 hose construction incorporates a premium grade tube especially suited for high temperature materials. The high tensile wire braid reinforcement provides durability, kink resistance, high pressure capability and superior coupling retention, and the cover is resistant to heat, oil and weathering. The tube resists popcorning and oil-based detergents and rust inhibitors found in steam systems.

- NOTES:**
- Do not use in hot, dry air applications.
 - Do not use to dispense or transfer biodiesel, diesel fuel or gasoline in regulated service (API, NFPA, UL, ULC or any other agency approval or listing).
 - Do not use in vehicle engine applications.
 - Refer to the Refined Fuel/Hose Compatibility Table in the Media Compatibility section.

Crimp Specifications

For currently qualified crimp specifications including coupling designation, refer to CrimpSource at www.parker.com/crimpsource.

# Part Number	ID (in)	ID (mm)	Reinf Layers	OD (in)	OD (mm)	Approx Wt (lbs/ft)	Approx Wt (kg/m)	Min Bend Rad (in)	Min Bend Rad (mm)	Max WP (psi)	Max WP (bar)	Perm Cplg Rec *	Nom Std Pack Qty (ft)	Pkg Type
7204-751	3/4	19.1	1	1.2	30.1	0.52	0.77	10	254	1000	69	43	500	Reel
7204-1001	1	25.4	1	1.5	38.1	0.75	1.12	12	305	1000	69	43	500	Reel

WARNING: This product can expose you to chemicals including Carbon Black, which is known to the State of California to cause cancer. For more information go to www.p65warnings.ca.gov.

Tube: Black nitrile

Reinforcement: One wire braid

Cover: Black chloroprene; perforated wrapped finish

Temp. Range: Air: -20°F to +158°F (-29°C to +70°C)

Steam: -20°F to +368°F (-29°C to +187°C) saturated steam to 150 psi max WP

Other: -20°F to +300°F (-29°C to +149°C) / 350°F (177°C) intermittent

Brand Method: Embossed

Brand Example: PARKER SERIES 7204 - MPW XXX PSI MAX WP

Design Factor: 4:1 (10:1 steam @ 150 psi/10 bar)

Industry Standards: None applicable

Applications:

- Air, mild chemicals, oil, water; hot asphalt, glue, oil, tar and wax; steam; biodiesel (to B20 in dedicated and non-dedicated service), diesel, ethanol, gasoline
- High pressure washdown; cleaning containment vessels and manufacturing equipment; cleaning and heating processing equipment
- General industrial, manufacturing and processing plants, refineries

Vacuum: Not recommended

Compare to: Boston Hot Tar Pumping; ContiTech Pyroflex; Gates 319MB Gold Master

⚠️ WARNINGS!

- ▶ Failure to properly inspect, maintain, test and use steam hose assemblies may result in property damage, personal injury or death. Refer to ARPM publication IP-11-1, "Guide for Use, Testing and Inspection of Steam Hose."
- ▶ Water changes to hot water and phases of steam when subjected to heat and pressure. The greater the pressure, the higher the temperature required to achieve and maintain a steam phase. If steam escapes, dangerous quantities of heat may be released very suddenly. Exposure to hot water, low pressure steam and high pressure steam may cause severe scalding or fatal burns.
- ▶ Use only hoses designated for steam service for steam applications. Use ONLY Parker recommended hose/coupling combinations for steam applications. Refer to CrimpSource® at www.parker.com/crimpsource.
- ▶ Prior to use with detergents or rust inhibitors, refer to the chemical guide in this catalog or contact Parker.
- ▶ Drain steam hose after each use to reduce the possibility of hose popcorning while in service.
- ▶ Couplings attached with bands or clamps may reduce the working pressure of the hose assembly to less than the maximum rated working pressure of the hose. Refer to the NAHAD Industrial Hose Assembly Guidelines.

WILDCATTER®

Hot Tar Hose

Series SW387



Series SW387 is a suction and discharge hose for high temperature materials such as hot asphalt, glue, oil, tar and wax to 300°F continuous. The hose construction incorporates a dual wire helix that provides full suction capability, kink resistance and a path to conduct a static electrical charge to ground. The cover is resistant to abrasion, heat, oil and weathering.

NOTE: For other hot tar and asphalt hoses, refer to Series 7204.

The Wildcatter trade name indicates the product is designed and manufactured for premium service in oilfield applications. However, Wildcatter products may be used in other industries, markets and applications where the product meets the required performance criteria.

Crimp Specifications

For currently qualified crimp specifications including coupling designation, refer to CrimpSource at www.parker.com/crimpsource.

# Part Number	ID (in)	ID (mm)	Reinf Layers	OD (in)	OD (mm)	Approx Wt (lbs/ft)	Approx Wt (kg/m)	Min Bend Rad (in)	Min Bend Rad (mm)	Max WP (psi)	Max WP (bar)	Nom Std Pack Qty (ft)	Pkg Type
SW387-1500	1-1/2	38.1	2	2.1	54.0	0.98	1.46	6	152	150	10	100	Coil
SW387-2000	2	50.8	2	2.6	66.7	1.43	2.13	8	203	150	10	100	Coil
SW387-2500	2-1/2	63.5	2	3.4	85.7	1.84	2.74	10	254	150	10	100	Coil
SW387-3000	3	76.2	2	3.8	95.3	2.42	3.61	12	305	150	10	100	Coil
SW387-4000	4	101.6	2	4.8	122.2	3.60	5.36	18	457	150	10	100	Coil

WARNING: This product can expose you to chemicals including Carbon Black, which is known to the State of California to cause cancer. For more information go to www.p65warnings.ca.gov.

Tube: Black nitrile; ARPM Class A oil resistance

Reinforcement: Multiple textile plies with dual wire helix

Cover: Black nitrile; ARPM Class A oil resistance; wrapped finish

Temp. Range: -40°F to +300°F (-40°C to +177°C)

Brand Method: Black text on red stripe

Brand Example: PARKER **WILDCATTER** SW387 HOT TAR HOSE 150 PSI MAX WP

Design Factor: 4:1

Industry Standards: None applicable

Applications:

- Hot asphalt, glue, oil, tar
- In-plant and storage tank transfer
- Delivery, transport applicator trucks

Vacuum: 29" Hg (737 mm Hg)

Compare to: Boston Black Cat; ContiTech Pyroflex; Thermoid Transporter

WARNING! Do not use for continuous service at 350°F. Do not use above 350°F for any service or any duration. Using above the recommended service duration or temperature may lead to premature hose failure and property damage, personal injury or death.

High Pressure Jetting Hose













Series SS111



Series SS111 is a heavy duty jetting hose. The hose construction provides high pressure, high volume flow for cleanup and washdown applications, and the SBR cover is resistant to abrasion and weathering.

Crimp Specifications

For currently qualified crimp specifications including coupling designation, refer to CrimpSource at www.parker.com/crimpsource.

# Part Number	 ID (in)	 ID (mm)	 Reinf Layers	 OD (in)	 OD (mm)	 Approx Wt (lbs/ft)	 Approx Wt (kg/m)	 Max WP (psi)	 Max WP (bar)	 Perm Cplg Rec *	 Nom Std Pack Qty (ft)	 Pkg Type
SS111-2000	2	50.8	6	2.8	71.4	1.13	1.68	800	55	*	100	Coil
SS111-2500	2-1/2	63.5	6	3.3	84.2	1.37	2.04	800	55	*	100	Coil
SS111-3000	3	76.2	6	3.8	96.8	2.42	3.61	800	55	*	100	Coil
SS111-4000	4	101.6	6	4.8	122.2	3.10	4.62	800	55	*	100	Coil
SS111-5000	5	127.0	6	5.8	147.6	3.77	5.62	500	35	*	100	Coil
SS111-6000	6	152.4	8	7.0	177.8	5.23	7.79	500	35	*	100	Coil

WARNING: This product can expose you to chemicals including Carbon Black, which is known to the State of California to cause cancer. For more information go to www.p65warnings.ca.gov.

Tube: Black SBR

Reinforcement: Multiple textile plies

Cover: Black SBR; wrapped finish

Temp. Range: -40°F to +180°F (-40°C to +82°C)

Brand Method: Black text on blue stripe

Brand Example: PARKER SERIES SS111 HIGH PRESSURE WATER JETTING XXX PSI WP

Design Factor: 4:1

Industry Standards: None applicable

Applications:

- Slurries, water
- Cable cover, cleaning, stripping, washdown
- Construction, general industrial, oilfield, shipyards

Vacuum: Not recommended

WARNING! Couplings attached with bands or clamps may reduce the working pressure of the hose assembly to less than the maximum rated working pressure of the hose. Refer to the NAHAD Industrial Hose Assembly Guidelines.

WILDCATTER®

Slim Hole Rotary Drill Hose

Series 7234



Series 7234 is a heavy duty, high pressure, versatile hose designed to handle cement solutions, mild chemicals, oil and water in oilfield applications such as rotary service on portable drilling units, reverse circulation systems, seismic equipment and workover rigs. The hose construction incorporates multiple plies of high tensile wire reinforcement that provide high pressure capability, crush resistance, durability, kink resistance and a path to conduct a static electrical charge to ground. The nitrile/PVC cover is resistant to abrasion, oil and weathering.

The Wildcatter trade name indicates the product is designed and manufactured for premium service in oilfield applications. However, Wildcatter products may be used in other industries, markets and applications where the product meets the required performance criteria.

Crimp Specifications

For currently qualified crimp specifications including coupling designation, refer to CrimpSource at www.parker.com/crimpsource.

#														
Part Number	ID (in)	ID (mm)	Reinf Layers	OD (in)	OD (mm)	Approx Wt (lbs/ft)	Approx Wt (kg/m)	Min Bend Rad (in)	Min Bend Rad (mm)	Max WP (psi)	Max WP (bar)	Perm Cplg Rec *	Nom Std Pack Qty (ft)	Pkg Type
7234-2002	2	50.8	4	2.6	65.9	2.75	4.10	13	318	3000	207	*	100	Coil

WARNING: This product can expose you to chemicals including Carbon Black, which is known to the State of California to cause cancer. For more information go to www.p65warnings.ca.gov.

Tube: Black synthetic rubber

Reinforcement: Multiple wire plies

Cover: Black synthetic rubber; wrapped finish

Temp. Range: (2" ID) -40°F to +200°F (-40°C to +93°C)
(3" ID) -40°F to +250°F (-40°C to +121°C)

Brand Method: Yellow text on blue stripe

Brand Example: PARKER **WILDCATTER** 7234 SLIM HOLE
ROTARY DRILL HOSE 3000 PSI MAX WP

Design Factor: (2" ID) 3.3:1
(3" ID) 2.5:1

Industry Standards: None applicable

Applications:

- Cement solutions, mild chemicals, oil, water
- Portable drilling units, workover rigs
- General industrial, oilfield

Vacuum: Not recommended

Compare to: Gates Powerbraid Plus Slim Rotary Hole

WARNING! Couplings attached with bands or clamps may reduce the working pressure of the hose assembly to less than the maximum rated working pressure of the hose. Refer to the NAHAD Industrial Hose Assembly Guidelines.

WILDCATTER®

Multipurpose Fracking Hose

Series 7331/7331XT

















Series 7331/7331XT is a high pressure oilfield stimulation/fracking suction & discharge hose designed to handle oil and refined fuels such as biodiesel (to B20 in dedicated service), diesel, ethanol and gasoline, as well as brine, mild chemicals, fracking fluids, drilling mud, petroleum waste, slurries and water. The heavy duty multipurpose hose construction provides an extended service life in multiple applications, and incorporates a wire helix that provides full suction capability, kink resistance, flexibility for ease of handling and a path to conduct a static electrical charge to ground. The cover is resistant to abrasion, oil and weathering.

The Wildcatter trade name indicates the product is designed and manufactured for premium service in oilfield applications. However, Wildcatter products may be used in other industries, markets and applications where the product meets the required performance criteria.

Crimp Specifications

For currently qualified crimp specifications including coupling designation, refer to CrimpSource at www.parker.com/crimpsource.

# Part Number	 ID (in)	 ID (mm)	 Reinf Layers	 OD (in)	 OD (mm)	 Approx Wt (lbs/ft)	 Approx Wt (kg/m)	 Min Bend Rad (in)	 Min Bend Rad (mm)	 Max WP (psi)	 Max WP (bar)	 Perm Cplg Rec *	 Nom Std Pack Qty (ft)	 Pkg Type
7331-2000	2	50.8	2	2.6	64.8	1.16	1.73	8	203	400	28	*	100	Coil
7331-3000	3	76.2	2	3.6	91.7	1.98	2.95	15	381	400	28	*	100	Coil
7331-4000	4	101.6	4	4.9	124.2	3.90	5.81	20	508	400	28	*	100	Coil
7331-6000	6	152.4	6	7.1	179.0	7.65	11.40	36	914	400	28	*	100	Coil
7331XT-6000	6	152.4	6	7.1	179.3	7.08	10.54	36	914	400	28	*	100	Coil

WARNING: This product can expose you to chemicals including Carbon Black, which is known to the State of California to cause cancer. For more information go to www.p65warnings.ca.gov.

Tube: Black nitrile; ARPM Class A oil resistance

Reinforcement: Multiple textile plies with one or multiple wire helices

Cover: 7331: Black nitrile blend; wrapped finish
7331XT: Black nitrile blend with sleek UHMWPE abrasion resistant finish

Temp. Range: -40°F to +200°F (-40°C to +93°C)

Brand Method: Blue text on yellow stripe

Brand Example: PARKER **WILDCATTER** (7331) (7331XT)
SUCTION HOSE 400 PSI

Design Factor: 4:1

Industry Standards: None applicable

Applications:

- Biodiesel (to B20 in dedicated service), diesel, ethanol, gasoline, oil
- Brine, mild chemicals, fracking fluids, drilling mud, petroleum waste, slurries, water
- General industrial, oilfield

Vacuum: 29" Hg (737 mm Hg)

WARNING! Do not use for continuous service at 350°F. Do not use above 350°F for any service or any duration. Using above the recommended service duration or temperature may lead to premature hose failure and property damage, personal injury or death.












Sand Blast Hose

Natural Rubber Tube

Series 7244



Series 7244 is designed to blast sand and other abrasive materials to clean, condition or strip cement, steel, stone and other materials in a variety of applications. The thick, static dissipating natural rubber tube provides abrasion resistance and a heavy wall provides kink resistance. The blended rubber cover is resistant to abrasion and weathering.

# Part Number	 ID (in)	 ID (mm)	 Reinf Layers	 OD (in)	 OD (mm)	 Approx Wt (lbs/ft)	 Approx Wt (kg/m)	 Max WP (psi)	 Max WP (bar)	 Nom Std Pack Qty (ft)	 Pkg Type
7244-500	1/2	12.7	2	1.1	26.7	0.33	0.49	300	21	50	Coil
7244-750	3/4	19.1	4	1.5	38.6	0.68	1.01	300	21	50	Coil
7244-1000	1	25.4	4	1.9	47.4	0.95	1.42	300	21	50	Coil
7244-1250	1-1/4	31.8	4	2.1	53.8	1.12	1.67	300	21	50	Coil
7244-1500	1-1/2	38.1	4	2.4	60.1	1.28	1.91	300	21	50	Coil
7244-2000	2	50.8	4	2.9	72.8	1.61	2.40	300	21	50	Coil

WARNING: This product can expose you to chemicals including Carbon Black, which is known to the State of California to cause cancer. For more information go to www.p65warnings.ca.gov.

Tube: Black natural rubber; static dissipating ; Abrasion resistance 60mm^3 per DIN 53516/ASTM 5963/ISO 4649

Reinforcement: Multiple textile plies

Cover: Black synthetic rubber blend

Temp. Range: -20°F to +160°F (-29°C to +71°C)

Brand Method: Embossed

Brand Example: PARKER SERIES 7244 SAND BLAST HOSE 300 PSI WP

Design Factor: 3:1

Industry Standards: ASME B30.27-2014

Applications:

- Abrasive materials, sand
- Clean, condition or strip cement, steel, stone and other materials
- Construction, general industrial, shipyards














Vacuum: Not recommended

Compare to: ContiTech Plicord Blast; Kuriyama Sand Blast; XF Blast

SUPER-FLEX® Corrugated Material Handling Hose Suction / Vacuum 3/16" Natural Rubber / SBR Blend Tube Series 7363



Series 7363 is a flexible suction and discharge hose for dry or wet abrasive materials in applications such as loading/unloading barges, hoppers and railcars, and debris evacuation. The static dissipating 3/16" natural rubber/SBR blend tube provides abrasion resistance, and the wire helix provides full suction capability and kink resistance. The corrugated natural rubber blend cover provides flexibility and is resistant to abrasion and weathering.

# Part Number	 ID (in)	 ID (mm)	 Reinf Layers	 OD (in)	 OD (mm)	 Approx Wt (lbs/ft)	 Approx Wt (kg/m)	 Min Bend Rad (in)	 Min Bend Rad (mm)	 Max WP (psi)	 Max WP (bar)	 Nom Std Pack Qty (ft)	 Pkg Type
7363-2000	2	50.8	3	2.7	69.6	1.53	2.28	6	152	100	7	100	Coil
7363-3000	3	76.2	3	3.8	96.6	2.35	3.50	9	229	100	7	100	Coil
7363-4000	4	101.6	3	4.8	123.1	3.26	4.86	12	305	100	7	100	Coil
7363-5000	5	127.0	3	5.9	150.6	4.64	6.91	15	381	100	7	100	Coil
7363-6000	6	152.4	3	6.9	176.2	5.60	8.34	18	457	100	7	100	Coil

WARNING: This product can expose you to chemicals including Carbon Black, which is known to the State of California to cause cancer. For more information go to www.p65warnings.ca.gov.

Tube: Black natural rubber/SBR blend; static dissipating

Reinforcement: Multiple textile plies with wire helix

Cover: Black natural rubber/SBR blend; corrugated wrapped finish

Temp. Range: -40°F to +160°F (-40°C to +71°C)

Brand Method: White text on black stripe

Brand Example: PARKER SERIES 7363 SUPER-FLEX®
ABRASIVE SUCTION AND DISCHARGE
100 PSI MAX WP

Design Factor: 3:1

Industry Standards: None applicable

Applications:

- Abrasive materials, debris, water
- Loading/unloading barges, hoppers and railcars
- Construction, general industrial, mining, sewer cleaning

Vacuum: 29" Hg (737 mm Hg)

Compare to: Boston Sabertooth; ContiTech Plicord HD Vacuum; Diversiflex; Gates 688SB

WARNING! Couplings attached with bands or clamps may reduce the working pressure of the hose assembly to less than the maximum rated working pressure of the hose. Refer to the NAHAD Industrial Hose Assembly Guidelines.

DAY-LITE®

Corrugated Material Handling Hose














Suction / Vacuum

Natural Rubber / SBR Blend Tube

Series 8341



Series 8341 is a flexible suction/vacuum and discharge hose for dry or wet abrasive materials such as debris evacuation by mobile vacuum trucks in sewer cleaning and similar applications. The static dissipating natural rubber/SBR blend tube provides abrasion resistance, and the wire helix provides full suction capability and kink resistance. The corrugated natural rubber/SBR cover provides flexibility and is resistant to abrasion and weathering.

# Part Number	 ID (in)	 ID (mm)	 Reinf Layers	 OD (in)	 OD (mm)	 Approx Wt (lbs/ft)	 Approx Wt (kg/m)	 Min Bend Rad (in)	 Min Bend Rad (mm)	 Max WP (psi)	 Max WP (bar)	 Nom Std Pack Qty (ft)	 Pkg Type
8341-1500	1-1/2	38.1	2	2.0	50.0	0.77	1.15	5	114	75	5	100	Coil
8341-2000	2	50.8	2	2.5	63.0	1.00	1.49	6	152	75	5	100	Coil
8341-3000	3	76.2	2	3.5	90.0	1.62	2.41	9	229	75	5	100	Coil
8341-4000	4	101.6	2	4.6	117.2	2.47	3.68	12	305	75	5	100	Coil
8341-6000	6	152.4	2	6.7	170.0	4.41	6.57	18	457	75	5	100	Coil
8341-8000	8	203.2	3	8.7	221.0	5.91	8.81	24	610	75	5	100	Coil

WARNING: This product can expose you to chemicals including Lead, which is known to the State of California to cause cancer and birth defects or other reproductive harm. For more information go to www.p65warnings.ca.gov.

Tube: Black natural rubber/SBR blend
Reinforcement: Multiple textile plies with wire helix
Cover: Black natural rubber/SBR; corrugated wrapped finish
Temp. Range: -40°F to +180°F (-40°C to +83°C)
Brand Method: Black text on green stripe
Brand Example: PARKER SERIES 8341 DAY-LITE®
 SUCTION AND DISCHARGE HOSE
Design Factor: 3:1

Industry Standards: None applicable
Applications:

- Abrasive materials, debris, water
- Construction, general industrial, sewer cleaning

Vacuum: 29" Hg (737 mm Hg)
Compare to: ContiTech Plicord Vacuum

WARNING! Couplings attached with bands or clamps may reduce the working pressure of the hose assembly to less than the maximum rated working pressure of the hose. Refer to the NAHAD Industrial Hose Assembly Guidelines.

DAY-LITE® Corrugated Material Handling Hose Suction/Vacuum Natural Rubber /SBR Blend Tube Series 8341HD



Parker's new Day-Lite 8341HD designed for use in daylighting to both excavate and remove soil allowing to safely expose utility lines and underground pipes. Daylighting construction applications include exposing buried lines and cables, potholing, and debris removal. DAY-LITE 8341HD offers an increased tube thickness of 3/16", full vacuum and 3:1 safety factor. The static dissipating natural rubber/SBR blend tube provides abrasion resistance, and wire helix provides full suction capability and kink resistance. The corrugated natural rubber/SBR cover provides flexibility and is resistant to abrasion and weathering.

# Part Number	# Size/ ID in	Hose O.D.		Weight		Min. Bend Radius		Max Working Pressure	Vacuum	Packaging
		in	mm	(lbs/ft)	(kg/m)	in	mm			
8341HD-8000-33	8	9.3	236	9.8	4.4	28	711	75	Full	33 ft. (1 piece, continuous, coiled)

WARNING: This product can expose you to chemicals including Lead, which is known to the State of California to cause cancer and birth defects or other reproductive harm. For more information go to www.p65warnings.ca.gov.

Tube: Black natural rubber/SBR blend
Reinforcement: Multiple textile plies with wire helix
Cover: Black natural rubber/SBR; corrugated wrapped finish
Temp. Range: -40°F to +180°F (-40°C to +83°C)
Brand Method: Black text on green stripe
Brand Example: PARKER SERIES 8341HD DAY-LITE®
 SUCTION AND DISCHARGE HOSE
Design Factor: 3:1

Industry Standards: None applicable
Applications:

- Abrasive materials, debris, water
- Construction, general industrial, sewer cleaning

Vacuum: 29" Hg (737 mm Hg)
Compare to: ContiTech Plicord Vacuum

WARNING! Couplings attached with bands or clamps may reduce the working pressure of the hose assembly to less than the maximum rated working pressure of the hose. Refer to the NAHAD Industrial Hose Assembly Guidelines.

WILDCATTER®

Material Handling Hose












1/8" SBR Tube

Series SS135



Series SS135 is a lightweight, low pressure discharge hose for dry abrasive materials such as cement and powders. The static dissipating 1/8" SBR tube provides abrasion resistance and the SBR cover is resistant to abrasion, cuts, scuffs and weathering.

The Wildcatter trade name indicates the product is designed and manufactured for premium service in oilfield applications. However, Wildcatter products may be used in other industries, markets and applications where the product meets the required performance criteria.

# Part Number	 ID (in)	 ID (mm)	 Reinf Layers	 OD (in)	 OD (mm)	 Approx Wt (lbs/ft)	 Approx Wt (kg/m)	 Max WP (psi)	 Max WP (bar)	 Nom Std Pack Qty (ft)	 Pkg Type
SS135-4000	4	101.6	2	4.5	114.3	1.49	2.22	65	5	100	Coil
SS135-4500	4-1/2	114.3	2	5.0	127.0	1.71	2.55	65	5	100	Coil
SS135-5000	5	127.0	2	5.5	139.7	1.90	2.83	65	5	100	Coil
SS135-6000	6	152.4	2	6.6	166.6	2.32	3.46	65	5	100	Coil

WARNING: This product can expose you to chemicals including Carbon Black, which is known to the State of California to cause cancer. For more information go to www.p65warnings.ca.gov.

Tube: 1/8" Black SBR; static dissipating

Reinforcement: Multiple textile plies

Cover: Black SBR; wrapped finish

Temp. Range: -40°F to +180°F (-40°C to +83°C)

Brand Method: Black text on white stripe

Brand Example: PARKER **WILDCATTER** SS135 DRY CEMENT DISCHARGE 65 PSI WP

Design Factor: 4:1

Industry Standards: None applicable

Applications:

- Abrasive materials, dry cement, lime, powders, silica
- Bulk transport trucks
- Construction, general industrial

Vacuum: Not recommended

Compare to: Boston Lynx HD; ContiTech Black Softwall; Gates Dry Cement Delivery; Thermoid Transporter

WARNING! Couplings attached with bands or clamps may reduce the working pressure of the hose assembly to less than the maximum rated working pressure of the hose. Refer to the NAHAD Industrial Hose Assembly Guidelines.

WILDCATTER®

Material Handling Hose












1/4" SBR Tube

Series SS247



Series SS247 is a flexible, heavy duty discharge hose for dry abrasive materials such as pebble lime and sand. The static dissipating 1/4" SBR tube provides abrasion resistance and the SBR cover is resistant to abrasion, cuts, scuffs and weathering.

The Wildcatter trade name indicates the product is designed and manufactured for premium service in oilfield applications. However, Wildcatter products may be used in other industries, markets and applications where the product meets the required performance criteria.

# Part Number	 ID (in)	 ID (mm)	 Reinf Layers	 OD (in)	 OD (mm)	 Approx Wt (lbs/ft)	 Approx Wt (kg/m)	 Max WP (psi)	 Max WP (bar)	 Nom Std Pack Qty (ft)	 Pkg Type
SS247-4000	4	101.6	2	4.8	120.7	2.49	3.71	75	5	100	Coil
SS247-4500	4-1/2	114.3	2	5.3	133.4	2.79	4.16	75	5	100	Coil
SS247-5000	5	127.0	2	5.8	146.1	3.11	4.63	75	5	100	Coil
SS247-6000	6	152.4	2	6.8	171.5	3.69	5.50	70	5	100	Coil
SS247-8000	8	203.2	2	8.8	222.3	4.88	7.27	60	4	100	Coil

WARNING: This product can expose you to chemicals including Carbon Black, which is known to the State of California to cause cancer. For more information go to www.p65warnings.ca.gov.

Tube: 1/4" Black SBR; static dissipating

Reinforcement: Multiple textile plies

Cover: Black SBR; wrapped finish

Temp. Range: -40°F to +180°F (-40°C to +83°C)

Brand Method: Black text on blue stripe

Brand Example: PARKER **WILDCATTER** SS247 HEAVY DUTY DRY CEMENT XXX PSI WP

Design Factor: 3:1

Industry Standards: None applicable

Applications:

- Dry abrasive materials, cement, pebble lime, powders, sand, silica
- In-plant transfer/loading, bulk transport trucks
- Construction, general industrial

Vacuum: Not recommended














Compare to: Boston Lynx HD; ContiTech Black Softwall; Gates Dry Cement Delivery; Thermoid Transporter

WARNING! Couplings attached with bands or clamps may reduce the working pressure of the hose assembly to less than the maximum rated working pressure of the hose. Refer to the NAHAD Industrial Hose Assembly Guidelines.

Sand Recovery Hose Suction / Vacuum 3/16" Natural Rubber Tube Series SW409



Series SW409 is a heavy duty suction and discharge hose for transfer and recovery of sand and severely abrasive materials. The static dissipating 3/16" natural rubber tube provides abrasion resistance, and the dual wire helix provides full suction capability and kink resistance. The SBR cover is resistant to abrasion, cuts, scuffs and weathering.

# Part Number	 ID (in)	 ID (mm)	 Reinf Layers	 OD (in)	 OD (mm)	 Approx Wt (lbs/ft)	 Approx Wt (kg/m)	 Min Bend Rad (in)	 Min Bend Rad (mm)	 Max WP (psi)	 Max WP (bar)	 Nom Std Pack Qty (ft)	 Pkg Type
SW409-2000	2	50.8	2	2.8	69.9	1.41	2.10	6	152	200	14	100	Coil
SW409-3000	3	76.2	2	3.8	95.3	2.42	3.61	12	305	175	12	100	Coil
SW409-4000	4	101.6	2	4.8	120.7	3.16	4.71	16	406	150	10	100	Coil
SW409-5000	5	127.0	2	5.8	147.6	4.25	6.33	20	508	100	7	100	Coil
SW409-6000	6	152.4	2	6.8	173.0	5.30	7.90	24	610	100	7	100	Coil

WARNING: This product can expose you to chemicals including Carbon Black, which is known to the State of California to cause cancer. For more information go to www.p65warnings.ca.gov.

Tube: 3/16" Black natural rubber; static dissipating

Reinforcement: Multiple textile plies with dual wire helix

Cover: Black SBR; wrapped finish

Temp. Range: -40°F to +150°F (-40°C to +66°C)

Brand Method: Black text on red stripe

Brand Example: PARKER SERIES SW409 SAND RECOVERY HOSE XXX PSI WP

Design Factor: 4:1

Industry Standards: None applicable


Applications:

- Abrasive materials, debris, sand
- Construction, general industrial, mining, sand clean-up/recovery

Vacuum: 29" Hg (737 mm Hg)

WARNING! Couplings attached with bands or clamps may reduce the working pressure of the hose assembly to less than the maximum rated working pressure of the hose. Refer to the NAHAD Industrial Hose Assembly Guidelines.

Oil Field Hose



WILDCATTER®

BS & W™ Corrugated Vacuum Hose

Series 7213E



Series 7213E is a flexible yet durable suction and discharge hose designed to handle brine, crude oil, mild chemicals, petroleum waste, sediments, sludge, slurries and water in harsh oilfield bottom sediment and waste pit recovery applications. The corrugated hose construction incorporates a wire helix that provides full suction capability, flexibility, kink resistance, and a path to conduct a static electrical charge to ground. The nitrile/SBR cover is resistant to abrasion, oil and weathering.

NOTES: • Do not use with refined oil or fuel.

- This hose is not intended to transfer undiluted solutions of diesel fuel, fuel oil, kerosene or petroleum distillates. However, it is suitable for transferring brine, crude oil, drilling mud, fracking fluids, fresh water, mild chemicals, salt water and slurries that may contain additives such as diesel fuel, fuel oil, kerosene or petroleum distillates that are used as corrosion or freeze inhibitors, or gelling agents.

The Wildcatter trade name indicates the product is designed and manufactured for premium service in oilfield applications. However, Wildcatter products may be used in other industries, markets and applications where the product meets the required performance criteria.

Crimp Specifications

For currently qualified crimp specifications including coupling designation, refer to CrimpSource at www.parker.com/crimpsource.

# Part Number	ID (in)	ID (mm)	Reinf Layers	OD (in)	OD (mm)	Approx Wt (lbs/ft)	Approx Wt (kg/m)	Min Bend Rad (in)	Min Bend Rad (mm)	Max WP (psi)	Max WP (bar)	Perm Cplg Rec *	Nom Std Pack Qty (ft)	Pkg Type
7213E-1500	1-1/2	38.1	2	2.0	50.2	0.86	1.28	4	102	150	10	*	100	Coil
7213E-2000	2	50.8	3	2.4	62.0	1.02	1.52	5	127	150	10	*	100	Coil
7213E-2500	2-1/2	63.5	3	3.0	75.0	1.29	1.92	6	158	150	10	*	100	Coil
7213E-3002	3	76.2	3	3.5	89.0	1.52	2.26	8	193	150	10	*	100	Coil
7213E-4002	4	101.6	3	4.6	116.0	2.49	3.71	12	305	150	10	*	100	Coil

WARNING: This product can expose you to chemicals including Carbon Black, which is known to the State of California to cause cancer. For more information go to www.p65warnings.ca.gov.

Tube: Black nitrile/SBR; ARPM Class A oil resistance

Reinforcement: Multiple textile plies with wire helix

Cover: Black nitrile/SBR corrugated wrapped finish; ARPM Class A oil resistance

Temp. Range: -22°F to +185°F (-30°C to +85°C)

Brand Method: White text on blue stripe

Brand Example: PARKER **WILDCATTER** 7213E BS&W OILFIELD SUCTION HOSE 150 PSI MAX WP

Industry Standards: None applicable

Applications:

- Brine, crude oil, mild chemicals, petroleum waste, sediments, sludge, slurries, water
- Oilfield waste recovery, general industrial

Vacuum: 29" Hg (737 mm Hg)

Compare to: ContiTech Flextra Oilfield; Jason Tupelo 4677; Kuriyama T601AA; Texcel Tex-Vac;

WARNING! Couplings attached with bands or clamps may reduce the working pressure of the hose assembly to less than the maximum rated working pressure of the hose. Refer to the NAHAD Industrial Hose Assembly Guidelines.

WILDCATTER®

Hot Oiler Hose

Series 7301



Series 7301 is a heavy duty, high pressure hose for hot oil at 275°F continuous/300°F intermittent (135°C/149°C). The hose construction incorporates multiple wire braids of reinforcement for crush resistance, durability, kink resistance and a path to conduct a static electrical charge to ground. The cover is resistant to abrasion, heat, oil and weathering.

The Wildcatter trade name indicates the product is designed and manufactured for premium service in oilfield applications. However, Wildcatter products may be used in other industries, markets and applications where the product meets the required performance criteria.

Crimp Specifications

For currently qualified crimp specifications including coupling designation, refer to CrimpSource at www.parker.com/crimpsource.

#														
Part Number	ID (in)	ID (mm)	Reinf Layers	OD (in)	OD (mm)	Approx Wt (lbs/ft)	Approx Wt (kg/m)	Min Bend Rad (in)	Min Bend Rad (mm)	Max WP (psi)	Max WP (bar)	Perm Cplg Rec *	Nom Std Pack Qty (ft)	Pkg Type
7301-1502150	1-1/2	38.1	2	2.1	53.3	1.70	2.53	13	330	2250	155	*	150	Coil

WARNING: This product can expose you to chemicals including Carbon Black, which is known to the State of California to cause cancer. For more information go to www.p65warnings.ca.gov.

Tube: Black chloroprene

Reinforcement: Multiple wire braids

Cover: Black chloroprene; perforated wrapped finish

Temp. Range: -40°F to +275°F/300°F (-40°C to +135°C/149°C)

Brand Method: Red text on black stripe

Brand Example: PARKER **WILDCATTER** 7301 HOT OILER HOSE (ID) 2250 PSI MAX WP TEMP RATING 275°F CONTINUOUS 300°F INTERMITTENT

Design Factor: 3:1

Industry Standards: None applicable

Applications:

- Hot asphalt, glue, tar, oil, wax
- In-plant transfer; delivery trucks
- Construction, general industrial, oilfield

Vacuum: Not recommended

WARNING! Couplings attached with bands or clamps may reduce the working pressure of the hose assembly to less than the maximum rated working pressure of the hose. Refer to the NAHAD Industrial Hose Assembly Guidelines.

WILDCATTER®

Multipurpose Fracking Hose

Series 7311N / 7311NXT



Series 7311N/7311NXT is a high pressure oilfield stimulation/fracking discharge hose designed to handle oil and refined fuels such as biodiesel (to B20 in dedicated service), diesel, ethanol and gasoline, as well as brine, mild chemicals, fracking fluids, drilling mud, petroleum waste, slurries and water. The heavy duty multipurpose hose construction helps to extend service life in multiple applications, and incorporates dual static wires that provide a path to conduct an electrical charge to ground. The cover is resistant to abrasion, oil and weathering.

Series 7311NXT features a layer of ultra high molecular weight polyethylene (UHMWPE) bonded to the cover for extreme abrasion resistance and service life.

The Wildcatter trade name indicates the product is designed and manufactured for premium service in oilfield applications. However, Wildcatter products may be used in other industries, markets and applications where the product meets the required performance criteria.

Crimp Specifications

For currently qualified crimp specifications including coupling designation, refer to CrimpSource at www.parker.com/crimpsource.

# Part Number	ID (in)	ID (mm)	Reinf Layers	OD (in)	OD (mm)	Approx Wt (lbs/ft)	Approx Wt (kg/m)	Max WP (psi)	Max WP (bar)	Perm Cplg Rec *	Nom Std Pack Qty (ft)	Pkg Type
7311N-1500	1-1/2	38.1	4	2.0	50.8	0.76	1.13	400	28	*	100	Coil
7311N-2000	2	50.8	4	2.6	66.0	1.16	1.73	400	28	*	100	Coil
7311N-3000	3	76.2	4	3.7	93	1.77	2.64	400	28	*	100	Coil
7311N-4000	4	101.6	4	4.8	121.2	2.61	3.89	400	28	*	100	Coil
7311N-6000	6	152.4	6	7.0	177.8	5.21	7.75	400	28	*	100	Coil
7311NXT-3000	3	76.2	4	3.7	94.7	1.94	2.89	400	28	*	100	Coil
7311NXT-4000	4	101.6	4	4.8	122.7	2.78	4.14	400	28	*	100	Coil

WARNING: This product can expose you to chemicals including Carbon Black, which is known to the State of California to cause cancer. For more information go to www.p65warnings.ca.gov.

Tube: Black nitrile; ARPM Class A oil resistance

Reinforcement: Multiple textile plies with dual static wires

Cover: 7311N: Black nitrile blend; wrapped finish
7311NXT: Black nitrile blend; sleek UHMWPE abrasion resistant finish

Temp. Range: -40°F to +200°F (-40°C to +93°C)

Brand Method: Black text on yellow stripe

Brand Example: PARKER **WILDCATTER** (7311N) (7311NXT)
DISCHARGE HOSE 400 PSI WP

Design Factor: 4:1

Industry Standards: None applicable

Applications:

- Refined fuels, oil
- Brine, mild chemicals, fracking fluids, drilling mud, petroleum waste, slurries, water
- General industrial, oilfield

Vacuum: Not recommended

WARNING! Couplings attached with bands or clamps may reduce the working pressure of the hose assembly to less than the maximum rated working pressure of the hose. Refer to the NAHAD Industrial Hose Assembly Guidelines.

Petroleum Transfer Hose



WILDCATTER® Tank Truck Hose

Series 7216E



Series 7216E is a lightweight suction and discharge hose designed to handle oil and refined fuels such as biodiesel (to B20 in dedicated service), diesel, ethanol and gasoline. The hose construction incorporates a wire helix that provides full suction capability, kink resistance, and a path to conduct a static electrical charge to ground. The cover is resistant to abrasion, oil and weathering.

NOTE: Refer to the Refined Fuel/Hose Compatibility Table in the Media Compatibility section.

The Wildcatter trade name indicates the product is designed and manufactured for premium service in oilfield applications. However Wildcatter products may be used in other industries, markets and applications where the product meets the required performance criteria.

Crimp Specifications

For currently qualified crimp specifications including coupling designation, refer to CrimpSource at www.parker.com/crimpsource.

#														
Part Number	ID (in)	ID (mm)	Reinf Layers	OD (in)	OD (mm)	Approx Wt (lbs/ft)	Approx Wt (kg/m)	Min Bend Rad (in)	Min Bend Rad (mm)	Max WP (psi)	Max WP (bar)	Perm Cplg Rec *	Nom Std Pack Qty (ft)	Pkg Type
7216E-1002	1	25.4	2	1.3	33.0	0.47	0.70	3	76	150	10	43	100	Coil
7216E-1252	1-1/4	38.1	2	1.7	42.4	0.65	0.97	4	102	150	10	43	100	Coil
7216E-1502	1-1/2	38.1	2	2.0	49.8	0.92	1.37	5	127	150	10	43	100	Coil
7216E-2002	2	50.8	2	2.5	63.8	1.10	1.64	6	152	150	10	43	100	Coil
7216E-2502	2-1/2	63.5	2	3.0	76.9	1.55	2.31	7	178	150	10	*	100	Coil
7216E-3002	3	76.2	2	3.7	93.0	2.08	3.10	8	203	150	10	*	100	Coil
7216E-4002	4	102.0	2	4.7	117.5	2.80	4.17	11	279	150	10	*	100	Coil

WARNING: This product can expose you to chemicals including DEHP, which is known to the State of California to cause cancer and birth defects or other reproductive harm. For more information go to www.p65warnings.ca.gov.

Tube: Black nitrile

Reinforcement: Multiple textile plies with dual wire helix

Cover: Black synthetic rubber; wrapped finish

Temp. Range: -35°F to +180°F (-37°C to +82°C)

Brand Method: Black text on orange stripe

Brand Example: PARKER **WILDCATTER** 7216E TANK TRUCK HOSE 150 PSI MAX WP

Industry Standards: None applicable

Applications:

- Biodiesel (to B20 in dedicated service), diesel, ethanol, gasoline, oil
- In-plant and storage tank transfer
- Delivery, transport

Vacuum: 29" Hg (737 mm Hg)

Compare to: Boston Puma; ContiTech Plicord Flexwing Petroleum; Gates Longhorn; Kuriyama T605AA

⚠️ WARNINGS!

- ▶ Couplings attached with bands or clamps may reduce the working pressure of the hose assembly to less than the maximum rated working pressure of the hose. Refer to the NAHAD Industrial Hose Assembly Guidelines.
- ▶ Do not use for oil or fuel transfer service in or on open water.

TITANFLEX® Corrugated Tank Truck Hose

Series SWC609 (Black) and
Series SWC609R (Red)



Series SWC609/SWC609R is an extremely flexible, high pressure suction and discharge hose. The corrugated hose construction incorporates a dual wire helix that provides full suction capability, superior kink resistance, minimal force-to bend and a path to conduct a static electrical charge to ground. The cover is resistant to abrasion, oil and weathering.

NOTE: Refer to the Refined Fuel/Hose Compatibility Table in the Media Compatibility section.

Series SWC609 (Black) and Series SWC609R (Red)

Crimp Specifications

For currently qualified crimp specifications including coupling designation, refer to CrimpSource at www.parker.com/crimpsource.

#														
Part Number SWC609 or SWC609R	ID (in)	ID (mm)	Reinf Layers	OD (in)	OD (mm)	Approx Wt (lbs/ft)	Approx Wt (kg/m)	Min Bend Rad (in)	Min Bend Rad (mm)	Max WP (psi)	Max WP (bar)	Perm Cplg Rec *	Nom Std Pack Qty (ft)	Pkg Type
-1250*	1-1/4	31.8	2	1.7	42.9	0.63	0.94	1	33	250	17	*	100	Coil
-1500	1-1/2	38.1	2	2.0	49.5	0.78	1.16	2	38	250	17	43	100	Coil
-2000	2	50.8	2	2.5	62.2	1.00	1.49	2	51	250	17	43	100	Coil
-2500	2-1/2	63.5	2	3.0	76.2	1.44	2.15	3	64	200	14	*	100	Coil
-3000	3	76.2	2	3.6	90.9	1.70	2.53	3	76	200	14	*	100	Coil
-4000	4	101.6	2	4.6	117.5	2.41	3.59	6	152	150	10	*	100	Coil
-6002*	6	152.4	2	6.8	172.2	4.75	7.08	12	305	150	10	*	100	Coil
-8002*	8	203.2	2	8.8	223.3	6.95	10.36	16	406	150	10	*	100	Coil

* Series SWC609 only.

WARNING: This product can expose you to chemicals including DEHP, which is known to the State of California to cause cancer and birth defects or other reproductive harm. For more information go to www.p65warnings.ca.gov.

Tube: Black nitrile

Reinforcement: Multiple textile plies with dual wire helix

Cover: SWC609: Black nitrile; corrugated wrapped finish
SWC609R: Red nitrile; corrugated wrapped finish

Temp. Range: -40°F to +200°F (-40°C to +93°C)

Brand Method: SWC609: Red text on black stripe
SWC609R: White text on red stripe

Brand Example: PARKER SERIES SWC609(R) TITANFLEX®
PETROLEUM SUCTION & DISCHARGE
HOSE
XXX PSI WP

Design Factor: 4:1

Industry Standards: None applicable

Applications:

- Biodiesel (to B100 in dedicated service), diesel, ethanol, gasoline, oil
- In-plant and storage tank transfer
- Delivery, transport

Vacuum: 29" Hg (737 mm Hg)

Compare to: Boston Bobcat; ContiTech Flextra; Gates Longhorn; Thermoid Transporter

⚠ WARNINGS!

- ▶ Couplings attached with bands or clamps may reduce the working pressure of the hose assembly to less than the maximum rated working pressure of the hose. Refer to the NAHAD Industrial Hose Assembly Guidelines.
- ▶ Do not use for oil or fuel transfer service in or on open water.

Arctic Translite® Hose Low Temp/Corrugated Tank Truck Hose



Series SWC325

Series SWC325 is a flexible, lightweight, low temperature suction and discharge hose. The corrugated hose construction incorporates a dual wire helix that provides full suction capability, flexibility and kink resistance — even in the harshest cold climate conditions — and a path to conduct a static electrical charge to ground. The cover is resistant to abrasion, oil and weathering.

NOTE: Refer to the Refined Fuel/Hose Compatibility Table in the Media Compatibility section

Crimp Specifications

For currently qualified crimp specifications including coupling designation, refer to CrimpSource at www.parker.com/crimpsource.

# Part Number	ID (in)	ID (mm)	Reinf Layers	OD (in)	OD (mm)	Approx Wt (lbs/ft)	Approx Wt (kg/m)	Min Bend Rad (in)	Min Bend Rad (mm)	Max WP (psi)	Max WP (bar)	Perm Cplg Rec *	Nom Std Pack Qty (ft)	Pkg Type
SWC325-1500	1-1/2	38.1	2	2.1	52.3	0.97	1.44	4	102	150	10.3	*	100	Coil
SWC325-2000	2	50.8	2	2.6	65.4	1.33	1.98	5	127	150	10.3	*	100	Coil
SWC325-2500	2-1/2	63.5	2	3.2	80.0	1.86	2.77	6	152	150	10.3	*	100	Coil
SWC325-3000	3	76.2	2	3.7	93.8	2.52	3.75	8	203	150	10.3	*	100	Coil
SWC325-4000	4	101.6	2	4.6	117.9	2.93	4.36	10	254	150	10.3	*	100	Coil
SWC325-6000	6	152.4	2	6.8	172.8	5.86	8.72	16	406	125	8.6	*	100	Coil

WARNING: This product can expose you to chemicals including DEHP, which is known to the State of California to cause cancer and birth defects or other reproductive harm. For more information go to www.p65warnings.ca.gov.

Tube: Black nitrile

Reinforcement: Multiple textile plies with dual wire helix

Cover: Black nitrile; corrugated wrapped finish

Temp. Range: -67°F to +180°F (-55°C to +82°C)

Brand Method: Side 1: White text on blue stripe
Side 2: Solid reflective silver stripe

Brand Example: PARKER SWC325 ARCTIC TRANSLITE®
-67°F LOW-TEMP TANK TRUCK HOSE
XXX PSI MAX WP

Design Factor: 4:1

Industry Standards: None applicable

Applications:

- Biodiesel (to B100 in dedicated and non-dedicated service), diesel, ethanol, gasoline, oil
- Low temperature in-plant and storage tank transfer
- Low temperature delivery, transport

Vacuum: 29" Hg (737 mm Hg)

Compare To: ContiTech LW Arctic Tank Truck

⚠ WARNINGS!

- ▶ Couplings attached with bands or clamps may reduce the working pressure of the hose assembly to less than the maximum rated working pressure of the hose. Refer to the NAHAD Industrial Hose Assembly Guidelines.

GREEN LABEL™

Corrugated Tank Truck Hose

Series 7705



Series 7705 is a flexible, medium pressure suction and discharge biodiesel hose. The corrugated hose construction incorporates a dual wire helix that provides full suction capability, flexibility, kink resistance, and a path to conduct a static electrical charge to ground. The nitrile/PVC cover is resistant to abrasion, oil and weathering.

NOTE: Refer to the Refined Fuel/Hose Compatibility Table in the Media Compatibility section.

Crimp Specifications

For currently qualified crimp specifications including coupling designation, refer to CrimpSource at www.parker.com/crimpsource.

#														
Part Number	ID (in)	ID (mm)	Reinf Layers	OD (in)	OD (mm)	Approx Wt (lbs/ft)	Approx Wt (kg/m)	Min Bend Rad (in)	Min Bend Rad (mm)	Max WP (psi)	Max WP (bar)	Perm Cplg Rec *	Nom Std Pack Qty (ft)	Pkg Type
7705-1000	1	25.4	2	1.4	36.5	0.55	0.82	2	51	200	14	43	100	Coil
7705-1250	1-1/4	31.8	2	1.7	43.0	0.70	1.04	3	64	200	14	*	100	Coil
7705-1500	1-1/2	38.1	2	2.0	50.0	0.83	1.24	3	76	200	14	43	100	Coil
7705-2000	2	50.8	2	2.4	62.8	1.00	1.49	4	102	200	14	43	100	Coil
7705-2500	2-1/2	63.5	2	3.0	75.0	1.37	2.04	5	127	200	14	*	100	Coil
7705-3000	3	76.2	2	3.5	88.6	1.75	2.61	5	127	200	14	*	100	Coil
7705-4000	4	101.6	2	4.5	115.0	2.33	3.47	6	152	150	10	*	100	Coil

WARNING: This product can expose you to chemicals including DEHP, which is known to the State of California to cause cancer and birth defects or other reproductive harm. For more information go to www.p65warnings.ca.gov.

Tube: Black nitrile

Reinforcement: Multiple textile plies with dual wire helix

Cover: Black nitrile/PVC; corrugated wrapped finish

Temp. Range: -20°F to +180°F (-29°C to +82°C)

Brand Method: Black text on green stripe

Brand Example: PARKER SERIES 7705 GREEN LABEL™
TANK TRUCK HOSE XXX PSI MAX WP

Design Factor: 4:1

Industry Standards: None applicable

Applications:

- Biodiesel (to B100 in dedicated and non-dedicated service), diesel, ethanol, gasoline, oil
- In-plant and storage tank transfer
- Delivery, transport

Vacuum: 29" Hg (737 mm Hg)

⚠ WARNINGS!

- ▶ Couplings attached with bands or clamps may reduce the working pressure of the hose assembly to less than the maximum rated working pressure of the hose. Refer to the NAHAD Industrial Hose Assembly Guidelines.
- ▶ Do not use for oil or fuel transfer service in or on open water.

PVC Hose and Tubing



NEXCLEAR® Clear PVC Tubing

Series 100



Series 100 is flexible PVC tubing featuring a smooth interior that is abrasion resistant and will not impart taste or odor, and allows full-flow. The clear PVC construction permits visual observation of materials being conveyed. Also provides excellent general industrial service for low pressure air, distilled water, wine and wire harness applications.

Tube: Clear PVC, 75A durometer

Temp. Range: +25°F to +150°F (-5°C to +65°C)
Working pressures are at +68°F (+20°C).
Higher temperatures reduce the available working pressure. See the PVC and Thermoplastic Temperature/Pressure chart in the Media Compatibility section.

Brand Method: Black ink

Brand Example: NEXCLEAR® FOOD GRADE PVC TUBING
BY PARKER NEXGEN® (P/N) (ID) X (OD)
NSF-51 MAX TEMP 150°F (65C)

Industry Standards:

- FDA ingredients*, NSF 51 certified to 180°F (82°C)***, USP Class VI Rated Materials*
- GSA A-A-52047 Type VI Compliant
- EU: Meets requirements and amendments of Resolution AP(89) for food contact

Applications:

- Beverages, potable and pure water, wine
- Air, drain, light vacuum, wire harness
- General industrial, laboratories, wineries








Vacuum: Light

(Continued on the following page)

⚠ WARNING: This product can expose you to chemicals including DEHP, which is known to the State of California to cause cancer and birth defects or other reproductive harm. For more information go to www.p65warnings.ca.gov.

⚠ WARNING! Working pressures are at +68°F (+20°C). Higher temperatures reduce the available working pressure. See the PVC and Thermoplastic Temperature/Pressure chart in the Media Compatibility section.

Series 100 – NEXCLEAR® Clear PVC Tubing (Continued)

# Part Number												
	ID (in)	ID (mm)	Wall (in)	Wall (mm)	OD (in)	OD (mm)	Approx Wt (lbs/ft)	Approx Wt (kg/m)	Max WP @ 68°F (psi)	Max WP @ 20°C (bar)		
100-01020502	1/16	1.6	0.031	0.8	1/8	3.2	0.02	0.03	50	3	500	Coil
100-02040102	1/8	3.2	0.062	1.6	1/4	6.4	0.02	0.03	65	5	100	Coil
100-03040102			0.032	0.8	1/4	6.4	0.02	0.03	50	3	100	Coil
100-03050102	3/16	4.8	0.062	1.6	5/16	7.9	0.02	0.03	55	4	100	Coil
100-03060102			0.094	2.4	3/8	9.5	0.04	0.06	60		100	Coil
100-04060102			0.062	1.6	3/8	9.5	0.04	0.06	55		100	Coil
100-04070102	1/4	6.4	0.094	2.4	7/16	11.1	0.04	0.06	58	4	100	Coil
100-04080102			0.125	3.2	1/2	12.7	0.09	0.13	60		100	Coil
100-05070102			0.062	1.6	7/16	11.1	0.04	0.06	50	3	100	Coil
100-05080102	5/16	7.9	0.094	2.4	1/2	12.7	0.07	0.10	55	4	100	Coil
100-05090102			0.125	3.2	9/16	14.3	0.09	0.13	60		100	Coil
100-06080102			0.062	1.6	1/2	12.7	0.04	0.06	45	3	100	Coil
100-06090102	3/8	9.5	0.094	2.4	9/16	14.3	0.07	0.10	50		100	Coil
100-06100102	3/8	9.5	0.125	3.2	5/8	15.9	0.11	0.16	55	4	100	Coil
100-08100102			0.062	1.6	5/8	15.9	0.07	0.10	30	2	100	Coil
100-08110102	1/2	12.7	0.094	2.4	11/16	17.5	0.09	0.13	40	3	100	Coil
100-08120102			0.125	3.2	3/4	19.1	0.13	0.19	45		100	Coil
100-10120102			0.062	1.6	3/4	19.1	0.07	0.10	25	2	100	Coil
100-10130102	5/8	15.9	0.094	2.4	13/16	20.6	0.11	0.16	35	2	100	Coil
100-10140102			0.125	3.2	7/8	22.2	0.15	0.22	40	3	100	Coil
100-12160100			0.125	3.2	1	25.4	0.18	0.27	35	2	100	Coil
100-12180100	3/4	19.1	0.187	4.7	1-1/8	28.6	0.29	0.43	40	3	100	Coil
100-12200100			0.250	6.4	1-1/4	31.8	0.42	0.63	45		100	Coil
100-14180100	7/8	22.2	0.125	3.2	1-1/8	28.6	0.20	0.30	30	2	100	Coil
100-16200100			0.125	3.2	1-1/4	31.8	0.24	0.36	25		100	Coil
100-16220100	1	25.4	0.187	4.7	1-3/8	34.9	0.37	0.55	30	2	100	Coil
100-16240100			0.250	6.4	1-1/2	38.1	0.53	0.79	35		100	Coil
100-20240100	1-1/4	31.8	0.125	3.2	1-1/2	38.1	0.29	0.43	20	1	100	Coil
100-20280100			0.250	6.4	1-3/4	44.5	0.62	0.92	40	3	100	Coil
100-24300100			0.187	4.7	1-7/8	47.6	0.53	0.79	30	2	100	Coil
100-24320100	1-1/2	38.1	0.250	6.4	2	50.8	0.73	1.09	35		100	Coil
100-32400100	2	50.8	0.250	6.4	2-1/2	63.5	0.93	1.39	30	2	100	Coil

* All compound ingredients used in this tubing are listed in the US FDA CFR, Title 21. Tubing NSF 51 Listed. Compound USP Class VI rated.

 **WARNING:** This product can expose you to chemicals including DEHP, which is known to the State of California to cause cancer and birth defects or other reproductive harm. For more information go to www.p65warnings.ca.gov.

PVC General Purpose Hose

Series GPH™



Series GPH is a versatile, flexible and lightweight PVC hose. The multiple plies of textile reinforcement provide strength and flexibility, and the flame resistant cover is also resistant to abrasion, mild chemicals, ultraviolet light and weathering. The hose is electrically nonconductive with a minimum resistance of one megaohm per inch at 1000 volts DC.

- NOTES:**
- The user must determine if the hose is suitable for applications subject to electrical hazard. Contact Parker for additional information.
 - Series GPH does not contain red phosphorous.

Other cover colors available:

GPH-BLU



GPH-YEL



Tube: Black PVC

Reinforcement: Multiple textile plies

Cover: Black, blue, gray, red or yellow PVC; perforated smooth finish

Temp. Range: -15°F to +150°F (-25°C to +65°C).

Working pressures are at +68°F (+20°C) ambient temperature. Higher temperatures reduce the available working pressure. See the PVC and Thermoplastic Temperature/Pressure chart in the Media Compatibility section.

Brand Method: White ink on black, blue and red hose
Black ink on gray and yellow hose

Brand Example: PARKER GPH – (dash ID) – (fraction ID) –
XXX PSI – GENERAL PURPOSE

Design Factor: 4:1

Industry Standards: Electrically nonconductive with a minimum resistance of one megaohm per inch at 1000 volts DC

Applications:

- Air (including oil mist), mild chemicals, water
- Agriculture, construction, general industrial

Vacuum: See table on the following page

Compare to: Boston Polyforce II; ContiTech Pliovic 300

(Continued on the following page)

⚠ WARNING: This product can expose you to chemicals including N-Methylpyrrolidone, which is known to the State of California to cause birth defects or other reproductive harm. For more information go to www.p65warnings.ca.gov.
















⚠ WARNINGS!

- ▶ Couplings attached with bands or clamps may reduce the working pressure of the hose assembly to less than the maximum rated working pressure of the hose. Refer to the NAHAD Industrial Hose Assembly Guidelines.
- ⚠ Working pressures are at +68°F (+20°C). Higher temperatures reduce the available working pressure. See the PVC and Thermoplastic Temperature/Pressure chart in the Media Compatibility section.

Series GPH™ – PVC General Purpose Hose (Continued)

Crimp Specifications

For currently qualified crimp specifications including coupling designation, refer to CrimpSource at www.parker.com/crimpsource.

# Part Number	 ID (in)	 ID (mm)	 Reinf Layers	 OD (in)	 OD (mm)	 Approx Wt (lbs/ft)	 Approx Wt (kg/m)	 Min Bend Rad (in)	 Min Bend Rad (mm)	 Max WP @ 68°F (psi)	 Max WP @ 20°C (bar)	 Vacuum Hg (in)	 Perm Cplg Rec *	 Nom Std Pack Qty (ft)	 Pkg Type
GPH-3GRA500RL	3/16	4.8	2	0.4	10.2	0.06	0.09	1	15	300	21	25	*	500	Coil
GPH-4BLK500RL															
GPH-4BLU500RL															
GPH-4GRA500RL	1/4	6.4	2	0.5	13.0	0.08	0.12	1	20	300	21	23	HY	500	Coil
GPH-4RED500RL															
GPH-4YEL500RL															
GPH-5GRA500	5/16	7.9	2	0.6	14.0	0.09	0.13	1	20	300	21	23	*	500	Coil
GPH-6BLK500RL															
GPH-6BLU500RL															
GPH-6GRA500RL	3/8	9.5	2	0.6	16.3	0.12	0.18	1	25	300	21	23	HY	500	Coil
GPH-6RED500RL															
GPH-6YEL500RL															
GPH-8BLK500RL															
GPH-8BLU500RL															
GPH-8GRA500RL	1/2	12.7	2	0.8	20.3	0.17	0.25	2	38	300	21	17	HY	500	Coil
GPH-8RED500RL															
GPH-8YEL500RL															
GPH-10BLK250															
GPH-10GRA250	5/8	15.9	2	0.9	23.1	0.22	0.33	3	64	300	21	10	HY	250	Coil
GPH-10RED250															
GPH-12BLK100															
GPH-12BLU100	3/4	19.1	2	1.1	27.2	0.25	0.37	3	71	300	21	10	HY	100	Coil
GPH-12GRA100															
GPH-12RED100															
GPH-16BLK100	1	25.4	2	1.3	33.8	0.36	0.54	4	102	250	17	5	HY	100	Coil
GPH-16RED100															

WARNING: This product can expose you to chemicals including N-Methylpyrrolidone, which is known to the State of California to cause birth defects or other reproductive harm. For more information go to www.p65warnings.ca.gov.

NEXBRAID® Clear PVC Hose

Series 125 (Standard Wall) and
Series 126 (Heavy Duty)



Series 125 (standard wall) and Series 126 (thick wall) are flexible PVC transfer hoses for dry abrasive materials such as grains, granules, pellets and powders; beverages and potable water; non-fatty and non-oily foods; and sanitary products.

The hoses feature a smooth tube that is abrasion resistant and will not impart taste or odor, and allows full-flow, while the clear PVC construction permits visual observation of materials being conveyed. Series 125 and Series 126 also provide excellent general industrial service in air breathing supply pneumatics, flexible conduit, harness and light vacuum applications.

Tube: Clear PVC

Reinforcement: Multiple textile plies

Cover: Blue tint PVC; smooth finish

Temp. Range: +25°F to +150°F (-5°C to +65°C)

Working pressures are at +68°F (+20°C).
Higher temperatures reduce the available working pressure.

See the PVC and Thermoplastic
Temperature/Pressure chart in the Media
Compatibility section.

Brand Method: Black ink

Brand Example: Series 125: NEXBRAID® SW FOOD
GRADE PVC BY PARKER NEXGEN® (P/N)
(ID) MAX WP XXX PSI AT 68°F (20°C) NSF-
51 MAX TEMP 150°F (65°C)
Series 126: NEXBRAID® HD FOOD GRADE
PVC BY PARKER NEXGEN® (P/N) (ID) MAX
WP XXX PSI AT 68°F (20°C) NSF-51 MAX
TEMP 150°F (65°C)

Industry Standards:

- FDA ingredients**, NSF 51 certified to 180°F (82°C)**, USP Class VI Rated**
- EU: Meets requirements and amendments of Resolution AP(89) for food contact

Applications:

- Beverages, potable water, pure water
- Dry abrasive materials, flour, grains, granules, pellets, powders, sugar
- Air, flexible conduit, light vacuum, wire harness

Vacuum: Light

(Continued on the following page)

⚠ WARNINGS!













- ▶ Couplings attached with bands or clamps may reduce the working pressure of the hose assembly to less than the maximum rated working pressure of the hose. Refer to the NAHAD Industrial Hose Assembly Guidelines.
- ⚠ Working pressures are at +68°F (+20°C). Higher temperatures reduce the available working pressure. See the PVC and Thermoplastic Temperature/Pressure chart in the Media Compatibility section.

Series 125/126 – NEXBRAID® Clear PVC Hose (Continued)

Crimp Specifications

For currently qualified crimp specifications including coupling designation, refer to CrimpSource at www.parker.com/crimpsource.













Series 125 (Standard Wall)

# Part Number	 ID (in)	 ID (mm)	 Reinf Layers	 OD (in)	 OD (mm)	 Approx Wt (lbs/ft)	 Approx Wt (kg/m)	 Max WP (psi) @ 68°F	 Max WP (bar) @ 20°C	 Perm Cplg Rec *	 Nom Std Pack Qty (ft)	 Pkg Type
125-03000300	3/16	4.8	2	0.4	9.5	0.05	0.07	250	17	*	300	Coil
125-04000300	1/4	6.4	2	0.4	11.1	0.06	0.09	250	17	*	300	Coil
125-05000300	5/16	7.9	2	0.5	13.3	0.08	0.12	250	17	*	300	Coil
125-06000300	3/8	9.5	2	0.6	15.1	0.09	0.13	225	16	*	300	Coil
125-08000300	1/2	12.7	2	0.8	19.1	0.14	0.21	200	14	*	300	Coil
125-10000300	5/8	15.9	2	0.9	22.2	0.17	0.25	200	14	*	300	Coil
125-12000300	3/4	19.1	2	1.0	26.2	0.22	0.33	150	10	*	300	Coil
125-16000200	1	25.4	2	1.3	33.0	0.31	0.46	125	9	*	200	Coil
125-20000100	1-1/4	31.8	2	1.6	41.3	0.45	0.67	100	7	*	100	Coil
125-24000100	1-1/2	38.1	2	1.9	49.2	0.64	0.95	100	7	*	100	Coil
125-32000100	2	50.8	2	2.5	63.3	0.95	1.42	75	5	*	100	Coil

* All tube compound ingredients used in this hose are listed in the U.S. FDA CFR, Title 21. Hose NSF 51 listed. Compound USP Class VI rated.

WARNING: This product can expose you to chemicals including DEHP, which is known to the State of California to cause cancer and birth defects or other reproductive harm. For more information go to www.p65warnings.ca.gov.

Series 126 (Heavy Duty)

# Part Number	 ID (in)	 ID (mm)	 Reinf Layers	 OD (in)	 OD (mm)	 Approx Wt (lbs/ft)	 Approx Wt (kg/m)	 Max WP (psi) @ 68°F	 Max WP (bar) @ 20°C	 Perm Cplg Rec *	 Nom Std Pack Qty (ft)	 Pkg Type
126-04000300	1/4	6.4	2	0.5	12.7	0.08	0.12	350	24	*	300	Coil
126-05000300	5/16	7.9	2	0.6	14.3	0.09	0.13	275	19	*	300	Coil
126-06000300	3/8	9.5	2	0.6	15.9	0.11	0.16	250	17	*	300	Coil
126-08000300	1/2	12.7	2	0.8	20.6	0.18	0.27	250	17	*	300	Coil
126-12000200	3/4	19.1	2	1.1	28.5	0.30	0.45	200	14	*	200	Coil

* All tube compound ingredients used in this hose are listed in the U.S. FDA CFR, Title 21. Hose NSF 51 listed. Compound USP Class VI rated.

WARNING: This product can expose you to chemicals including DEHP, which is known to the State of California to cause cancer and birth defects or other reproductive harm. For more information go to www.p65warnings.ca.gov.













GULLY WASHER®

Standard Duty Lay Flat PVC Water Discharge Hose

Series 7541



Series 7541 standard duty lay flat PVC discharge hose is a lightweight, standard duty hose. The lay flat construction rolls up flat for easy handling, storage and transportation in agriculture, construction, general industrial and mining applications. The cover is resistant to abrasion, mild chemicals, ultraviolet light and weathering.

# Part Number	 ID (in)	 ID (mm)	 Reinf Layers	 Wall Thickness (in)	 OD (in)	 OD (mm)	 Approx Wt (lbs/ft)	 Approx Wt (kg/m)	 Max WP (psi) @ 68°F	 Max WP (bar) @ 20°C	 Nom Std Pack Qty (ft)	 Pkg Type
7541-1501	1-1/2	38.1	3	0.055	1.6	40.7	0.14	0.21	70	5	300	Coil
7541-2001	2	50.8	3	0.055	2.1	53.4	0.18	0.27	70	5	300	Coil
7541-2501	2-1/2	63.5	3	0.059	2.6	66.2	0.24	0.36	60	4	300	Coil
7541-3001	3	76.2	3	0.059	3.1	79.0	0.30	0.45	60	4	300	Coil
7541-4001	4	101.6	3	0.059	4.1	104.6	0.36	0.54	60	4	300	Coil
7541-6001	6	152.4	3	0.071	6.1	156.0	0.71	1.06	45	3	300	Coil
7541-8001	8	204.0	3	0.083	8.1	206.8	1.28	1.91	45	3	300	Coil

WARNING: This product can expose you to chemicals including DEHP, which is known to the State of California to cause cancer and birth defects or other reproductive harm. For more information go to www.p65warnings.ca.gov.

Tube: Black PVC (not oil resistant)

Reinforcement: Multiple textile plies

Cover: Blue PVC

Temp. Range: -5°F to +170°F (-20°C to +76°C)
Working pressures are at +68°F (+20°C).
Higher temperatures reduce the available working pressure. See the PVC and Thermoplastic Temperature/Pressure chart in the Media Compatibility section.

Brand Method: White ink

Brand Example: PARKER SERIES 7541 GULLY WASHER
(ID) XXX PSI WP

Design Factor: 3:1

Industry Standards: None applicable

Applications:

- Mild chemicals, water
- Agriculture, construction, general industrial, mining

Vacuum: Not recommended

Compare to: ContiTech Spiralflex; Gates Master-Flex 500; Kanaflex 4501, 4502; Kuriyama NuFlo, VinylFlow; Petzetakis 11252; Sun-Flow SF-10; Superflex DH













WARNINGS!

- ▶ Couplings attached with bands or clamps may reduce the working pressure of the hose assembly to less than the maximum rated working pressure of the hose. Refer to the NAHAD Industrial Hose Assembly Guidelines.
- ▲ Working pressures are at +68°F (+20°C). Higher temperatures reduce the available working pressure. See the PVC and Thermoplastic Temperature/Pressure chart in the Media Compatibility section.

GULLY WASHER® Medium Duty Lay Flat PVC Water Discharge Hose Series 7542



Series 7542 medium duty lay flat PVC discharge hose is a lightweight, medium duty hose. The lay flat construction rolls up flat for easy handling, storage and transportation in agriculture, construction, general industrial and mining applications. The red flame resistant cover meets MSHA requirements and is also resistant to abrasion, mild chemicals, ultraviolet light and weathering.

# Part Number	 ID (in)	 ID (mm)	 Reinf Layers	 Wall Thickness (in)	 OD (in)	 OD (mm)	 Approx Wt (lbs/ft)	 Approx Wt (kg/m)	 Max WP @ 68°F (psi)	 Max WP @ 20°C (bar)	 Nom Std Pack Qty (ft)	 Pkg Type
7542-1501	1-1/2	38.1	3	0.075	1.7	42.1	0.23	0.34	150	10	300	Coil
7542-2001	2	50.8	3	0.079	2.2	55.0	0.30	0.45	150	10	300	Coil
7542-2501	2-1/2	63.5	3	0.083	2.7	68.1	0.37	0.55	150	10	300	Coil
7542-3001	3	76.2	3	0.091	3.2	80.8	0.46	0.69	150	10	300	Coil
7542-4001	4	101.6	3	0.098	4.2	106.8	0.66	0.98	140	10	300	Coil
7542-6001	6	152.4	3	0.106	6.2	158.2	1.02	1.52	100	7	300	Coil
7542-8001	8	203.2	3	0.118	8.2	209.3	1.51	2.25	80	6	300	Coil

WARNING: This product can expose you to chemicals including DEHP, which is known to the State of California to cause cancer and birth defects or other reproductive harm. For more information go to www.p65warnings.ca.gov.

Tube: Black PVC (not oil resistant)

Reinforcement: Multiple textile plies

Cover: Red PVC

Temp. Range: -5°F to +170°F (-20°C to +76°C)

Working pressures are at +68°F (+20°C).

Higher temperatures reduce the available working pressure. See the PVC and

Thermoplastic Temperature/Pressure chart in

the Media Compatibility section.

Brand Method: White ink

Brand Example: SERIES 7542 GULLY WASHER (ID) XXX

PSI WP FLAME RESISTANT US MSHA

IC-257/0

Design Factor: 3:1

Industry Standards: MSHA

Applications:

- Mild chemicals, water
- Agriculture, construction, general industrial, mining

Vacuum: Not recommended

Compare to: Jason 4510; Kuriyama Ironsides; Petzetakis 11298; Sun-Flow SF-30, SF-50

⚠️ WARNINGS!

▶ Couplings attached with bands or clamps may reduce the working pressure of the hose assembly to less than the maximum rated working pressure of the hose. Refer to the NAHAD Industrial Hose Assembly Guidelines.

⚠️ Working pressures are at +68°F (+20°C). Higher temperatures reduce the available working pressure. See the PVC and Thermoplastic Temperature/Pressure chart in the Media Compatibility section.

Steam Hose



DRAGON BREATH® II

Chlorobutyl Barber Pole

Steam Hose

Non-Skive E-Z Crimp















Series 7285



Series 7285 is a distinctive hose designed for long-lasting steam service—one of the toughest applications for hose, where the hot-cold/wet-dry cycling attacks rubber compounds externally as well as internally. The hose construction incorporates a premium, high-performance chlorobutyl tube which resists heat and popcorning, and a wire braid reinforcement for crush-resistant durability, kink resistance and a path to conduct a static electrical charge to ground. The EPDM cover resists abrasion, cracking, hardening and ozone, and the red/black barber pole cover provides color-coded identification from all angles and great distances. Series 7285 is qualified with Parker non-skive crimp couplings for easy and quick assembly fabrication as well as maintenance-free service.

Crimp Specifications

For currently qualified crimp specifications including coupling designation, refer to CrimpSource at www.parker.com/crimpsource.

# Part Number	 ID (in)	 ID (mm)	 Reinf Layers	 OD (in)	 OD (mm)	 Approx Wt (lbs/ft)	 Approx Wt (kg/m)	 Min Bend Rad (in)	 Min Bend Rad (mm)	 Max WP (psi)*	 Max WP (bar)*	 Perm Cplg Rec *	 Nom Std Pack Qty (ft)	 Pkg Type
7285-502	1/2	12.7	2	1.0	26.2	0.50	0.75	7.0	178	261	18	*	50	Carton
7285-752	3/4	19.1	2	1.3	32.6	0.64	0.95	9.5	241	261	18	CS	50	Carton
7285-1002	1	25.4	2	1.6	39.3	0.81	1.21	12.0	305	261	18	CS	50	Carton

* 261 psi saturated steam; 250 psi superheated steam • 18 bar saturated steam; 17 bar superheated steam

WARNING: This product can expose you to chemicals including Carbon Black, which is known to the State of California to cause cancer. For more information go to www.p65warnings.ca.gov.

Tube: Black chlorobutyl

Reinforcement: Multiple wire braids

Cover: Black and red EPDM in alternating spirals; perforated wrapped finish

Temp. Range: -40°F to +406°F saturated steam/+450°F superheated steam
(-40°C to +208°C saturated steam/+232°C superheated steam)

Brand Method: Embossed

Brand Example: PARKER SERIES 7285 DRAGON BREATH® II STEAM HOSE
250 PSI MAX WP

Design Factor: 20:1

Industry Standards: ISO 6134 Type 2

Applications:

- Saturated and superheated steam
- Cleaning containment vessels and manufacturing equipment; cleaning and heating process equipment
- Manufacturing and processing plants, refineries

Vacuum: Not recommended

Compare to: Boston Concord Standard Steam—Spiral Stripe, Steam Slayer; Goodall N2711 Inferno Steam

⚠️ WARNINGS!

- ▶ Failure to properly inspect, maintain, test and use steam hose assemblies may result in property damage, personal injury or death. Refer to ARPM publication IP-11-1, "Guide for Use, Testing and Inspection of Steam Hose."
- ▶ Water changes to hot water and phases of steam when subjected to heat and pressure. The greater the pressure, the higher the temperature required to achieve and maintain a steam phase. If steam escapes, dangerous quantities of heat may be released very suddenly. Exposure to hot water, low pressure steam and high pressure steam may cause severe scalding or fatal burns.
- ▶ Use only hoses designated for steam service for steam applications.
- ▶ Prior to use with detergents or rust inhibitors, refer to the chemical guide in this catalog or contact Parker.
- ▶ Drain steam hose after each use to reduce the possibility of hose popcorning while in service.
- ▶ Couplings attached with bands or clamps may reduce the working pressure of the hose assembly to less than the maximum rated working pressure of the hose. Refer to the NAHAD Industrial Hose Assembly Guidelines.

STEAM-LANCE® 250

EPDM Compact Steam Hose

Non-Skive E-Z Crimp

Series 7263C



Series 7263C is a compact, slim profile hose for long-lasting steam service, one of the toughest applications for hose, where the hot-cold/wet-dry cycling attacks rubber compounds externally as well as internally. The hose construction incorporates an EPDM tube that resists heat and popcorning, and a wire braid reinforcement for crush-resistant durability, kink resistance and a path to conduct a static electrical charge to ground. The EPDM cover is resistant to abrasion, cracking, hardening and ozone. Series 7263C is qualified with Parker non-skive crimp couplings for easy and quick assembly fabrication as well as maintenance-free service.

Crimp Specifications

For currently qualified crimp specifications including coupling designation, refer to CrimpSource at www.parker.com/crimpsource.

Series 7263C

# Part Number	ID (in)	ID (mm)	Reinf Layers	OD (in)	OD (mm)	Approx Wt (lbs/ft)	Approx Wt (kg/m)	Min Bend Rad (in)	Min Bend Rad (mm)	Max WP (psi)*	Max WP (bar)*	Perm Cplg Rec *	Nom Std Pack Qty (ft)	Pkg Type
7263C-502	1/2	12.7	2	1.0	24.1	0.37	0.55	7	178	261	18	*	50	Carton
7263C-1002	1	25.4	2	1.5	37.3	0.63	0.94	12	305	261	18	CS	50	Carton

* 261 psi saturated steam; 250 psi superheated steam • 18 bar saturated steam; 17 bar superheated steam

⚠ WARNING: This product can expose you to chemicals including Carbon Black, which is known to the State of California to cause cancer. For more information go to www.p65warnings.ca.gov.

Tube: Black EPDM

Reinforcement: Multiple wire braids

Cover: Black or red EPDM; perforated wrapped finish

Temp. Range: -40°F to +406°F saturated steam/+450°F superheated steam
(-40°C to +208°C saturated steam/+232°C superheated steam)

Brand Method: Embossed

Brand Example: PARKER SERIES (7263C) STEAM-LANCE® E-Z CRIMP 250 PSI MAX WP

Design Factor: 20:1

Industry Standards: ISO 6134 Type 2

Applications:

- Saturated and superheated steam
- Cleaning containment vessels and manufacturing equipment; cleaning and heating process equipment
- Manufacturing and processing plants, refineries

Vacuum: Not recommended

Compare to: Boston Concord 250; ContiTech Flexsteel 250 Steam; Gates 205MB Steam King; Goodall N2576 Thermoflex; Thermoid Burstproof Regular

⚠ WARNINGS!

- ▶ Failure to properly inspect, maintain, test and use steam hose assemblies may result in property damage, personal injury or death. Refer to ARPM publication IP-11-1, "Guide for Use, Testing and Inspection of Steam Hose."
- ▶ Water changes to hot water and phases of steam when subjected to heat and pressure. The greater the pressure, the higher the temperature required to achieve and maintain a steam phase. If steam escapes, dangerous quantities of heat may be released very suddenly. Exposure to hot water, low pressure steam and high pressure steam may cause severe scalding or fatal burns.
- ▶ Use only hoses designated for steam service for steam applications.
- ▶ Prior to use with detergents or rust inhibitors, refer to the chemical guide in this catalog or contact Parker.
- ▶ Drain steam hose after each use to reduce the possibility of hose popcorning while in service.
- ▶ Couplings attached with bands or clamps may reduce the working pressure of the hose assembly to less than the maximum rated working pressure of the hose. Refer to the NAHAD Industrial Hose Assembly Guidelines.

STEAM-LANCE® 250 EPDM Compact Steam Hose Non-Skive E-Z Crimp Series 7264C



Series 7264C is a compact, slim profile hose for long-lasting steam service, one of the toughest applications for hose, where the hot-cold/wet-dry cycling attacks rubber compounds externally as well as internally. The hose construction incorporates an EPDM tube that resists heat and popcorning, and a wire braid reinforcement for crush-resistant durability, kink resistance and a path to conduct a static electrical charge to ground. The EPDM cover is resistant to abrasion, cracking, hardening and ozone; the red cover provides color-coded identification. Series 7264C is qualified with Parker non-skive crimp couplings for easy and quick assembly fabrication as well as maintenance-free service.

Crimp Specifications

For currently qualified crimp specifications including coupling designation, refer to CrimpSource at www.parker.com/crimpsource.

Series 7264C

#														
Part Number	ID (in)	ID (mm)	Reinf Layers	OD (in)	OD (mm)	Approx Wt (lbs/ft)	Approx Wt (kg/m)	Min Bend Rad (in)	Min Bend Rad (mm)	Max WP (psi)*	Max WP (bar)*	Perm Cplg Rec *	Nom Std Pack Qty (ft)	Pkg Type
7264C-752	3/4	19.1	2	1.2	30.5	0.47	0.70	9	229	261	18	CS	50	Carton

* 261 psi saturated steam; 250 psi superheated steam • 18 bar saturated steam; 17 bar superheated steam

WARNING: This product can expose you to chemicals including Carbon Black, which is known to the State of California to cause cancer. For more information go to www.p65warnings.ca.gov.

Tube: Black EPDM

Reinforcement: Multiple wire braids

Cover: Black or red EPDM; perforated wrapped finish

Temp. Range: -40°F to +406°F saturated steam/+450°F superheated steam
(-40°C to +208°C saturated steam/+232°C superheated steam)

Brand Method: Embossed

Brand Example: PARKER SERIES (7264C) STEAM-LANCE® E-Z CRIMP 250 PSI MAX WP

Design Factor: 20:1

Industry Standards: ISO 6134 Type 2

Applications:

- Saturated and superheated steam
- Cleaning containment vessels and manufacturing equipment; cleaning and heating process equipment
- Manufacturing and processing plants, refineries

Vacuum: Not recommended

Compare to: Boston Concord 250; ContiTech Flexsteel 250 Steam; Gates 205MB Steam King; Goodall N2576 Thermoflex; Thermoid Burstproof Regular

⚠ WARNINGS!

- ▶ Failure to properly inspect, maintain, test and use steam hose assemblies may result in property damage, personal injury or death. Refer to ARPM publication IP-11-1, "Guide for Use, Testing and Inspection of Steam Hose."
- ▶ Water changes to hot water and phases of steam when subjected to heat and pressure. The greater the pressure, the higher the temperature required to achieve and maintain a steam phase. If steam escapes, dangerous quantities of heat may be released very suddenly. Exposure to hot water, low pressure steam and high pressure steam may cause severe scalding or fatal burns.
- ▶ Use only hoses designated for steam service for steam applications.
- ▶ Prior to use with detergents or rust inhibitors, refer to the chemical guide in this catalog or contact Parker.
- ▶ Drain steam hose after each use to reduce the possibility of hose popcorning while in service.
- ▶ Couplings attached with bands or clamps may reduce the working pressure of the hose assembly to less than the maximum rated working pressure of the hose. Refer to the NAHAD Industrial Hose Assembly Guidelines.

STEAM-LANCE® 250 EPDM Steam Hose

Series 7264 (Red)



Series 7264 is a traditional hose designed for long-lasting steam service, one of the toughest applications for hose, where the hot/cold wet/dry cycling attacks rubber compounds externally as well as internally. The hose construction incorporates an EPDM tube that resists heat and popcorning, and a wire braid reinforcement for crush-resistant durability, kink resistance and a path to conduct a static electrical charge to ground. The EPDM cover is resistant to abrasion, cracking, hardening and ozone; the red cover of 7264 provides color-coded identification.

Series 7264 (Red)

Crimp Specifications

For currently qualified crimp specifications including coupling designation, refer to CrimpSource at www.parker.com/crimpsource.

#														
Part Number	ID (in)	ID (mm)	Reinf Layers	OD (in)	OD (mm)	Approx Wt (lbs/ft)	Approx Wt (kg/m)	Min Bend Rad (in)	Min Bend Rad (mm)	Max WP (psi)*	Max WP (bar)*	Perm Cplg Rec *	Nom Std Pack Qty (ft)	Pkg Type
7264-752	3/4	19.1	2	1.3	34.1	0.70	1.04	10	241	261	18	43, CS, *	50	Carton

* 261 psi saturated steam; 250 psi superheated steam • 18 bar saturated steam; 17 bar superheated steam

WARNING: This product can expose you to chemicals including Carbon Black, which is known to the State of California to cause cancer. For more information go to www.p65warnings.ca.gov.

Tube: Black EPDM

Reinforcement: Multiple wire braids

Cover: Black or red EPDM; perforated wrapped finish

Temp. Range: -40°F to +406°F saturated steam/+450°F superheated steam (-40°C to +208°C saturated steam/+232°C superheated steam)

Brand Method: Embossed

Brand Example: PARKER SERIES (7264) STEAM-LANCE® 250 PSI MAX WP

Design Factor: 10:1 (20:1 for 1/2", 3/4" and 1" sizes only)

Industry Standards: ISO 6134 Type 2

Applications:

- Saturated and superheated steam
- Cleaning containment vessels and manufacturing equipment; cleaning and heating process equipment
- Manufacturing and processing plants, refineries

Vacuum: Not recommended

Compare to: Boston Concord 250; ContiTech Flexsteel 250 Steam; Gates 205MB Steam King; Goodall N2576 Thermoflex; Thermoid Burstproof Regular

STEAM-LANCE® 250 EPDM Steam Hose

Series 7263/7263(E)



Series 7263/7263(E) is a traditional hose designed for long-lasting steam service, one of the toughest applications for hose, where the hot/cold wet/dry cycling attacks rubber compounds externally as well as internally. The hose construction incorporates an EPDM tube that resists heat and popcorning, and a wire braid reinforcement for crush-resistant durability, kink resistance and a path to conduct a static electrical charge to ground. The EPDM cover is resistant to abrasion, cracking, hardening and ozone.

Crimp Specifications

For currently qualified crimp specifications including coupling designation, refer to CrimpSource at www.parker.com/crimpsource.

Series 7263(E) (Black)

# Part Number	ID (in)	ID (mm)	Reinf Layers	OD (in)	OD (mm)	Approx Wt (lbs/ft)	Approx Wt (kg/m)	Min Bend Rad (in)	Min Bend Rad (mm)	Max WP (psi)*	Max WP (bar)*	Perm Cplg Rec *	Nom Std Pack Qty (ft)	Pkg Type
7263-502	1/2	12.7	2	1.0	26.2	0.48	0.72	7	178	261	18	43	50	Carton
7263-752	3/4	19.1	2	1.3	34.1	0.66	0.98	10	241	261	18	43, CS	50	Carton
7263-1002	1	25.4	2	1.6	40.5	0.85	1.27	12	305	261	18	CS, 43	50	Carton
7263-1002A												CS, 43	500	Reel
7263-1252	1-1/4	31.8	2	1.9	47.6	1.14	1.70	17	419	261	18	71	50	Carton
7263E-1502	1-1/2	38.1	2	2.2	55.6	1.44	2.15	20	508	261	18	43	50	Carton
7263E-2002	2	50.8	2	2.7	67.8	1.76	2.62	25	635	261	18	*	50	Carton

* 261 psi saturated steam; 250 psi superheated steam • 18 bar saturated steam; 17 bar superheated steam

WARNING: This product can expose you to chemicals including Carbon Black, which is known to the State of California to cause cancer. For more information go to www.p65warnings.ca.gov.

Tube: Black EPDM

Reinforcement: Multiple wire braids

Cover: Black or red EPDM; perforated wrapped finish

Temp. Range: -40°F to +406°F saturated steam/+450°F superheated steam (-40°C to +208°C saturated steam/+232°C superheated steam)

Brand Method: Embossed

Brand Example: PARKER SERIES 7263/7263E STEAM-LANCE® 250 PSI MAX WP

Design Factor: 10:1 (20:1 for 1/2", 3/4" and 1" sizes only)

Industry Standards: ISO 6134 Type 2

Applications:

- **Saturated** and superheated steam
- **Cleaning** containment vessels and manufacturing equipment; cleaning and heating process equipment
- **Manufacturing** and processing plants, refineries

Vacuum: Not recommended

Compare to: Boston Concord 250; ContiTech Flexsteel 250 Steam; Gates 205MB Steam King; Goodall N2576 Thermoflex; Thermoid Burstproof Regular

WARNINGS!

- ▶ Failure to properly inspect, maintain, test and use steam hose assemblies may result in property damage, personal injury or death. Refer to ARPM publication IP-11-1, "Guide for Use, Testing and Inspection of Steam Hose."
- ▶ Water changes to hot water and phases of steam when subjected to heat and pressure. The greater the pressure, the higher the temperature required to achieve and maintain a steam phase. If steam escapes, dangerous quantities of heat may be released very suddenly. Exposure to hot water, low pressure steam and high pressure steam may cause severe scalding or fatal burns.
- ▶ Use only hoses designated for steam service for steam applications.
- ▶ Prior to use with detergents or rust inhibitors, refer to the chemical guide in this catalog or contact Parker.
- ▶ Drain steam hose after each use to reduce the possibility of hose popcorning while in service.
- ▶ Couplings attached with bands or clamps may reduce the working pressure of the hose assembly to less than the maximum rated working pressure of the hose. Refer to the NAHAD Industrial Hose Assembly Guidelines.

DRAGON BREATH® 250

Oil Resistant Steam Hose

Series 7288



Series 7288 is a traditional oil resistant hose designed for long-lasting steam service, one of the toughest applications for hose, where the hot/cold wet/dry cycling attacks rubber compounds externally as well as internally. The hose construction incorporates an EPDM tube that resists heat and popcorning, and a wire braid reinforcement for crush-resistant durability, kink resistance and a path to conduct a static electrical charge to ground. The red chloroprene cover is resistant to weathering and oil—an important criteria for oil refineries and petrochemical plants—and provides color-coded identification.

Crimp Specifications

For currently qualified crimp specifications including coupling designation, refer to CrimpSource at www.parker.com/crimpsource.

# Part Number	ID (in)	ID (mm)	Reinf Layers	OD (in)	OD (mm)	Approx Wt (lbs/ft)	Approx Wt (kg/m)	Min Bend Rad (in)	Min Bend Rad (mm)	Max WP (psi)*	Max WP (bar)*	Perm Cplg Rec *	Nom Std Pack Qty (ft)	Pkg Type
7288-502	1/2	12.7	2	1.0	26.2	0.52	0.77	7	178	261	18	43	50	Carton
7288-752	3/4	19.1	2	1.3	34.1	0.73	1.09	10	241	261	18	CS, 43	50	Carton

* 261 psi saturated steam; 250 psi superheated steam • 18 bar saturated steam; 17 bar superheated steam

⚠ WARNING: This product can expose you to chemicals including Carbon Black, which is known to the State of California to cause cancer. For more information go to www.p65warnings.ca.gov.

Tube: Black EPDM

Reinforcement: Multiple wire braids

Cover: ARPM Class B oil resistant red chloroprene; perforated wrapped finish

Temp. Range: -40°F to +406°F saturated steam/+450°F superheated steam (-40°C to +208°C saturated steam/+232°C superheated steam)

Brand Method: Embossed

Brand Example: PARKER SERIES 7288 DRAGON BREATH® STEAM HOSE 250 PSI MAX WP OIL RESISTANT

Design Factor: 20:1

Industry Standards: ISO 6134 Type 2

Applications:

- Saturated and superheated steam
- Cleaning containment vessels and manufacturing equipment; cleaning and heating process equipment
- Manufacturing and processing plants, refineries

Vacuum: Not recommended

Compare to: Boston Concord 250 OR; ContiTech Flexsteel 250 ORS; Gates 232MB Steam Queen; Thermoid Burstproof Oil Resistant

⚠ WARNINGS!

- ▶ Failure to properly inspect, maintain, test and use steam hose assemblies may result in property damage, personal injury or death. Refer to ARPM publication IP-11-1, "Guide for Use, Testing and Inspection of Steam Hose."
- ▶ Water changes to hot water and phases of steam when subjected to heat and pressure. The greater the pressure, the higher the temperature required to achieve and maintain a steam phase. If steam escapes, dangerous quantities of heat may be released very suddenly. Exposure to hot water, low pressure steam and high pressure steam may cause severe scalding or fatal burns.
- ▶ Use only hoses designated for steam service for steam applications.
- ▶ Prior to use with detergents or rust inhibitors, refer to the chemical guide in this catalog or contact Parker.
- ▶ Drain steam hose after each use to reduce the possibility of hose popcorning while in service.
- ▶ Couplings attached with bands or clamps may reduce the working pressure of the hose assembly to less than the maximum rated working pressure of the hose. Refer to the NAHAD Industrial Hose Assembly Guidelines.

Hydrocarbon Drain Hose

Oil Resistant

Non-Skive E-Z Crimp

Series 7200



Series 7200 is designed to evacuate hot, liquefied residue from steam cleaning operations. The wire braid reinforcement provides crush-resistant durability, kink resistance and a path to conduct a static electrical charge to ground. The vivid blue chloroprene cover is resistant to oil and weathering, and provides color-coded identification. Series 7200 is qualified with Parker non-skive crimp couplings for easy and quick assembly fabrication as well as maintenance-free service.

NOTE: Do not use for steam service.

Crimp Specifications

For currently qualified crimp specifications including coupling designation, refer to CrimpSource at www.parker.com/crimpsource.

#														
Part Number	ID (in)	ID (mm)	Reinf Layers	OD (in)	OD (mm)	Approx Wt (lbs/ft)	Approx Wt (kg/m)	Min Bend Rad (in)	Min Bend Rad (mm)	Max WP (psi)	Max WP (bar)	Perm Cplg Rec *	Nom Std Pack Qty (ft)	Pkg Type
7200-751050	3/4	19.1	1	1.2	30.1	0.52	0.77	10	241	350	24	43	50	Carton
7200-1001050	1	25.4	1	1.5	38.1	0.76	1.13	12	305	350	24	43	50	Carton

WARNING: This product can expose you to chemicals including Carbon Black, which is known to the State of California to cause cancer. For more information go to www.p65warnings.ca.gov.

Tube: Black nitrile; ARPM Class A oil resistance

Reinforcement: One wire braid

Cover: Blue chloroprene; wrapped finish

Temp. Range: -20°F to +300°F (-29°C to +149°C)/+350°F (+177°C) intermittent

Brand Method: Blue text on green stripe

Brand Example: PARKER SERIES 7200 HYDROCARBON DRAIN HOSE 350 PSI WP

Design Factor: 4:1

Industry Standards: None applicable

Applications:

- NOT FOR STEAM SERVICE
- Drainage of hot residue from steam cleaning operations
- Manufacturing and processing plants, refineries

Vacuum: Not recommended

Compare to: Boston Hydrocarbon Drain Hose

⚠️ WARNINGS!

- ▶ Use only hoses designated for steam service for steam applications.
- ▶ Couplings attached with bands or clamps may reduce the working pressure of the hose assembly to less than the maximum rated working pressure of the hose. Refer to the NAHAD Industrial Hose Assembly Guidelines.

Water Hose and Assemblies



SUPER-FLEX® EPDM Water Suction Hose















Series 7392E



Series 7392E is a lightweight suction and discharge hose for water. The construction incorporates a wire helix that provides full suction capability and kink resistance. The EPDM cover is resistant to abrasion, heat, mild chemicals and weathering.

Crimp Specifications

For currently qualified crimp specifications including coupling designation, refer to CrimpSource at www.parker.com/crimpsource.

# Part Number	 ID (in)	 ID (mm)	 Reinf Layers	 OD (in)	 OD (mm)	 Approx Wt (lbs/ft)	 Approx Wt (kg/m)	 Min Bend Rad (in)	 Min Bend Rad (mm)	 Max WP (psi)	 Max WP (bar)	 Perm Cplg Rec *	 Nom Std Pack Qty (ft)	 Pkg Type
7392E-1500	1-1/2	38.1	2	1.9	48.0	0.72	1.07	6	152	150	10	*	100	Coil
7392E-2000	2	50.8	2	2.4	62.0	1.08	1.61	7	178	150	10	*	100	Coil
7392E-2500	2-1/2	63.5	2	3.0	74.9	1.45	2.16	8	203	150	10	*	100	Coil
7392E-3000	3	76.2	2	3.5	88.9	1.80	2.68	10	254	150	10	*	100	Coil
7392E-4000	4	107.0	2	4.5	115.1	2.43	3.62	22	559	150	10	*	100	Coil
7392E-6000	6	152.4	4	6.6	168.3	3.71	5.53	30	711	100	10	*	100	Coil
7392E-600020	6	152.4	4	6.6	168.3	3.71	5.53	30	711	100	10	*	20	Coil

WARNING: This product can expose you to chemicals including Carbon Black, which is known to the State of California to cause cancer. For more information go to www.p65warnings.ca.gov.

Tube: Black synthetic rubber

Reinforcement: Multiple textile plies with dual wire helix

Cover: Black EPDM; wrapped finish

Temp. Range: -40°F to +180°F (-40°C to +82°C)

Brand Method: White text on blue stripe

Brand Example: PARKER SERIES 7392E WATER SUCTION
HOSE – XXX PSI MAX WP

Industry Standards: None applicable

Applications:

- Alkalies, brine, glycols, herbicides, mild chemicals, slurries, water
- Agriculture, construction, general industrial, irrigation, surface mining

Vacuum: 29" Hg (737 mm Hg)

Compare to: ContiTech Plicord Con-Ag Water S&D; Gates Barracuda

WARNING! Couplings attached with bands or clamps may reduce the working pressure of the hose assembly to less than the maximum rated working pressure of the hose. Refer to the NAHAD Industrial Hose Assembly Guidelines.

Lightweight High Pressure Water Jetting Hose













Series SS122



Series SS122 is a lightweight, high pressure, high volume water jetting hose. The SBR cover is resistant to abrasion and weathering.

Crimp Specifications

For currently qualified crimp specifications including coupling designation, refer to CrimpSource at www.parker.com/crimpsource.

# Part Number	 ID (in)	 ID (mm)	 Reinf Layers	 OD (in)	 OD (mm)	 Approx Wt (lbs/ft)	 Approx Wt (kg/m)	 Max WP (psi)	 Max WP (bar)	 Perm Cplg Rec *	 Nom Std Pack Qty (ft)	 Pkg Type
SS122-1250	1-1/4	31.8	2	1.7	43.7	0.52	0.77	500	35	*	100	Coil
SS122-1500	1-1/2	38.1	2	2.0	50.0	0.63	0.94	500	35	*	100	Coil
SS122-2000	2	50.8	2	2.5	63.0	0.82	1.22	500	35	*	100	Coil
SS122-2500	2-1/2	63.5	4	3.1	78.7	1.28	1.90	500	35	*	100	Coil
SS122-3000	3	76.2	4	3.7	92.7	1.59	2.37	500	35	*	100	Coil
SS122-4000	4	101.6	4	4.7	118.4	2.10	3.13	500	35	*	100	Coil

WARNING: This product can expose you to chemicals including Carbon Black, which is known to the State of California to cause cancer. For more information go to www.p65warnings.ca.gov.

Tube: Black SBR

Reinforcement: Multiple textile plies

Cover: Black SBR; wrapped finish

Temp. Range: -40°F to +180°F (-40°C to +82°C)

Brand Method: Black text on blue stripe

Brand Example: PARKER SS122 HIGH PRESSURE JETTING HOSE XXX PSI WP

Design Factor: 4:1

Industry Standards: None applicable

Applications:

- Slurries, water
- Cleaning, stripping, washdown
- Construction, general industrial, oilfield, shipyards

Vacuum: Not recommended

WARNING! Couplings attached with bands or clamps may reduce the working pressure of the hose assembly to less than the maximum rated working pressure of the hose. Refer to the NAHAD Industrial Hose Assembly Guidelines.

STINGER™ II

High Pressure Mine and Multipurpose Hose

Series 7268E



Series 7268E is a versatile, high pressure hose commonly used in mining. The construction incorporates high tensile wire braid reinforcement that provides durability, kink resistance, high pressure capability, and superior coupling retention. The flame resistant bright yellow cover meets MSHA requirements and is also resistant to abrasion and oil.

Crimp Specifications

For currently qualified crimp specifications including coupling designation, refer to CrimpSource at www.parker.com/crimpsource.

# Part Number	ID (in)	ID (mm)	Reinf Layers	OD (in)	OD (mm)	Approx Wt (lbs/ft)	Approx Wt (kg/m)	Min Bend Rad (in)	Min Bend Rad (mm)	Max WP (psi)	Max WP (bar)	Perm Cplg Rec *	Nom Std Pack Qty (ft)	Pkg Type
7268E-751													524	Reel
7268E-751050	3/4	19.1	1	1.0	26.5	0.34	0.51	6	152	1000	69	HY, 43	50	Coil
7268E-751100													100	Coil
7268E-1001													524	Reel
7268E-1001050	1	25.4	1	1.3	34.0	0.50	0.75	8	203	1000	69	HY, 43	50	Coil
7268E-1001100													100	Coil
7268E-1251050													50	Coil
7268E-1251100	1-1/4	31.8	1	1.6	41.4	0.67	1.00	12	305	1000	69	HY, 43	100	Coil
7268E-1501050													50	Coil
7268E-1501100	1-1/2	38.1	1	1.9	48.0	0.86	1.28	14	356	1000	69	43	100	Coil
7268E-2001													50	Coil
7268E-2001100	2	50.8	1	2.4	62.0	1.14	1.70	18	457	1000	69	43	100	Coil

WARNING: This product can expose you to chemicals including Carbon Black, which is known to the State of California to cause cancer. For more information go to www.p65warnings.ca.gov.

Tube: Black chloroprene

Reinforcement: One wire braid

Cover: Yellow nitrile/PVC; perforated wrapped finish

Temp. Range: -20°F to +212°F (-29°C to +100°C)

Brand Method: Embossed (1-1/2" black ink)

Brand Example: PARKER SERIES 7268E STINGER II (ID)
1000 PSI MAX WP MSHA #

Design Factor: 4:1

Industry Standards: MSHA

Applications:

- Air, mild chemicals, oil, water
- Heavy duty air tools, compressors; drill hose, dust suppression in mines
- Construction, general industrial, mines and quarries

Vacuum: Not recommended

Compare to: Boston Concord Yellow Jack; ContiTech Minespray, Super Ortac;
Gates 1000MP/Mine Spray

WARNING! Couplings attached with bands or clamps may reduce the working pressure of the hose assembly to less than the maximum rated working pressure of the hose. Refer to the NAHAD Industrial Hose Assembly Guidelines.

HURRICANE™ Pressure Washer Hose

Series 7258



Series 7258/7258BL hose construction incorporates a high tensile wire braid reinforcement that provides durability, kink resistance and superior coupling retention. Both cover colors are resistant to oil and weathering.

NOTE: Do not use for carpet cleaning or steam service.

Crimp Specifications

For currently qualified crimp specifications including coupling designation, refer to CrimpSource at www.parker.com/crimpsource.

# Part Number	ID (in)	ID (mm)	Reinf Layers	OD (in)	OD (mm)	Approx Wt (lbs/ft)	Approx Wt (kg/m)	Min Bend Rad (in)	Min Bend Rad (mm)	Max WP (psi)	Max WP (bar)	Perm Cplg Rec *	Nom Std Pack Qty (ft)	Pkg Type
7258-250BK	1/4	6.4	1	0.500	12.7	0.14	0.21	2	38	3000	207	HY, 43	500	Reel
7258-380BK	3/8	9.5	1	0.620	15.7	0.19	0.28	2	51	3000	207	HY, 43	500	Reel
7258-501BK	1/2	12.7	1	0.700	18.9	0.23	0.34	3	76	2500	172	HY, 43	500	Reel
7258-250BL	1/4	6.4	1	0.500	12.7	0.14	0.21	2	38	3000	207	43	500	Reel
7258-380BL	3/8	9.5	1	0.620	15.7	0.19	0.28	2	51	3000	207	43	500	Reel
7258-501BL												HY, 43		

Factory Assemblies: Available from stock in popular configurations. Refer to the following page.

WARNING: This product can expose you to chemicals including Carbon Black, which is known to the State of California to cause cancer. For more information go to www.p65warnings.ca.gov.

Tube: Black chloroprene

Reinforcement: One wire braid

Cover: Black (BK) chloroprene, wrapped finish;
Blue (BL) chloroprene; perforated wrapped finish

Temp. Range: -40°F to +250°F (-40°C to +121°C)

Brand Method: White ink

Brand Example: PARKER SERIES 7258 HURRICANE™
3000 PSI MAX WP

Design Factor: 4:1 (1/2" @ 3.5:1)

Industry Standards: None applicable

Applications:

- Hot water, mild chemicals
- Agriculture, construction, general industrial, oilfield, shipyards

Vacuum: Not recommended

Compare to: Gates Power Clean

WARNING! Couplings attached with bands or clamps may reduce the working pressure of the hose assembly to less than the maximum rated working pressure of the hose. Refer to the NAHAD Industrial Hose Assembly Guidelines.

HURRICANE™ Pressure Washer Hose – Factory Assemblies

Series 7258BK (Black) and 7258BL (Blue)



Series 7258BK (Black)

# Part Number	ID (in)	Length (ft)	Approx Wt (lbs/ea)	Max WP (psi)	Fitting 1	Thread Size (in)	Fitting 2	Thread Size (in)	Std Pack Qty (ea)	Pkg Type
725825BKRS-600	1/4	50	7.25	3000	101HY-4-4	1/4 - 18	113HY-4-4	1/4 - 18	5	Carton
725838BKRS-600	3/8	50	9.85	3000	10143-6-6	3/8 - 18	11343-6-6	3/8 - 18	5	Carton

⚠ WARNING: This product can expose you to chemicals including Carbon Black, which is known to the State of California to cause cancer. For more information go to www.p65warnings.ca.gov.

Series 7258BL (Blue)

# Part Number	ID (in)	Length (ft)	Approx Wt (lbs/ea)	Max WP (psi)	Fitting 1	Thread Size (in)	Fitting 2	Thread Size (in)	Std Pack Qty (ea)	Pkg Type
725825BLRS-600	1/4	50	7.25	3000	101HY-4-4	1/4 - 18	113HY-4-4	1/4 - 18	5	Carton
725838BLRS-600	3/8	50	9.85	3000	10143-6-6	3/8 - 18	11343-6-6	3/8 - 18	5	Carton

⚠ WARNING: This product can expose you to chemicals including Carbon Black, which is known to the State of California to cause cancer. For more information go to www.p65warnings.ca.gov.

Temp Range: -40°F to +250°F (-40°C to +121°C)
Design Factor: 4:1
Crimped-on Carbon Steel Rigid Male x Swivel Male,
Black PVC Bend Restrictors Each End

Coiled and Tied, No Center Disc
NOTE: Refer to the previous page for bulk hose information.

Black Molded PVC Strain Relievers / Bend Restrictors

NOTE: Use only with Series 7258BK / 7258BL



# Part Number	Hose ID (in)	Hose ID (mm)	Strain Reliever ID (in)	Strain Reliever ID (mm)	Length (in)	Length (mm)	Std Pack Qty (ea)
S81550	1/4	6.4	0.530	13.5	7	177.8	Per Order
S81551	3/8	9.5	0.630	16.0	7	177.8	Per Order

⚠ WARNING: This product can expose you to chemicals including Lead, which is known to the State of California to cause cancer and birth defects or other reproductive harm. For more information go to www.p65warnings.ca.gov.

PWD™ High Pressure Washdown Hose

Series 7143



Series 7143 hose construction incorporates textile braided reinforcement for kink resistance and superior coupling retention. The non-marking cover is resistant to abrasion, heat, and fatty, oily foods.

NOTE: Do not use for steam service.















Other cover colors available:

BK = BLACK 

YL = YELLOW 

Crimp Specifications

For currently qualified crimp specifications including coupling designation, refer to CrimpSource at www.parker.com/crimpsource.

# Part Number	 ID (in)	 ID (mm)	 Reinf Layers	 OD (in)	 OD (mm)	 Approx Wt (lbs/ft)	 Approx Wt (kg/m)	 Min Bend Rad (in)	 Min Bend Rad (mm)	 Max WP (psi)	 Max WP (bar)	 Perm Cplg Rec *	 Nom Std Pack Qty (ft)	 Pkg Type
7143-382BK														
7143-382GY	3/8	9.5	2	0.7	18.6	0.20	0.30	4	102	1500	103	HY	700	Reel
7143-382YL														

WARNING: This product can expose you to chemicals including Carbon Black, which is known to the State of California to cause cancer. For more information go to www.p65warnings.ca.gov.

Tube: Black EPDM

Reinforcement: Multiple textile braids

Cover: Black (BK), Gray (GY), Yellow (YL) EPDM; smooth finish

Temp. Range: -40°F to +250°F (-40°C to +121°C)

Brand Method: Black ink on gray and yellow hose; white ink on black hose

Brand Example: PARKER SERIES 7143 PWD (ID) XXXX PSI MAX WP

Design Factor: 3.5:1

Industry Standards: None applicable

Applications:

- Hot water, mild chemicals
- Breweries, dairies, food/poultry processing plants, general industrial

Vacuum: Not recommended

Compare to: Boston Washdown 1250; ContiTech Fortress; Gates Cyclone

WARNING! Couplings attached with bands or clamps may reduce the working pressure of the hose assembly to less than the maximum rated working pressure of the hose. Refer to the NAHAD Industrial Hose Assembly Guidelines.

ECW™ Economy White Washdown Hose

Series 7079

















Series 7079 hose construction incorporates multiple plies of textile reinforcement that provide flexibility, and the white, non-marking cover is resistant to abrasion, heat and ozone.

NOTE: Do not expose to fatty or oily foods. Do not use for steam service.

Crimp Specifications

For currently qualified crimp specifications including coupling designation, refer to CrimpSource at www.parker.com/crimpsource.

# Part Number	 ID (in)	 ID (mm)	 Reinf Layers	 OD (in)	 OD (mm)	 Approx Wt (lbs/ft)	 Approx Wt (kg/m)	 Min Bend Rad (in)	 Min Bend Rad (mm)	 Max WP (psi)	 Max WP (bar)	 Perm Cplg Rec *	 Nom Std Pack Qty (ft)	 Pkg Type
7079-75304	3/4	19.1	4	1.2	29.4	0.50	0.75	5	127	300	21	HY	400	Reel
7079-7530450						0.50	0.75					HY	50	Carton

WARNING: This product can expose you to chemicals including Carbon Black, which is known to the State of California to cause cancer. For more information go to www.p65warnings.ca.gov.

Tube: Black EPDM

Reinforcement: Multiple textile plies

Cover: White EPDM; perforated smooth finish

Temp. Range: -40°F to +212°F (-40°C to +100°C)

Brand Method: Black ink

Brand Example: PARKER SERIES 7079 ECW™ ECONOMY WASHDOWN (ID) 300 PSI MAX WP

Design Factor: 4:1

Industry Standards: None applicable

Applications:

- Hot water, mild chemicals
- Breweries, dairies, food processing plants, general industrial

Vacuum: Not recommended

Compare to: ContiTech Sani-Wash 300

WARNING! Couplings attached with bands or clamps may reduce the working pressure of the hose assembly to less than the maximum rated working pressure of the hose. Refer to the NAHAD Industrial Hose Assembly Guidelines.

HDW™ Heavy Duty White Creamery Washdown Hose

















Series 7080

Series 7360 hose construction incorporates multiple plies of textile reinforcement that provide flexibility, and the white, non-marking cover is resistant to abrasion, heat and ozone.

NOTE: Do not expose to fatty or oily foods.

Crimp Specifications

For currently qualified crimp specifications including coupling designation, refer to CrimpSource at www.parker.com/crimpsource.

# Part Number	 ID (in)	 ID (mm)	 Reinf Layers	 OD (in)	 OD (mm)	 Approx Wt (lbs/ft)	 Approx Wt (kg/m)	 Min Bend Rad (in)	 Min Bend Rad (mm)	 Max WP (psi)	 Max WP (bar)	 Perm Cplg Rec *	 Nom Std Pack Qty (ft)	 Pkg Type
7080-75304	3/4	19.1	4	1.3	31.8	0.48	0.72	7	165	300	21	HY	400	Reel
7080-7530450												HY	50	Carton

WARNING: This product can expose you to chemicals including Carbon Black, which is known to the State of California to cause cancer. For more information go to www.p65warnings.ca.gov.

Tube: Black EPDM

Reinforcement: Multiple textile plies

Cover: White EPDM; perforated smooth finish

Temp. Range: -40°F to +212°F (-40°C to +100°C)

Brand Method: Black ink

Brand Example: PARKER SERIES 7080 HDW™
CREAMERY WASHDOWN (ID)
300 PSI MAX WP

Design Factor: 4:1

Industry Standards: None applicable

Applications:

- Hot water, mild chemicals
- Breweries, dairies, food processing plants, general industrial

Vacuum: Not recommended

Compare to: ContiTech Plicord Washdown

WARNING! Couplings attached with bands or clamps may reduce the working pressure of the hose assembly to less than the maximum rated working pressure of the hose. Refer to the NAHAD Industrial Hose Assembly Guidelines.

White Washdown Hose

Series 7360















Series 7360 hose construction incorporates multiple plies of textile reinforcement that provide flexibility, and the white, non-marking cover is resistant to abrasion, heat and ozone.



NOTE: Do not expose to fatty or oily foods.

Crimp Specifications

For currently qualified crimp specifications including coupling designation, refer to CrimpSource at www.parker.com/crimpsource.

# Part Number	 ID (in)	 ID (mm)	 Reinf Layers	 OD (in)	 OD (mm)	 Approx Wt (lbs/ft)	 Approx Wt (kg/m)	 Min Bend Rad (in)	 Min Bend Rad (mm)	 Max WP (psi)	 Max WP (bar)	 Perm Cplg Rec *	 Nom Std Pack Qty (ft)	 Pkg Type
7360-75150	3/4	19.1	2	1.3	31.8	0.45	0.67	6	152	150	10	*	50	Coil
7360-75150100												*	100	Coil

WARNING: This product can expose you to chemicals including Carbon Black, which is known to the State of California to cause cancer. For more information go to www.p65warnings.ca.gov.

Tube: White SBR

Reinforcement: Multiple textile plies

Cover: White SBR; wrapped finish

Temp. Range: -20°F to +212°F (-29°C to +100°C)

Brand Method: White text on blue stripe

Brand Example: PARKER SERIES 7360 WASHDOWN HOSE 150 PSI WP

Design Factor: 4:1

Industry Standards: None applicable

Applications:

- Hot water
- Breweries, dairies, food processing plants, general industrial, oil rigs, paper mills

Vacuum: Not recommended

Compare to: ContiTech Plicord Washdown

WARNING! Couplings attached with bands or clamps may reduce the working pressure of the hose assembly to less than the maximum rated working pressure of the hose. Refer to the NAHAD Industrial Hose Assembly Guidelines.

Contractor's Water Hose – Factory Assemblies

Series 7055 (Black) and Series 7093CW (Black)



Series 7055 is designed as a lightweight, abrasion and weather resistant hose for general industrial water service. The factory-installed, crimped-on lightweight brass couplings provide a secure hose/fitting interface, and the male and female garden hose ends provide easy, quick and secure connections.

Series 7093CW is designed as a lightweight, abrasion and weather resistant rubber hose for general industrial water service. The factory-installed, crimped-on lightweight brass male and female garden hose couplings provide a secure hose/fitting interface, along with easy, quick and secure connections.

Series 7055 (Black)

# Part Number	ID		Length		Approx Wt		Max WP		Std Pack Qty (ea)	Pkg Type
	(in)	(mm)	(ft)	(m)	(lbs/ea)	(kg/ea)	(psi)	(bar)		
7055GHT63-300	5/8	15.9	25	7.62	4.91	2.23	100	7	10	Carton
7055GHT63-600			50	15.24	9.32	4.23			5	Carton
7055GHT75-300	3/4	19.1	25	7.62	7.23	3.28	100	7	6	Carton
7055GHT75-600			50	15.24	13.87	6.29			3	Carton

WARNING: This product can expose you to chemicals including Carbon Black, which is known to the State of California to cause cancer. For more information go to www.p65warnings.ca.gov.

Series 7093CW (Black)

# Part Number	ID		Length		Approx Wt		Max WP		Std Pack Qty (ea)	Pkg Type
	(in)	(mm)	(ft)	(m)	(lbs/ea)	(kg/ea)	(psi)	(bar)		
7093BCWGH-600	3/4	19.1	50	15.24	16.21	7.35	200	14	3	Carton

WARNING: This product can expose you to chemicals including Carbon Black, which is known to the State of California to cause cancer. For more information go to www.p65warnings.ca.gov.

Temp Range: -40°F to +180°F (-40°C to +82°C)

Coiled and Tied: No Center Disc

Design Factor: 4:1

Crimped-on Brass: Male x Female Garden Hose Thread Couplings

Softwall Furnace Door Coolant Hose

Nonconductive Series 7385














Series 7385 is an industrial cooling/water hose for worksites that require a hose to withstand extreme external temperatures. The durable, heat resistant aramid cover withstands steel splashes and external heat radiation. The hose construction is electrically nonconductive with a minimum resistance of one megaohm per inch at 1000 volts DC.

NOTE: The user must determine if the hose is suitable for applications subject to electrical hazard. Contact Parker for additional information.

Crimp Specifications

For currently qualified crimp specifications including coupling designation, refer to CrimpSource at www.parker.com/crimpsource.

#														
Part Number	ID (in)	ID (mm)	Reinf Layers	OD (in)	OD (mm)	Approx Wt (lbs/ft)	Approx Wt (kg/m)	Min Bend Rad (in)	Min Bend Rad (mm)	Max WP (psi)	Max WP (bar)	Perm Cplg Rec *	Nom Std Pack Qty (ft)	Pkg Type
7385-0500	1/2	12.7	2	1.0	24.6	0.33	0.49	5	127	150	10	*	100	Coil
7385-0750	3/4	19.1	2	1.3	32.0	0.49	0.73	6	152	150	10	*	100	Coil
7385-1000	1	25.4	2	1.4	36.6	0.51	0.76	8	203	150	10	*	100	Coil
7385-1250	1-1/4	31.8	2	1.7	43.6	0.66	0.98	9	229	150	10	*	100	Coil
7385-1500	1-1/2	38.1	2	2.1	54.2	1.11	1.65	12	305	150	10	*	100	Coil
7385-2000	2	50.8	4	2.7	68.1	1.38	2.06	24	610	150	10	*	100	Coil

WARNING: This product can expose you to chemicals including Carbon Black, which is known to the State of California to cause cancer. For more information go to www.p65warnings.ca.gov.

Tube: Black SBR

Reinforcement: Multiple textile plies

Cover: Off-white aramid fabric; wrapped finish

Temp. Range: Internal: -20°F to +212°F (-29°C to +100°C)

External: to +572°F (+300°C)

Brand Method: Not branded

Design Factor: 4:1

Industry Standards: Nonconductive

Applications:

- Hot water
- Furnaces and industrial cooling systems
- Foundries, glassworks, steel mills

Vacuum: Not recommended

Compare to: ContiTech Plicord Furnace Door; Kuriyama Furnace Door Coolant

WARNING! Couplings attached with bands or clamps may reduce the working pressure of the hose assembly to less than the maximum rated working pressure of the hose. Refer to the NAHAD Industrial Hose Assembly Guidelines.

EPDM Water Discharge Hose













Series 7306E



Series 7306E is a lightweight discharge hose designed to handle alkalis, brine, glycols, herbicides, mild chemicals, slurries and water. The EPDM cover is resistant to abrasion, heat, mild chemicals and weathering.

Crimp Specifications

For currently qualified crimp specifications including coupling designation, refer to CrimpSource at www.parker.com/crimpsource.

# Part Number	 ID (in)	 ID (mm)	 Reinf Layers	 OD (in)	 OD (mm)	 Approx Wt (lbs/ft)	 Approx Wt (kg/m)	 Max WP (psi)	 Max WP (bar)	 Perm Cplg Rec *	 Nom Std Pack Qty (ft)	 Pkg Type
7306E-1500	1-1/2	38.1	2	1.8	46.0	0.42	0.63	150	10	*	100	Coil
7306E-2000	2	50.8	2	2.4	58.4	0.65	0.97	150	10	*	100	Coil
7306E-2500	2-1/2	63.5	2	2.9	71.1	0.80	1.19	150	10	*	100	Coil
7306E-3000	3	76.2	2	3.3	84.1	1.10	1.64	150	10	*	100	Coil
7306E-4000	4	102.0	2	4.3	110.0	1.35	2.01	150	10	*	100	Coil

WARNING: This product can expose you to chemicals including Carbon Black, which is known to the State of California to cause cancer. For more information go to www.p65warnings.ca.gov.

Tube: Black EPDM

Reinforcement: Multiple textile plies

Cover: Black EPDM; wrapped finish

Temp. Range: -20°F to +180°F (-29°C to +82°C)

Brand Method: White text on blue stripe

Brand Example: PARKER SERIES 7306E WATER DISCHARGE HOSE
XXX PSI MAX WP 25

Industry Standards: None applicable

Applications:

- Alkalies, brine, glycols, herbicides, mild chemicals, slurries, water
- Agriculture, construction, general industrial, irrigation, surface mining

Vacuum: Not recommended

Compare to: ContiTech Plicord Water Discharge 150

WARNING! Couplings attached with bands or clamps may reduce the working pressure of the hose assembly to less than the maximum rated working pressure of the hose. Refer to the NAHAD Industrial Hose Assembly Guidelines.

Premium Contractor's Water Hose – Factory Assemblies

Series PR (Black EPDM)



Series PR is designed as a durable, lightweight, abrasion and weather resistant hose for agriculture, construction or general industrial water service. The factory-installed, crimped-on lightweight, crush resistant nickel-plated brass couplings provide a secure hose/fitting interface, and the male and female garden hose ends provide easy, quick and secure connections.

# Part Number	⊙		↔		⚖		⌚		⏪	📦
	ID (in)	ID (mm)	Length (ft)	Length (m)	Approx Wt (lbs/ea)	Approx Wt (kg/ea)	Max WP (psi)	Max WP (bar)	Std Pack Qty (ea)	Pkg Type
PR5825	5/8	15.9	25	7.62	5.58	2.53	125	9	8	Carton
PR5850			50	15.24	10.66	4.84			4	Carton
PR5875			75	22.86	15.86	7.19			3	Carton
PR58100			100	30.48	20.94	9.50			2	Carton
PR3450	3/4	19.1	50	15.24	14.07	6.38	125	9	3	Carton

⚠ WARNING: This product can expose you to chemicals including Carbon Black, which is known to the State of California to cause cancer. For more information go to www.p65warnings.ca.gov.

Temp Range: -40°F to +180°F (-40°C to +82°C)
Design Factor: 4:1
Crimped-on Crush Resistant Nickel Plated Brass

Male x Female Garden Hose Thread Couplings
Display Coils with Parker Center Retail Packaging Disc

Premium Hot Water Hose – Factory Assemblies

Series HWR (Red EPDM)



Series HWR is designed as a lightweight, abrasion and weather resistant hose for general industrial/commercial hot water (to 212°F) water service. The factory-installed, crimped-on crush resistant nickel-plated brass couplings provide a secure hose/fitting interface, and the male and female garden hose ends provide easy, quick and secure connections.

# Part Number	⊙		↔		⚖		⌚		⏪	📦
	ID (in)	ID (mm)	Length (ft)	Length (m)	Approx Wt (lbs/ea)	Approx Wt (kg/ea)	Max WP (psi)	Max WP (bar)	Std Pack Qty (ea)	Pkg Type
HWR5825	5/8	15.9	25	7.62	5.73	2.60	125	9	8	Carton
HWR5850			50	15.24	10.95	4.97			4	Carton
HWR5875			75	22.86	16.30	7.39			3	Carton
HWR58100			100	30.48	21.52	9.76			2	Carton
HWR3450	3/4	19.1	50	15.24	14.36	6.51	125	9	2	Carton

⚠ WARNING: This product can expose you to chemicals including Lead, which is known to the State of California to cause cancer and birth defects or other reproductive harm. For more information go to www.p65warnings.ca.gov.

Temp Range: -40°F to +212°F (-40°C to +100°C)
Design Factor: 4:1

Male x Female Garden Hose Thread Couplings
Display Coils with Parker Center Retail Packaging Disc

Premium Rubber Garden Hose – Factory Assemblies

Series RGR (Green EPDM)

Series RGR is designed as a lightweight, abrasion and weather resistant hose for general consumer/commercial water service. The green color naturally blends in with grass, plants and a garden/landscape environment. The factory-installed, crimped-on crush resistant nickel-plated brass couplings provide a secure hose/fitting interface, and the male and female garden hose ends provide easy, quick and secure connections.



# Part Number	ID (in)	ID (mm)	Length (ft)	Length (m)	Approx Wt (lbs/ea)	Approx Wt (kg/ea)	Max WP (psi)	Max WP (bar)	Std Pack Qty (ea)	Pkg Type
RGR1250	1/2	12.7	50	15.24	7.68	3.48	100	7	6	Carton
RGR12100			100	30.48	14.78	6.70			3	Carton
RGR5825	5/8	15.9	25	7.62	5.81	2.64	125	9	8	Carton
RGR5850			50	15.24	11.01	4.99			4	Carton
RGR5875	5/8	15.9	75	22.86	16.20	7.35	125	9	3	Carton
RGR58100			100	30.48	21.39	9.70			2	Carton

WARNING: This product can expose you to chemicals including Lead, which is known to the State of California to cause cancer and birth defects or other reproductive harm. For more information go to www.p65warnings.ca.gov.

Temp Range: -40°F to +180°F (-40°C to +82°C)
Design Factor: 4:1 (1/2" @ 3.5:1)
Crimped-on Crush Resistant Nickel Plated Brass,

Male x Female Garden Hose Thread Couplings
Display Coils with Parker Center Retail Packaging Disc

Welding Hose



SIAMEEZ®

Grade T Twin Line Welding Hose

Red – Fuel Gas Line;
Green – Oxygen Line














Series 7109



Series 7109 features a flame resistant and oil resistant tube and cover. The red line is compatible with commonly used fuel gases and the green line is compatible with oxygen. The cover is resistant to abrasion, flame, mild chemicals, oil and ozone. Grade T is the only grade of welding hose recognized by the Compressed Gas Association (CGA) for oxy-fuel gas welding applications.

Crimp Specifications

For currently qualified crimp specifications including coupling designation, refer to CrimpSource at www.parker.com/crimpsource.

#													
Part Number	ID (in)	ID (mm)	Reinf Layers	OD (in)	OD (mm)	Approx Wt (lbs/ft)	Approx Wt (kg/m)	Min Bend Rad (in)	Min Bend Rad (mm)	Max WP (psi)	Max WP (bar)	Nom Std Pack Qty (ft)	Pkg Type
7109-191	3/16	4.8	2	0.4	11.1	0.16	0.24	2	51	200	14	800	Reel
7109-251	1/4	6.4	2	0.5	13.5	0.21	0.31	3	64	200	14	800	Reel
7109-381	3/8	9.5	2	0.7	16.7	0.32	0.48	4	102	200	14	700	Reel

WARNING: This product can expose you to chemicals including 1,3-Butadiene, which is known to the State of California to cause cancer and birth defects or other reproductive harm. For more information go to www.p65warnings.ca.gov.


Tube: Black chloroprene

Reinforcement: Multiple textile plies

Cover: Green (oxygen) or Red (fuel gas) chloroprene; smooth finish

Temp. Range: -40°F to +200°F (-40°C to +93°C)

Brand Method: White ink (red hose line)

Brand Example: PARKER 7109 WELDING  WARNING FUEL GAS (ID) MAX WP 200 PSI ARPM/CGA IP-7-(YEAR) STD DUTY GRADE T COUPLE WITH ONE INCH FERRULES

Design Factor: 4:1

Industry Standards: ARPM IP-7; CGA E-1

Applications:

- Red: Acetylene, hydrogen, natural gas, propane, propylene
- Green: Oxygen
- Bending, brazing, cutting, fabricating, gouging, joining, piercing, pre-heating, post-heating, severing, soldering, straightening, surfacing, trimming
- Assembly and fabrication shops, construction, factories, foundries, mines, oil rigs, plumbing, railyards, salvage, scrapyards, shipyards, steel mills

Vacuum: Not recommended

Compare to: ContiTech Twinline Grade T; Thermoid Tuline Grade T

WARNING! Do not attempt to re-couple, repair or splice hose assemblies; replace all assemblies that show signs of abrading, abuse, age, damage or fatigue. Refer to ARPM IP-7, Specifications for Rubber Welding Hose and Hose Technical Bulletin 11-5, Guide for Use, Maintenance and Inspection of Welding Hose. Refer to CGA Safety Bulletin SB-11, *Use of Rubber Welding Hose*. Refer to the Safety & Technical Information section of this catalog for further information.

Grade T Single Line Welding

Series 7141 (Red – Fuel Gas Line)

Series 7142 (Green – Oxygen Line)



Series 7141/7142 features a flame resistant and oil resistant tube and cover. Red series 7141 is only for fuel service. Green Series 7142 is only for oxygen service. Single line welding hose is available in long continuous lengths, providing maximum versatility and ease of handling. The hose cover is resistant to abrasion, mild chemicals, flame, oil and ozone—significant for combination plasma/oxy-fuel welding and cutting equipment applications, which frequently generate intense amounts of ozone and also require Grade T fuel gas hose. Grade T is the only grade of welding hose recognized by the Compressed Gas Association (CGA) for oxy-fuel gas welding applications.

NOTE: Grade T is also suitable for use with inert gas.

Series 7141 (Red – Fuel Gas Line)

Crimp Specifications

For currently qualified crimp specifications including coupling designation, refer to CrimpSource at www.parker.com/crimpsource.

#														
Part Number	ID (in)	ID (mm)	Reinf Layers	OD (in)	OD (mm)	Approx Wt (lbs/ft)	Approx Wt (kg/m)	Min Bend Rad (in)	Min Bend Rad (mm)	Max WP (psi)	Max WP (bar)	Perm Cplg Rec *	Nom Std Pack Qty (ft)	Pkg Type
7141-19200	3/16	4.8	2	0.4	11.1	0.08	0.12	2	51	200	14	*	800	Reel
7141-25200	1/4	6.4	2	0.5	13.5	0.10	0.15	3	64	200	14	*	800	Reel
7141-38200	3/8	9.5	2	0.7	16.7	0.16	0.24	4	102	200	14	HY	700	Reel
7141-50200	1/2	12.7	4	0.9	22.2	0.29	0.43	5	127	200	14	HY	500	Reel
7141-75200	3/4	19.1	4	1.2	29.4	0.43	0.64	6	152	200	14	HY, CGHBL, *	400	Reel

Welding Couplings: As specified in CGA publication E-1. Bulk welding hose couplings are not sold separately by Parker (except 3/4").

WARNING: This product can expose you to chemicals including 1,3-Butadiene, which is known to the State of California to cause cancer and birth defects or other reproductive harm. For more information go to www.p65warnings.ca.gov.

Tube: Black chloroprene

Reinforcement: Multiple textile plies

Cover: Series 7141: Red chloroprene; ribbed finish (3/4" smooth finish)
Series 7142: Green chloroprene; ribbed finish (3/4" smooth finish)

Temp. Range: -40°F to +200°F (-40°C to +93°C)

Brand Method: Series 7141: White ink
Series 7142: Black ink

Brand Example: Series 7141: PARKER 7141 WELDING ⚠️
WARNING FUEL GAS (ID) MAX WP 200
PSI ARPM/CGA IP-7-(YEAR) STD DUTY
GRADE T COUPLE WITH ONE INCH
FERRULES
Series 7142: PARKER 7142 WELDING ⚠️
WARNING OXYGEN (ID) MAX WP 200
PSI ARPM/CGA IP-7-(YEAR) STD DUTY
GRADE T COUPLE WITH ONE INCH
FERRULES

Design Factor: 4:1

Industry Standards: ARPM IP-7; CGA E-1

Applications:

- Series 7141 (red): Acetylene hydrogen, natural gas, propane, propylene Series 7142 (green): Oxygen
- Bending, brazing, cutting, fabricating, gouging, joining, piercing, pre-heating, post-heating, severing, soldering, straightening, surfacing, trimming
- Assembly and fabrication shops, construction, factories, foundries, mines, oil rigs, plumbing, rail yards, salvage, scrapyards, shipyards, steel mills

Vacuum: Not recommended

Compare to: ContiTech Variflex Single Line Grade T;
Thermoid Single Line Corrugated Grade T
Welding

Grade T Single Line Welding

Series 7141 (Red – Fuel Gas Line)

Series 7142 (Green – Oxygen Line)



Series 7141/7142 features a flame resistant and oil resistant tube and cover. Red series 7141 is only for fuel service. Green Series 7142 is only for oxygen service. Single line welding hose is available in long continuous lengths, providing maximum versatility and ease of handling. The hose cover is resistant to abrasion, mild chemicals, flame, oil and ozone—significant for combination plasma/oxy-fuel welding and cutting equipment applications, which frequently generate intense amounts of ozone and also require Grade T fuel gas hose. Grade T is the only grade of welding hose recognized by the Compressed Gas Association (CGA) for oxy-fuel gas welding applications.

NOTE: Grade T is also suitable for use with inert gas.

Series 7142 (Green – Oxygen Line)

Crimp Specifications

For currently qualified crimp specifications including coupling designation, refer to CrimpSource at www.parker.com/crimpsource.

#														
Part Number	ID (in)	ID (mm)	Reinf Layers	OD (in)	OD (mm)	Approx Wt (lbs/ft)	Approx Wt (kg/m)	Min Bend Rad (in)	Min Bend Rad (mm)	Max WP (psi)	Max WP (bar)	Perm Cplg Rec *	Nom Std Pack Qty (ft)	Pkg Type
7142-19200	3/16	4.8	2	0.4	11.1	0.08	0.12	2	51	200	14	*	800	Reel
7142-25200	1/4	6.4	2	0.5	13.5	0.10	0.15	3	64	200	14	*	800	Reel
7142-38200	3/8	9.5	2	0.7	16.7	0.16	0.24	4	102	200	14	HY	700	Reel
7142-50200	1/2	12.7	4	0.9	22.2	0.29	0.43	5	127	200	14	HY	500	Reel
7142-75200	3/4	19.1	4	1.2	29.4	0.43	0.64	6	152	200	14	HY, CGHBL, *	400	Reel

Welding Couplings: As specified in CGA publication E-1. Bulk welding hose couplings are not sold separately by Parker (except 3/4").

WARNING: This product can expose you to chemicals including 1,3-Butadiene, which is known to the State of California to cause cancer and birth defects or other reproductive harm. For more information go to www.p65warnings.ca.gov.

Tube: Black chloroprene

Reinforcement: Multiple textile plies

Cover: Series 7141: Red chloroprene; ribbed finish (3/4" smooth finish)

Series 7142: Green chloroprene; ribbed finish (3/4" smooth finish)

Temp. Range: -40°F to +200°F (-40°C to +93°C)

Brand Method: Series 7141: White ink

Series 7142: Black ink

Brand Example: Series 7141: PARKER 7141 WELDING ⚠
 WARNING FUEL GAS (ID) MAX WP 200 PSI
 ARPM/CGA IP-7-(YEAR) STD DUTY GRADE T
 COUPLE WITH ONE INCH FERRULES
 Series 7142: PARKER 7142 WELDING ⚠
 WARNING OXYGEN (ID) MAX WP 200 PSI
 ARPM/CGA IP-7-(YEAR) STD DUTY GRADE T
 COUPLE WITH ONE INCH FERRULES

Design Factor: 4:1

Industry Standards: ARPM IP-7; CGA E-1

Applications:

- Series 7141 (red): Acetylene hydrogen, natural gas, propane, propylene Series 7142 (green): Oxygen
- Bending, brazing, cutting, fabricating, gouging, joining, piercing, pre-heating, post-heating, severing, soldering, straightening, surfacing, trimming
- Assembly and fabrication shops, construction, factories, foundries, mines, oil rigs, plumbing, rail yards, salvage, scrapyards, shipyards, steel mills

Vacuum: Not recommended

Compare to: ContiTech Variflex Single Line Grade T; Thermoid Single Line Corrugated Grade T Welding

WARNING! Do not attempt to re-couple, repair or splice hose assemblies; replace all assemblies that show signs of abrading, abuse, age, damage or fatigue. Refer to ARPM IP-7, Specifications for Rubber Welding Hose and Hose Technical Bulletin 11-5, Guide for Use, Maintenance and Inspection of Welding Hose. Refer to CGA Safety Bulletin SB-11, *Use of Rubber Welding Hose*. Refer to the Safety & Technical Information section of this catalog for further information.

SIAMEEZ®

Grade R Twin Line Welding Hose

Red – Acetylene Only;
Green – Oxygen Line

Series 7126



Series 7126 red line is compatible ONLY with acetylene fuel gas, and the green line is compatible with oxygen. Multiple plies of textile reinforcement provides flexibility. The cover is resistant to abrasion, heat, mild chemicals and ozone.

Crimp Specifications

For currently qualified crimp specifications including coupling designation, refer to CrimpSource at www.parker.com/crimpsource.

#													
Part Number	ID (in)	ID (mm)	Reinf Layers	OD (in)	OD (mm)	Approx Wt (lbs/ft)	Approx Wt (kg/m)	Min Bend Rad (in)	Min Bend Rad (mm)	Max WP (psi)	Max WP (bar)	Nom Std Pack Qty (ft)	Pkg Type
7126-191	3/16	4.8	2	0.4	11.1	0.13	0.19	2	51	200	14	800	Reel
7126-251	1/4	6.4	2	0.5	13.5	0.20	0.30	3	64	200	14	800	Reel
7126-381	3/8	9.5	2	0.7	16.7	0.29	0.43	4	102	200	14	700	Reel

Factory Assemblies: Available from stock in popular configurations. See the following page.

WARNING: This product can expose you to chemicals including Carbon Black, which is known to the State of California to cause cancer. For more information go to www.p65warnings.ca.gov.

Tube: Black EPDM

Reinforcement: Multiple textile plies

Cover: Red (acetylene) or Green (oxygen) EPDM; smooth finish

Temp. Range: -40°F to +200°F (-40°C to +93°C)

Brand Method: White ink on red hose

Brand Example: PARKER 7126 WELDING ⚠ WARNING ACETYLENE ONLY (ID) MAX WP 200 PSI ARPM IP-7-(YEAR) STD DUTY GRADE R COUPLE WITH ONE INCH FERRULES

Design Factor: 4:1

Industry Standards: ARPM IP-7

Applications:

- Red: Acetylene ONLY Green: Oxygen
- Bending, brazing, cutting, fabricating, gouging, joining, piercing, pre-heating, post-heating, severing, soldering, straightening, surfacing, trimming
- Assembly and fabrication shops, construction, factories, foundries, mines, oil rigs, plumbing, rail yards, salvage, scrapyards, shipyards, steel mills

Vacuum: Not recommended

Compare to: ContiTech Twinline Grade R; Thermoid Tuline Grade R

WARNING! Do not attempt to re-couple, repair or splice hose assemblies; replace all assemblies that show signs of abrading, abuse, age, damage or fatigue. Refer to ARPM IP-7, Specifications for Rubber Welding Hose and Hose Technical Bulletin 11-5, Guide for Use, Maintenance and Inspection of Welding Hose. Refer to CGA Safety Bulletin SB-11, *Use of Rubber Welding Hose*. Refer to the Safety & Technical Information section of this catalog for further information.

Grade R Single Line Welding Hose



Series 7120 (Red – Acetylene Only)
 Series 7121 and Series 7031(R)
 (Green – Oxygen Line)

Series 7120/7121 is a single line acetylene/oxygen welding hose. Red Series 7120 is only for acetylene service. Green Series 7121 is only for oxygen service. Single line welding hose is available in long continuous lengths, providing maximum versatility and ease of handling in a variety of applications where only single line hose is needed or where the fuel gas and oxygen sources are separated, and twin line hose is not practical. The cover is resistant to abrasion, heat, mild chemicals and ozone.

NOTES: • For 3/4" Grade R oxygen hose, refer to Series 7031(R). • Grade R is also suitable for use with inert gas.

Series 7120 (Red – Acetylene line only)

Crimp Specifications														
For currently qualified crimp specifications including coupling designation, refer to CrimpSource at www.parker.com/crimpsource .														
#	ID (in)	ID (mm)	Reinf Layers	OD (in)	OD (mm)	Approx Wt (lbs/ft)	Approx Wt (kg/m)	Min Bend Rad (in)	Min Bend Rad (mm)	Max WP (psi)	Max WP (bar)	Perm Cplg Rec *	Nom Std Pack Qty (ft)	Pkg Type
7120-19200	3/16	4.8	2	0.4	11.1	0.08	0.12	2	51	200	14	*	800	Reel
7120-25200	1/4	6.4	2	0.5	13.5	0.10	0.15	3	64	200	14	*	800	Reel
7120-38200	3/8	9.5	2	0.7	16.7	0.14	0.21	4	102	200	14	*	700	Reel
7120-50200	1/2	12.7	4	0.9	22.2	0.26	0.39	5	127	200	14	*	500	Reel

Welding Couplings: As specified in CGA publication E-1. Bulk welding hose couplings are not sold separately by Parker (except 3/4")

WARNING: This product can expose you to chemicals including Carbon Black, which is known to the State of California to cause cancer. For more information go to www.p65warnings.ca.gov.

Tube: Black EPDM

Reinforcement: Multiple textile plies

Cover: Series 7120: Red (acetylene) EPDM; ribbed finish
 Series 7121: Green (oxygen) EPDM; ribbed finish
 Series 7031(R): Green (oxygen) EPDM; smooth finish

Temp. Range: -40°F to +200°F (-40°C to +93°C)

Brand Method: Series 7120: White ink

Series 7121/7031(R): Black ink

Brand Example: Series 7120: PARKER 7120 WELDING ⚠ WARNING ACETYLENE ONLY (ID) MAX WP 200 PSI ARPM IP-7-(YEAR) STD DUTY GRADE R COUPLE WITH ONE INCH FERRULES
 Series 7121: PARKER 7121 WELDING ⚠ WARNING OXYGEN (ID) MAX WP 200 PSI ARPM IP-7-(YEAR) STD DUTY GRADE R COUPLE WITH ONE INCH FERRULES
 Series 7031(R): PARKER 7031 GST® II/ OXYGEN (ID) MAX WP 300 PSI (200 PSI OXYGEN) ARPM IP-7-(YEAR) STD DUTY GRADE R)

Design Factor: 4:1

Industry Standards: ARPM IP-7

Applications:

- Series 7120 (red): Acetylene ONLY
- Series 7121 and 7031(R) (green): Oxygen
- Bending, brazing, cutting, fabricating, gouging, joining, piercing, pre-heating, post-heating, severing, soldering, straightening, surfacing, trimming
- Assembly and fabrication shops, construction, factories, foundries, mines, oil rigs, plumbing, rail yards, salvage, scrapyards, shipyards, steel mills

Vacuum: Not recommended

Compare to: Thermoid Green GP/Oxygen

Grade R Single Line Welding Hose



Series 7120 (Red – Acetylene Only)
 Series 7121 and Series 7031(R)
 (Green – Oxygen Line)

Series 7120/7121 is a single line acetylene/oxygen welding hose. Red Series 7120 is only for acetylene service. Green Series 7121 is only for oxygen service. Single line welding hose is available in long continuous lengths, providing maximum versatility and ease of handling in a variety of applications where only single line hose is needed or where the fuel gas and oxygen sources are separated, and twin line hose is not practical. The cover is resistant to abrasion, heat, mild chemicals and ozone.

- NOTES:**
- For 3/4" Grade R oxygen hose, refer to Series 7031(R).
 - Grade R is also suitable for use with inert gas.

Series 7121/7031(R) (Green – Oxygen Line)

Crimp Specifications

For currently qualified crimp specifications including coupling designation, refer to CrimpSource at www.parker.com/crimpsource.

# Part Number	ID (in)	ID (mm)	Reinf Layers	OD (in)	OD (mm)	Approx Wt (lbs/ft)	Approx Wt (kg/m)	Min Bend Rad (in)	Min Bend Rad (mm)	Max WP (psi)	Max WP (bar)	Perm Cplg Rec *	Nom Std Pack Qty (ft)	Pkg Type
7121-19200	3/16	4.8	2	0.4	11.1	0.08	0.12	2	51	200	14	*	800	Reel
7121-25200	1/4	6.4	2	0.5	13.5	0.10	0.15	3	64	200	14	*	800	Reel
7121-38200	3/8	9.5	2	0.7	16.7	0.14	0.21	4	102	200	14	*	700	Reel
7121-50200	1/2	12.7	4	0.9	22.2	0.26	0.39	5	127	200	14	*	500	Reel
7031-75304R	3/4	19.1	4	1.2	29.4	0.37	0.55	6	152	300†	21†	HY	400	Reel
HY												50	Carton	

† 200 psi (13.8 bar) maximum recommended working pressure for oxygen service.

Welding Couplings: As specified in CGA publication E-1. Bulk welding hose couplings are not sold separately by Parker (except 3/4")

WARNING: This product can expose you to chemicals including Carbon Black, which is known to the State of California to cause cancer. For more information go to www.p65warnings.ca.gov.

Tube: Black EPDM

Reinforcement: Multiple textile plies

Cover: Series 7120: Red (acetylene) EPDM; ribbed finish
 Series 7121: Green (oxygen) EPDM; ribbed finish
 Series 7031(R): Green (oxygen) EPDM; smooth finish

Temp. Range: -40°F to +200°F (-40°C to +93°C)

Brand Method: Series 7120: White ink
 Series 7121/7031(R): Black ink

Brand Example: Series 7120: PARKER 7120 WELDING ⚠
 WARNING ACETYLENE ONLY (ID) MAX WP 200 PSI ARPM IP-7-(YEAR) STD DUTY GRADE R COUPLE WITH ONE INCH FERRULES
 Series 7121: PARKER 7121 WELDING ⚠
 WARNING OXYGEN (ID) MAX WP 200 PSI ARPM IP-7-(YEAR) STD DUTY GRADE R COUPLE WITH ONE INCH FERRULES
 Series 7031(R): PARKER 7031 GST® II/OXYGEN (ID) MAX WP 300 PSI (200 PSI OXYGEN) ARPM IP-7-(YEAR) STD DUTY GRADE R

Design Factor: 4:1

Industry Standards: ARPM IP-7

Applications:

- Series 7120 (red): Acetylene ONLY
- Series 7121 and 7031(R) (green): Oxygen
- Bending, brazing, cutting, fabricating, gouging, joining, piercing, pre-heating, post-heating, severing, soldering, straightening, surfacing, trimming
- Assembly and fabrication shops, construction, factories, foundries, mines, oil rigs, plumbing, rail yards, salvage, scrapyards, shipyards, steel mills

Vacuum: Not recommended

Compare to: Thermoid Green GP/Oxygen

WARNING! Do not attempt to re-couple, repair or splice hose assemblies; replace all assemblies that show signs of abrading, abuse, age, damage or fatigue. Refer to ARPM IP-7, Specifications for Rubber Welding Hose and Hose Technical Bulletin 11-5, Guide for Use, Maintenance and Inspection of Welding Hose. Refer to CGA Safety Bulletin SB-11, *Use of Rubber Welding Hose*. Refer to the Safety & Technical Information section of this catalog for further information.

Inert Gas Hose

Series 7123



Series 7123 hose construction incorporates multiple plies of textile reinforcement that provide flexibility, and the cover is resistant to abrasion, heat, mild chemicals and ozone.

# Part Number	ID (in)	ID (mm)	Reinf Layers	OD (in)	OD (mm)	Approx Wt (lbs/ft)	Approx Wt (kg/m)	Min Bend Rad (in)	Min Bend Rad (mm)	Max WP (psi)	Max WP (bar)	Nom Std Pack Qty (ft)	Pkg Type
7123-25200	1/4	6.4	2	0.5	12.7	0.09	0.13	3	64	200	14	800	Reel

Welding Couplings: As specified in CGA publication E-1. Bulk inert gas hose couplings are not sold separately by Parker.

WARNING: This product can expose you to chemicals including Carbon Black, which is known to the State of California to cause cancer. For more information go to www.p65warnings.ca.gov.

Tube: Black EPDM

Reinforcement: Multiple textile plies

Cover: Black EPDM; ribbed finish

Temp. Range: -40°F to +200°F (-40°C to +93°C)

Brand Method: White ink

Brand Example: PARKER 7123 INERT GAS (ID) MAX WP 200 PSI

Design Factor: 4:1

Industry Standards: CGA E-1 color requirements

Applications:

- Air, argon, carbon dioxide, helium, nitrogen
- Shield gas
- Arc welding systems

Vacuum: Not recommended














Cable Cover Hose Nonconductive

Series 7172



Series 7172 hose construction is electrically nonconductive with a minimum resistance of one megaohm per inch at 1000 volts DC. The cover is resistant to abrasion, mild chemicals and ozone.

NOTES: The user must determine if the hose is suitable for applications subject to electrical hazard. Contact Parker for additional information.

# Part Number	 ID (in)	 ID (mm)	 Reinf Layers	 OD (in)	 OD (mm)	 Approx Wt (lbs/ft)	 Approx Wt (kg/m)	 Min Bend Rad (in)	 Min Bend Rad (mm)	 Max WP (psi)	 Max WP (bar)	 Nom Std Pack Qty (ft)	 Pkg Type
7172-19200	3/16	4.8	2	0.4	10.5	0.06	0.09	2	38	200	14	750	Reel
7172-25200	1/4	6.4	2	0.5	12.1	0.07	0.10	2	51	200	14	750	Reel
7172-31200	5/16	7.9	2	0.5	12.7	0.08	0.12	3	64	200	14	750	Reel
7172-38200	3/8	9.5	2	0.6	15.3	0.11	0.16	3	76	200	14	650	Reel

Welding Couplings: Bulk welding hose couplings are not sold separately by Parker.



WARNING: This product can expose you to chemicals including DEHP, which is known to the State of California to cause cancer and birth defects or other reproductive harm. For more information go to www.p65warnings.ca.gov.

Tube: Black nitrile/SBR blend

Reinforcement: Multiple textile plies

Cover: Black EPDM; smooth finish

Temp. Range: -20°F to +212°F (-29°C to +100°C)

Brand Method: White ink

Brand Example: PARKER SERIES 7172 ELECTRICALLY
NON-CONDUCTIVE CABLE
COVER / WATER COOLANT HOSE (ID) 200
PSI MAX WP

Design Factor: 4:1

Industry Standards: Nonconductive

Applications:

- Air, water
- Cable cover and coolant hose for arc welding systems

Vacuum: Not recommended

Oxygen Charging Hose















Series 7293



Series 7293 is designed for high pressure oxygen lancing and scarfing applications. The hose construction incorporates flame and oil resistant tube and cover compounds. The green cover is resistant to abrasion and weathering. The tube is cleaned and the ends are capped at the factory to prevent contamination.

Crimp Specifications

For currently qualified crimp specifications including coupling designation, refer to CrimpSource at www.parker.com/crimpsource.

# Part Number	 ID (in)	 ID (mm)	 Reinf Layers	 OD (in)	 OD (mm)	 Approx Wt (lbs/ft)	 Approx Wt (kg/m)	 Min Bend Rad (in)	 Min Bend Rad (mm)	 Max WP (psi)	 Max WP (bar)	 Perm Cplg Rec *	 Nom Std Pack Qty (ft)	 Pkg Type
7293-0500	1/2	12.7	4	1.0	25.2	0.38	0.57	4	89	500	35	*	100	Coil
7293-0750	3/4	19.1	4	1.3	32.4	0.54	0.80	4	89	500	35	*	100	Coil
7293-1000	1	25.4	4	1.5	38.8	0.68	1.01	5	114	500	35	*	100	Coil
7293-1250	1-1/4	31.8	4	1.9	49.0	1.08	1.61	5	127	500	35	*	100	Coil
7293-1500	1-1/2	38.1	4	2.2	55.2	1.24	1.85	7	178	500	35	*	100	Coil
7293-2000	2	50.8	4	2.8	70.2	1.69	2.52	14	356	500	35	*	100	Coil

WARNING: This product can expose you to chemicals including DEHP, which is known to the State of California to cause cancer and birth defects or other reproductive harm. For more information go to www.p65warnings.ca.gov.

Tube: Black chloroprene

Reinforcement: Multiple textile plies

Cover: Green chloroprene; wrapped finish

Temp. Range: -22°F to +176°F (-30°C to +80°C)

Brand Method: Embossed

Brand Example: PARKER SERIES 7293 OXYGEN CHARGING 500 PSI MAX WP

Design Factor: 4:1

Industry Standards: None applicable

Applications:

- High pressure oxygen
- Lancing, scarfing
- Foundries, steel mills

Vacuum: Not recommended

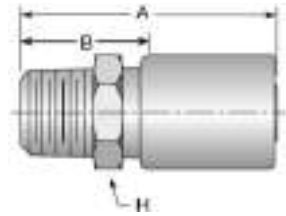
WARNING! Couplings attached with bands or clamps may reduce the working pressure of the hose assembly to less than the maximum rated working pressure of the hose. Refer to the NAHAD Industrial Hose Assembly Guidelines.






Couplings



Series HY

101HY Male NPTF Pipe – Straight Rigid



# Part Number	 Hose ID (in)	 Thread ID (in)	Thread Dash Size	Dimensions					 Approx Wt Per Ctn (lbs)	 Std Pack Qty (per carton)	 Pkg Type
				A (in)	A (mm)	H (in)	B (in)	B (mm)			
101HY-2-4	1/4	1/8x27	-2	2.34	59	5/8	1.00	25	1.94	20	Carton
101HY-4-4	1/4	1/4x18	-4	2.53	64	9/16	1.19	30	2.73	25	Carton
101HY-4-6	3/8	1/4x18	-4	2.55	65	11/16	1.19	30	3.06	20	Carton
101HY-6-4	1/4	3/8x18	-6	2.53	64	3/4	1.19	30	2.68	20	Carton
101HY-6-6	3/8	3/8x18	-6	2.55	65	3/4	1.19	30	4.20	25	Carton
101HY-6-8	1/2	3/8x18	-6	2.72	69	7/8	1.38	35	4.54	20	Carton
101HY-8-6	3/8	1/2x14	-8	2.73	69	7/8	1.38	35	4.36	20	Carton
101HY-8-8	1/2	1/2x14	-8	2.91	74	7/8	1.41	40	6.53	25	Carton
101HY-8-10	5/8	1/2x14	-8	2.94	75	1-1/8	1.59	40	7.26	20	Carton
101HY-8-12	3/4	1/2x14	-8	3.08	78	1-1/4	1.50	38	4.33	10	Carton
101HY-12-8	1/2	3/4x14	-12	2.91	74	1-1/16	1.56	40	7.60	20	Carton
101HY-12-10	5/8	3/4x14	-12	2.98	76	1-1/8	1.59	40	3.80	10	Carton
101HY-12-12	3/4	3/4x14	-12	3.08	78	1-1/4	1.50	38	4.58	10	Carton
101HY-12-16	1	3/4x14	-12	3.23	82	1-3/8	1.63	41	5.40	10	Carton
101HY-16-12	3/4	1x11-1/2	-16	3.27	83	1-3/8	1.69	43	5.10	10	Carton
101HY-16-16	1	1x11-1/2	-16	3.42	87	1-3/8	1.81	46	6.29	10	Carton
S101HY-20-20	1-1/4	1-1/4 x 11-1/2	-20	3.84	98	1-3/4	2.00	51	6.62	4	Carton

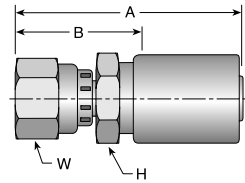
WARNING: This product can expose you to chemicals including Lead, which is known to the State of California to cause cancer and birth defects or other reproductive harm. For more information go to www.p65warnings.ca.gov.

Crimp Specifications

For currently qualified crimp specifications including coupling designation, refer to CrimpSource at www.parker.com/crimpsource.

Series HY

106HY Female JIC 37° – Straight Swivel

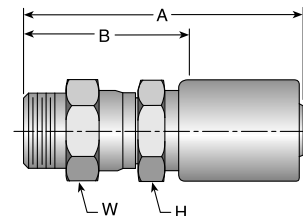


# Part Number	Hose ID (in)	Thread ID (in)	Thread Dash Size	Dimensions						Approx Wt Per Ctn (lbs)	Std Pack Qty (per carton)	Pkg Type
				A (in)	A (mm)	H (in)	W (in)	B (in)	B (mm)			
106HY-4-4	1/4	7/16x20	-4	2.60	66	9/16	9/16	1.25	32	3.18	25	Carton
106HY-4-6	3/8	7/16x20	-4	2.67	68	3/4	9/16	1.31	33	3.30	20	Carton
106HY-5-4	1/4	1/2x20	-5	2.65	67	9/16	5/8	1.31	33	2.52	20	Carton
106HY-6-4	1/4	9/16x18	-6	2.67	68	5/8	11/16	1.31	33	2.62	20	Carton
106HY-6-6	3/8	9/16x18	-6	2.69	68	11/16	11/16	1.34	34	8.35	50	Carton
106HY-6-8	1/2	9/16x18	-6	2.86	73	7/8	9/16	1.50	38	4.80	20	Carton
106HY-8-6	3/8	3/4x16	-8	2.72	69	7/8	7/8	1.38	35	3.96	20	Carton
106HY-8-8	1/2	3/4x16	-8	2.90	74	7/8	7/8	1.56	40	13.20	50	Carton
106HY-8-10	5/8	3/4x16	-8	2.98	76	1-1/8	7/8	1.59	40	7.06	20	Carton
106HY-8-12	3/4	3/4x16	-8	3.08	78	1-1/4	7/8	1.53	39	2.64	10	Carton
106HY-10-8	1/2	7/8x14	-10	2.98	76	1	1	1.63	41	6.20	20	Carton
106HY-10-10	5/8	7/8x14	-10	3.06	78	1-1/8	1	1.69	43	9.95	25	Carton
106HY-10-12	3/4	7/8x14	-10	3.16	80	1-1/4	1	1.59	40	5.23	10	Carton
106HY-12-8	1/2	1-1/16x12	-12	3.05	77	1-1/8	1-1/4	1.69	43	3.84	10	Carton
106HY-12-10	5/8	1-1/16x12	-12	3.12	79	1-1/8	1-1/4	1.75	44	4.48	10	Carton
106HY-12-12	3/4	1-1/16x12	-12	3.22	82	1-1/4	1-1/4	1.66	42	13.08	25	Carton
106HY-12-16	1	1-1/16x12	-12	3.38	86	1-3/8	1-1/4	1.75	44	6.40	10	Carton
106HY-16-16	1	1-5/16x12	-16	3.45	88	1-3/8	1-1/2	1.84	47	6.86	10	Carton
106HY-20-20	1-1/4	1-5/8x12	-20	4.09	104	2	2	2.25	57	5.00	4	Carton

WARNING: This product can expose you to chemicals including Lead, which is known to the State of California to cause cancer and birth defects or other reproductive harm. For more information go to www.p65warnings.ca.gov.

Series HY

113HY Male NPTF Pipe – Straight Swivel



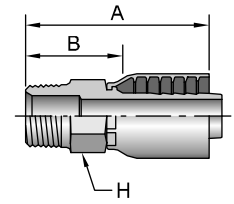
# Part Number	Hose ID (in)	Thread ID (in)	Thread Dash Size	Dimensions						Approx Wt Per Ctn (lbs)	Std Pack Qty (per carton)	Pkg Type
				A (in)	A (mm)	H (in)	W (in)	B (in)	B (mm)			
113HY-4-4	1/4	1/4x18	-4	3.06	78	9/16	5/8	1.72	44	2.95	25	Carton
113HY-6-6	3/8	3/8x18	-6	3.11	79	11/16	11/16	1.75	44	6.23	25	Carton
113HY-8-8	1/2	1/2x14	-8	3.50	89	7/8	7/8	2.16	55	8.55	25	Carton
113HY-12-12	3/4	3/4x14	-12	3.95	100	1-1/4	1-1/4	2.38	60	7.50	10	Carton
113HY-16-16	1	1x11-1/2	-16	4.23	107	1-1/2	1-1/2	2.63	67	11.52	10	Carton






Material: Plated steel

WARNING: This product can expose you to chemicals including Lead, which is known to the State of California to cause cancer and birth defects or other reproductive harm. For more information go to www.p65warnings.ca.gov.

Series 43

10143 Male NPTF Pipe – Straight Rigid



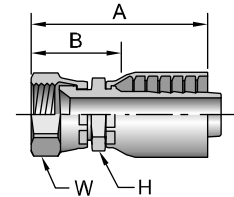
# Part Number	 Hose ID (in)	 Thread ID (in)	Thread Dash Size	Dimensions					 Approx Wt Per Ctn (lbs)	 Std Pack Qty (per carton)	 Pkg Type
				A (in)	A (mm)	H (in)	B (in)	B (mm)			
10143-4-4	1/4	1/4x18	-4	2.01	51	9/16	1.26	32	3.00	25	Carton
10143-6-6	3/8	3/8x18	-6	2.37	60	3/4	1.34	34	4.25	25	Carton
10143-8-8	1/2	1/2x14	-8	2.84	72	7/8	1.58	40	5.30	20	Carton
10143-12-12	3/4	3/4x14	-12	3.09	78	1-1/16	1.65	42	4.35	10	Carton
10143-16-16	1	1x11-1/2	-16	2.59	66	1-3/8	1.97	50	3.71	5	Carton
10143-20-20	1-1/4	1-1/4x11-1/2	-20	4.08	104	1-3/4	2.39	61	5.50	5	Carton
10143-24-24	1-1/2	1-1/2x11-1/2	-24	3.50	89	2	2.13	54	8.06	5	Carton
10143-32-32	2	2x11-1/2	-32	4.05	103	2-1/2	2.27	58	13.37	5	Carton






Material: Plated steel

WARNING: This product can expose you to chemicals including Lead, which is known to the State of California to cause cancer and birth defects or other reproductive harm. For more information go to www.p65warnings.ca.gov.

Series 43

10643 Female JIC 37° – Straight Swivel



# Part Number	 Hose ID (in)	 Thread ID (in)	Thread Dash Size	Dimensions					 Approx Wt Per Ctn (lbs)	 Std Pack Qty (per carton)	 Pkg Type	
				A (in)	A (mm)	H (in)	W (in)	B (in)				B (mm)
10643-4-4	1/4	7/16x20	-4	1.94	49	9/16	9/16	1.19	30	2.63	25	Carton
10643-6-6	3/8	9/16x18	-6	2.29	58	11/16	11/16	1.26	32	4.33	25	Carton
10643-8-8	1/2	3/4x16	-8	2.63	67	13/16	7/8	1.37	35	5.14	20	Carton
10643-12-12	3/4	1-1/16x12	-12	3.17	81	1-1/16	1-1/4	1.73	44	2.35	5	Carton
10643-16-16	1	1-5/16x12	-16	3.62	92	1-3/8	1-1/2	2.00	51	4.15	5	Carton
10643-20-20	1-1/4	1-5/8x12	-20	3.94	100	1-7/8	2	2.25	57	7.60	5	Carton
10643-24-24	1-1/2	1-7/8x12	-24	3.84	98	2-1/8	2-1/4	2.47	63	4.00	2	Carton
10643-32-32	2	2-1/2x12	-32	4.73	120	2-1/2	2-7/8	2.95	75	3.08	1	Carton

Material: Plated steel

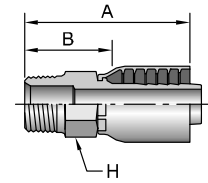
WARNING: This product can expose you to chemicals including Lead, which is known to the State of California to cause cancer and birth defects or other reproductive harm. For more information go to www.p65warnings.ca.gov.






Crimp Specifications

For currently qualified crimp specifications including coupling designation, refer to CrimpSource at www.parker.com/crimpsource.

Series 43

11343 Male NPTF Pipe – Straight Swivel



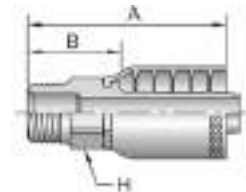
# Part Number	 Hose ID (in)	 Thread ID (in)	Thread Dash Size	Dimensions					 Approx Wt Per Ctn (lbs)	 Std Pack Qty (per carton)	 Pkg Type
				A (in)	A (mm)	H (in)	B (in)	B (mm)			
11343-4-4	1/4	1/4X18	-4	2.68	68	5/8	1.93	49	1.53	10	Carton
11343-6-6	3/8	3/8X18	-6	3.08	78	3/4	2.05	52	2.55	10	Carton
11343-8-8	1/2	1/2X14	-8	3.52	89	7/8	2.26	57	3.70	10	Carton






Material: Plated steel

WARNING: This product can expose you to chemicals including Lead, which is known to the State of California to cause cancer and birth defects or other reproductive harm. For more information go to www.p65warnings.ca.gov.

Series CC

101CC Male NPTF Pipe – Straight Rigid



# Part Number	 Hose ID (in)	 Thread ID (in)	Thread Dash Size	Dimensions					 Approx Wt Per Ctn (lbs)	 Std Pack Qty (per carton)	 Pkg Type
				A (in)	A (mm)	H (in)	B (in)	B (mm)			
101CC-16-16CW	1	1x11-1/2	-16	3.94	100	1-3/8	2.00	51	18.60	20	Carton
101CC-20-20CW	1-1/4	1-1/4x11-1/2	-20	4.06	103	1-3/4	2.39	61	3.00	–	Carton
101CC-24-24CW	1-1/2	1-1/2x11-1/2	-24	3.50	89	2	2.13	54	5.00	5	Carton
101CC-32-32CW	2	2x11-1/2	-32	5.39	137	2-5/8	2.14	54	13.00	2	Carton

Material: Stainless Steel Inserts, Carbon Steel Ferrules

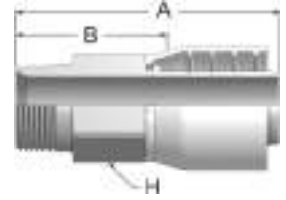
WARNING: This product can expose you to chemicals including Lead, which is known to the State of California to cause cancer and birth defects or other reproductive harm. For more information go to www.p65warnings.ca.gov.

Crimp Specifications

For currently qualified crimp specifications including coupling designation, refer to CrimpSource at www.parker.com/crimpsource.

Series WC

1APWC Male API – Straight Rigid



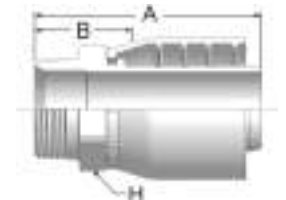
# Part Number	Hose ID (in)	Thread ID (in)	Thread Dash Size	Dimensions					Approx Wt Per Ctn (lbs)	Std Pack Qty (per carton)	Pkg Type
				A (in)	A (mm)	H (in)	B (in)	B (mm)			
1APWC-32-32	2	2x11-1/2	-32	7.17	182	2-5/8	3.92	99	2.00	2	Carton

Material: Plated steel

WARNING: This product can expose you to chemicals including Lead, which is known to the State of California to cause cancer and birth defects or other reproductive harm. For more information go to www.p65warnings.ca.gov.

Series WC

101WC Male NPTF Pipe – Straight Rigid



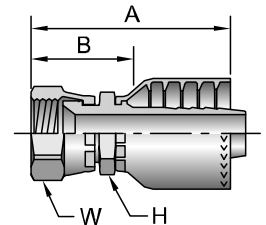
# Part Number	Hose ID (in)	Thread ID (in)	Thread Dash Size	Dimensions					Approx Wt Per Ctn (lbs)	Std Pack Qty (per carton)	Pkg Type
				A (in)	A (mm)	H (in)	B (in)	B (mm)			
101WC-32-32	2	2x11-1/2	-32	5.39	137	2-5/8	2.14	54	2.00	2	Carton

Material: Plated steel

WARNING: This product can expose you to chemicals including Lead, which is known to the State of California to cause cancer and birth defects or other reproductive harm. For more information go to www.p65warnings.ca.gov.

Series WC

106WC Female JIC 37° – Straight Swivel



# Part Number	Hose ID (in)	Thread ID (in)	Thread Dash Size	Dimensions						Approx Wt Per Ctn (lbs)	Std Pack Qty (per carton)	Pkg Type
				A (in)	A (mm)	H (in)	W (in)	B (in)	B (mm)			
106WC-32-32	2	2-1/2x12	-32	5.95	151	2-5/8	2-7/8	2.70	69	2.00	2	Carton

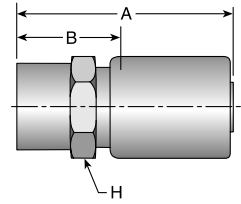
Material: Plated steel

WARNING: This product can expose you to chemicals including Lead, which is known to the State of California to cause cancer and birth defects or other reproductive harm. For more information go to www.p65warnings.ca.gov.

Crimp Specifications

For currently qualified crimp specifications including coupling designation, refer to CrimpSource at www.parker.com/crimpsource.

Series 7661/TY-FF Female NPTF Pipe – Straight Rigid

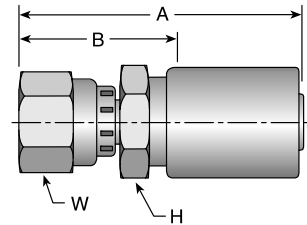


# Part Number	Hose ID (in)	Thread ID (in)	Thread Dash Size	Dimensions					Approx Wt Per Ctn (lbs)	Std Pack Qty (per carton)	Pkg Type
				A (in)	A (mm)	H (in)	B (in)	B (mm)			
7661-04FF04TY	1/4	1/4x18	-4	2.47	63	11/16	1.15	26	3.23	25	Carton

Material: Plated steel

WARNING: This product can expose you to chemicals including Lead, which is known to the State of California to cause cancer and birth defects or other reproductive harm. For more information go to www.p65warnings.ca.gov.

Series 7661/TY-FJ Female JIC 37° – Straight Swivel



# Part Number	Hose ID (in)	Thread ID (in)	Thread Dash Size	Dimensions					Approx Wt Per Ctn (lbs)	Std Pack Qty (per carton)	Pkg Type	
				A (in)	A (mm)	H (in)	W (in)	B (in)				B (mm)
7661-04FJ04TY	1/4	7/16x20	-4	2.60	66	9/16	9/16	1.25	32	3.18	25	Carton
7661-08FJ08TY	1/2	3/4x16	-8	2.90	74	7/8	7/8	1.56	40	26.40	100	Carton

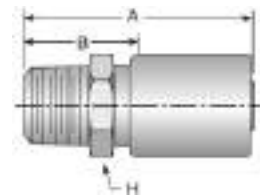
Material: Plated steel

WARNING: This product can expose you to chemicals including Lead, which is known to the State of California to cause cancer and birth defects or other reproductive harm. For more information go to www.p65warnings.ca.gov.

Crimp Specifications

For currently qualified crimp specifications including coupling designation, refer to CrimpSource at www.parker.com/crimpsource.

Series 7661/TY-MP Male NPTF Pipe – Straight Rigid

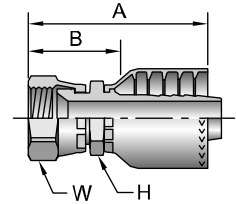







# Part Number	Hose ID (in)	Thread ID (in)	Thread Dash Size	Dimensions					Approx Wt Per Ctn (lbs)	Std Pack Qty (per carton)	Pkg Type
				A (in)	A (mm)	H (in)	B (in)	B (mm)			
7661-04MP04TY	1/4	1/4x18	-4	2.53	64	9/16	1.19	30	7.00	50	Carton
7661-08MP08TY	1/2	1/2x14	-8	2.91	74	7/8	1.56	40	30.00	100	Carton
7661-12MP08TY	1/2	3/4x14	-12	2.91	74	1-1/16	1.56	40	80.00	80	Carton

Material: Plated steel

WARNING: This product can expose you to chemicals including Lead, which is known to the State of California to cause cancer and birth defects or other reproductive harm. For more information go to www.p65warnings.ca.gov.

Series 7661/LA-FJ Female JIC 37° – Straight Swivel



# Part Number	 Hose ID (in)	 Thread ID (in)	Thread Dash Size	Dimensions						 Approx Wt Per Ctn (lbs)	 Std Pack Qty (per carton)	 Pkg Type
				A (in)	A (mm)	H (in)	W (in)	B (in)	B (mm)			
7661-32FJ32LA	2	2-1/2x12	-32	5.39	137	2-5/8	2-7/8	2.70	69	27.20	7	Carton

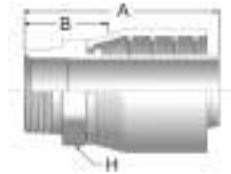
Material: Plated steel






WARNING: This product can expose you to chemicals including Lead, which is known to the State of California to cause cancer and birth defects or other reproductive harm. For more information go to www.p65warnings.ca.gov.

Crimp Specifications

For currently qualified crimp specifications including coupling designation, refer to CrimpSource at www.parker.com/crimpsource.

Series 7661/LA-NP Male NPTF Pipe – Straight Rigid

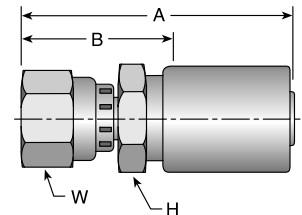







# Part Number	 Hose ID (in)	 Thread ID (in)	Thread Dash Size	Dimensions					 Approx Wt Per Ctn (lbs)	 Std Pack Qty (per carton)	 Pkg Type
				A (in)	A (mm)	H (in)	B (in)	B (mm)			
7661-32NP32LA	2	2x11-1/2	-32	5.39	137	2-5/8	2.14	54	26.90	8	Carton

Material: Plated steel

WARNING: This product can expose you to chemicals including Lead, which is known to the State of California to cause cancer and birth defects or other reproductive harm. For more information go to www.p65warnings.ca.gov.

Series 7661/LAR-FJ Female JIC 37° – Straight Swivel with Internal O-Ring



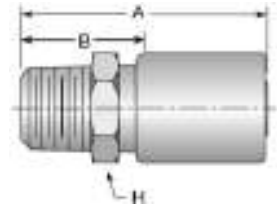
# Part Number	 Hose ID (in)	 Thread ID (in)	Thread Dash Size	Dimensions						 Approx Wt Per Ctn (lbs)	 Std Pack Qty (per carton)	 Pkg Type
				A (in)	A (mm)	H (in)	W (in)	B (in)	B (mm)			
7661-16FJ16LAR	1	1-5/16x12	-16	3.55	90	1-3/8	1-3/8	1.81	46	17.15	25	Carton






Material: Plated steel

WARNING: This product can expose you to chemicals including Lead, which is known to the State of California to cause cancer and birth defects or other reproductive harm. For more information go to www.p65warnings.ca.gov.

Series 7661/LAR-MP

Male NPTF Pipe – Straight Rigid with Internal O-Ring



# Part Number	 Hose ID (in)	 Thread ID (in)	Thread Dash Size	Dimensions					 Approx Wt Per Ctn (lbs)	 Std Pack Qty (per carton)	 Pkg Type
				A (in)	A (mm)	H (in)	B (in)	B (mm)			
7661-16MP16LAR	1	1x11-1/2	-16	3.42	87	1-3/8	1.69	43	15.73	25	Carton

Material: Plated steel

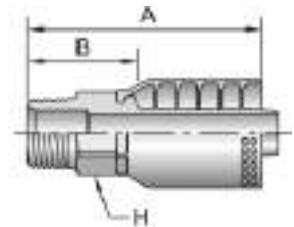
WARNING: This product can expose you to chemicals including Lead, which is known to the State of California to cause cancer and birth defects or other reproductive harm. For more information go to www.p65warnings.ca.gov.






Crimp Specifications

For currently qualified crimp specifications including coupling designation, refer to CrimpSource at www.parker.com/crimpsource.

Series CS

101CS Male NPTF Pipe – Straight Rigid



# Part Number	 Hose ID (in)	 Thread ID (in)	Thread Dash Size	Dimensions					 Approx Wt Per Ctn (lbs)	 Std Pack Qty (per carton)	 Pkg Type
				A (in)	A (mm)	H (in)	B (in)	B (mm)			
101CS-12-12	3/4	3/4x14	-12	3.56	90	1-1/8	1.75	44	16.05	25	Carton
101CS-16-16	1	1x11-1/2	-16	3.94	100	1-3/8	2.00	51	27.43	25	Carton

Material: Plated steel






WARNING: This product can expose you to chemicals including Lead, which is known to the State of California to cause cancer and birth defects or other reproductive harm. For more information go to www.p65warnings.ca.gov.

Series 7610/CS

Crimp Coupling for Steam Hose

Female Ground Joint NPSM with Wing Nut and O-Ring



# Part Number	Description	 Hose ID (in)	 Thread (in)	Dimensions				 Approx Wt Per Ctn (lbs)	 Std Pack Qty (per carton)	 Pkg Type
				A (in)	A (mm)	B (in)	B (mm)			
7610-12CSGJF	With Wing Nut	3/4	1-1/2	3.70	94	1.57	40	4.00	4	Carton
7610-12CSGJFS	Spud	3/4	1-1/2	n/a	n/a	n/a	n/a	4.00	4	Carton
7610-16CSGJF	With Wing Nut	1	1-1/2	3.97	100	1.53	39	4.00	4	Carton

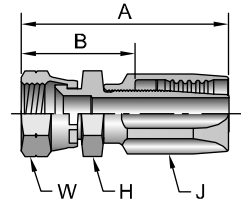
Material: Coupling, plated steel; Wing Nut, malleable iron







WARNING: This product can expose you to chemicals including Lead, which is known to the State of California to cause cancer and birth defects or other reproductive harm. For more information go to www.p65warnings.ca.gov.

Series 20

Reattachable Couplings for LPG Fuel Hose

Female SAE 45° - Straight Swivel



# Part Number	 Hose ID (in)	 Thread ID (in)	 Thread Dash Size	Dimensions							 Approx Wt Per Ctn (lbs)	 Std Pack Qty (per carton)	 Pkg Type
				A (in)	A (mm)	H (in)	J (in)	W (in)	B (in)	B (mm)			
20820-6-6	5/16	5/8x18	-6	2.36	60	3/4	13/16	3/4	1.44	37	4.20	25	Carton

Material: Plated steel

WARNING: This product can expose you to chemicals including Lead, which is known to the State of California to cause cancer and birth defects or other reproductive harm. For more information go to www.p65warnings.ca.gov.

Safety & Technical Information





Parker Safety Guide for Selecting and Using Hose, Tubing, Fittings, Connectors, Conductors, Valves and Related Accessories

Parker Publication No. 4400-B.1

WARNING: Failure or improper selection or improper use of hose, tubing, fittings, assemblies, valves, connectors, conductors or related accessories (“Products”) can cause death, personal injury and property damage. Possible consequences of failure or improper selection or improper use of these Products include but are not limited to:

- Fittings thrown off at high speed.
- High velocity fluid discharge.
- Explosion or burning of the conveyed fluid.
- Electrocutation from high voltage electric powerlines.
- Contact with suddenly moving or falling objects that are controlled by the conveyed fluid.
- Injections by high-pressure fluid discharge.
- Dangerously whipping Hose.
- Tube or pipe burst.
- Weld joint fracture.
- Contact with conveyed fluids that may be hot, cold, toxic or otherwise injurious.
- Sparking or explosion caused by static electricity buildup or other sources of electricity.
- Sparking or explosion while spraying paint or flammable liquids.
- Injuries resulting from inhalation, ingestion or exposure to fluids.

Before selecting or using any of these Products, it is important that you read and follow the instructions below. No product from any division in Parker Fluid Connectors Group is approved for in-flight aerospace applications. For hoses and fittings used in in-flight aerospace applications, please contact Parker Aerospace Group.

1.0 GENERAL INSTRUCTIONS

1.1 Scope: This safety guide provides instructions for selecting and using (including assembling, installing, and maintaining) these Products. For convenience, all rubber and/or thermoplastic products commonly called “hose” or “tubing” are called “Hose” in this safety guide. Metallic tube or pipe are called “tube”. All assemblies made with Hose are called “Hose Assemblies”. All assemblies made with Tube are called “Tube Assemblies”. All products commonly called “fittings”, “couplings” or “adapters” are called “Fittings”. Valves are fluid system components that control the passage of fluid. Related accessories are ancillary devices that enhance or monitor performance including crimping, flaring, flanging, presetting, bending, cutting, deburring, swaging machines, sensors, tags, lockout handles, spring guards and associated tooling. This safety guide is a supplement to and is to be used with the specific Parker publications for the specific Hose, Fittings and Related Accessories that are being considered for use. Parker publications are available at www.parker.com. SAE J1273 (www.sae.org) and ISO 17165-2 (www.ansi.org) also provide recommended practices for hydraulic Hose Assemblies, and should be followed.

1.2 Fail-Safe: Hose, Hose Assemblies, Tube, Tube Assemblies and Fittings can and do fail without warning for many reasons. Design all systems and equipment in a fail-safe mode, so that failure of the Hose, Hose Assembly, Tube, Tube Assembly or Fitting will not endanger persons or property.

1.3 Distribution: Provide a copy of this safety guide to each person responsible for selecting or using Hose, Tube and Fitting products. Do not select or use Parker Hose, Tube or Fittings without thoroughly reading and understanding this safety guide as well as the specific Parker publications for the Products.

1.4 User Responsibility: Due to the wide variety of operating conditions and applications for Hose, Tube and Fittings, Parker does not represent or warrant that any particular Hose, Tube or Fitting is suitable for any specific end use system. This safety guide does not analyze all technical parameters that must be considered in selecting a product. The user, through its own analysis and testing, is solely responsible for:

- Making the final selection of the Products.
- Assuring that the user’s requirements are met and that the application presents no health or safety hazards.
- Following the safety guide for Related Accessories and being trained to operate Related Accessories.
- Providing all appropriate health and safety warnings on the equipment on which the Products are used.
- Assuring compliance with all applicable government and industry standards.

1.5 Additional Questions: Call the appropriate Parker technical service department if you have any questions or require any additional information. See the Parker publication for the Products being considered or used, or call 1-800-CPARKER, or go to www.parker.com, for telephone numbers of the appropriate technical service department.

2.0 HOSE, TUBE AND FITTINGS SELECTION INSTRUCTIONS

2.1 Electrical Conductivity: Certain applications require that the Hose be nonconductive to prevent electrical current flow. Other applications require the Hose and the Fittings and the Hose/Fitting interface to be sufficiently conductive to drain off static electricity. Extreme care must be exercised when selecting Hose, Tube and Fittings for these or any other applications in which electrical conductivity or nonconductivity is a factor.

The electrical conductivity or nonconductivity of Hose, Tube and Fittings is dependent upon many factors and may be susceptible to change. These factors include but are not limited to the various materials used to make the Hose and the Fittings, Fitting finish (some Fitting finishes are electrically conductive while others are nonconductive), manufacturing methods (including moisture control), how the Fittings contact the Hose, age and amount of deterioration or damage or other changes, moisture content of the Hose at any particular time, and other factors.

The following are considerations for electrically nonconductive and conductive Hose. For other applications consult the individual catalog pages and the appropriate industry or regulatory standards for proper selection.

2.1.1 Electrically Nonconductive Hose: Certain applications require that the Hose be nonconductive to prevent electrical current flow or to maintain electrical isolation. For applications that require Hose to be electrically nonconductive, including but not limited to applications near high voltage electric lines, only special nonconductive Hose can be used. The manufacturer of the equipment in which the nonconductive Hose is to be used must be consulted to be certain that the Hose, Tube and Fittings that are selected are proper for the application. Do not use any Parker Hose or Fittings for any such application requiring nonconductive Hose, including but not limited to applications near high voltage electric lines or dense magnetic fields, unless (i) the application is expressly approved in the Parker technical publication for the product, (ii) the Hose is marked “nonconductive”, and (iii) the manufacturer of the equipment on which the Hose is to be used specifically approves the particular Parker Hose, Tube and Fittings for such use.

2.1.2 Electrically Conductive Hose: Parker manufactures special Hose for certain applications that require electrically conductive Hose. Parker manufactures special Hose for conveying paint in airless paint spraying applications. This Hose is labeled “Electrically Conductive Airless Paint Spray Hose” on its layline and packaging. This Hose must be properly connected to the appropriate Parker Fittings and properly grounded in order to dissipate dangerous static charge buildup, which occurs in all airless paint spraying applications. Do not use any other Hose for airless paint spraying, even if electrically conductive. Use of any other Hose or failure to properly connect the Hose can cause a fire or an explosion resulting in death, personal injury, and property damage. All hoses that convey fuels must be grounded.

Parker manufactures a special Hose for certain compressed natural gas (“CNG”) applications where static electricity buildup may occur. Parker CNG Hose assemblies comply with the requirements of ANSI/AS NGV 4.2; CSA 12.52, “Hoses for Natural Gas Vehicles and Dispensing Systems” (www.ansi.org). This Hose is labeled “Electrically Conductive for CNG Use” on its layline and packaging. This Hose must be properly connected to the appropriate Parker Fittings and properly grounded in order to dissipate dangerous static charge buildup, which occurs in, for example, high velocity CNG dispensing or transfer. Do not use any other Hose for CNG applications where static charge buildup may occur, even if electrically conductive. Use of other Hoses in CNG applications or failure to properly connect or ground this Hose can cause a fire or an explosion resulting in death, personal injury, and property damage. Care must also be taken to protect against CNG permeation through the Hose wall. See section 2.6, Permeation, for more information. Parker CNG Hose is intended for dispenser and vehicle use within the specified temperature range. Parker CNG Hose should not be used in confined spaces or unventilated areas or areas exceeding the specified temperature range. Final assemblies must be tested for leaks. CNG Hose Assemblies should be tested on a monthly basis for conductivity per ANSI/AS NGV 4.2; CSA 12.52.

Parker Safety Guide, Parker Publication No. 4400-B.1 (Continued)

Parker manufactures special Hose for aerospace in-flight applications. Aerospace in-flight applications employing Hose to transmit fuel, lubricating fluids and hydraulic fluids require a special Hose with a conductive inner tube. This Hose for in-flight applications is available only from Parker's Stratoflex Products Division. Do not use any other Parker Hose for in-flight applications, even if electrically conductive. Use of other Hoses for in-flight applications or failure to properly connect or ground this Hose can cause a fire or an explosion resulting in death, personal injury and property damage. These Hose assemblies for in-flight applications must meet all applicable aerospace industry, aircraft engine and aircraft requirements.

- 2.2 Pressure:** Hose, Tube and Fitting selection must be made so that the published maximum working pressure of the Hose, Tube and Fittings are equal to or greater than the maximum system pressure. The maximum working pressure of a Hose, or Tube Assembly is the lower of the respective published maximum working pressures of the Hose, Tube and the Fittings used. Surge pressures or peak transient pressures in the system must be below the published maximum working pressure for the Hose, Tube and Fitting. Surge pressures and peak pressures can usually only be determined by sensitive electrical instrumentation that measures and indicates pressures at millisecond intervals. Mechanical pressure gauges indicate only average pressures and cannot be used to determine surge pressures or peak transient pressures. Published burst pressure ratings for Hose is for manufacturing test purposes only and is no indication that the Product can be used in applications at the burst pressure or otherwise above the published maximum recommended working pressure.
- 2.3 Suction:** Hoses used for suction applications must be selected to insure that the Hose will withstand the vacuum and pressure of the system. Improperly selected Hose may collapse in suction application.
- 2.4 Temperature:** Be certain that fluid and ambient temperatures, both steady and transient, do not exceed the limitations of the Hose, Tube, Fitting and Seals. Temperatures below and above the recommended limit can degrade Hose, Tube, Fittings and Seals to a point where a failure may occur and release fluid. Tube and Fittings performances are normally degraded at elevated temperature. Material compatibility can also change at temperatures outside of the rated range. Properly insulate and protect the Hose Assembly when routing near hot objects (e.g. manifolds). Do not use any Hose in any application where failure of the Hose could result in the conveyed fluids (or vapors or mist from the conveyed fluids) contacting any open flame, molten metal, or other potential fire ignition source that could cause burning or explosion of the conveyed fluids or vapors.
- 2.5 Fluid Compatibility:** Hose, and Tube Assembly selection must assure compatibility of the Hose tube, cover, reinforcement, Tube, Plating and Seals with the fluid media used. See the fluid compatibility chart in the Parker publication for the product being considered or used. This information is offered only as a guide. Actual service life can only be determined by the end user by testing under all extreme conditions and other analysis.
- Hose, and Tube that is chemically compatible with a particular fluid must be assembled using Fittings and adapters containing likewise compatible seals. Flange or flare processes can change Tube material properties that may not be compatible with certain requirements such as NACE
- 2.6 Permeation:** Permeation (that is, seepage through the Hose or Seal) will occur from inside the Hose or Fitting to outside when Hose or Fitting is used with gases, liquid and gas fuels, and refrigerants (including but not limited to such materials as helium, diesel fuel, gasoline, natural gas, or LPG). This permeation may result in high concentrations of vapors which are potentially flammable, explosive, or toxic, and in loss of fluid. Dangerous explosions, fires, and other hazards can result when using the wrong Hose for such applications. The system designer must take into account the fact that this permeation will take place and must not use Hose or Fitting if this permeation could be hazardous. The system designer must take into account all legal, government, insurance, or any other special regulations which govern the use of fuels and refrigerants. Never use a Hose or Fitting even though the fluid compatibility is acceptable without considering the potential hazardous effects that can result from permeation through the Hose or Tube Assembly.
- Permeation of moisture from outside the Hose or Fitting to inside the Hose or Fitting will also occur in Hose or Tube assemblies, regardless of internal pressure. If this moisture permeation would have detrimental effects (particularly, but not limited to refrigeration and air conditioning systems), incorporation of sufficient drying capacity in the system or other appropriate system safeguards should be selected and used. The sudden pressure release of highly pressurized gas could also result in Explosive Decompression failure of permeated Seals and Hoses.
- 2.7 Size:** Transmission of power by means of pressurized fluid varies with pressure and rate of flow. The size of the components must be adequate to keep pressure losses to a minimum and avoid damage due to heat generation or excessive fluid velocity.
- 2.8 Routing:** Attention must be given to optimum routing to minimize inherent problems (kinking or flow restriction due to Hose collapse, twisting of the Hose, proximity to hot objects or heat sources). For additional routing recommendations see SAE J1273 and ISO 17165-2. Hose Assemblies have a finite life and should be installed in a manner that allows for ease of inspection and future replacement. Hose because of its relative short life, should not be used in residential and commercial buildings inside of inaccessible walls or floors, unless specifically allowed in the product literature. Always review all product literature for proper installation and routing instructions.
- 2.9 Environment:** Care must be taken to insure that the Hose, Tube and Fittings are either compatible with or protected from the environment (that is, surrounding conditions) to which they are exposed. Environmental conditions including but not limited to ultraviolet radiation, sunlight, heat, ozone, moisture, water, salt water, chemicals and air pollutants can cause degradation and premature failure.
- 2.10 Mechanical Loads:** External forces can significantly reduce Hose, Tube and Fitting life or cause failure. Mechanical loads which must be considered include excessive flexing, twist, kinking, tensile or side loads, bend radius, and vibration. Use of swivel type Fittings or adapters may be required to insure no twist is put into the Hose. Use of proper Hose or Tube clamps may also be required to reduce external mechanical loads. Unusual applications may require special testing prior to Hose selection.
- 2.11 Physical Damage:** Care must be taken to protect Hose from wear, snagging, kinking, bending smaller than minimum bend radius and cutting, any of which can cause premature Hose failure. Any Hose that has been kinked or bent to a radius smaller than the minimum bend radius, and any Hose that has been cut or is cracked or is otherwise damaged should be removed and discarded. Fittings with damages such as scratches on sealing surfaces and deformation should be replaced.
- 2.12 Proper End Fitting:** See instructions 3.2 through 3.5. These recommendations may be substantiated by testing to industry standards such as SAE J517 for hydraulic applications, or MIL-A-5070, AS1339, or AS3517 for Hoses from Parker's Stratoflex Products Division for aerospace applications.
- 2.13 Length:** When determining the proper Hose or Tube length of an assembly, be aware of Hose length change due to pressure, Tube length change due to thermal expansion or contraction, and Hose or Tube and machine tolerances and movement must be considered. When routing short hose assemblies, it is recommended that the minimum free hose length is always used. Consult the hose manufacturer for their minimum free hose length recommendations. Hose assemblies should be installed in such a way that any motion or flexing occurs within the same plane.
- 2.14 Specifications and Standards:** When selecting Hose, Tube and Fittings, government, industry, and Parker specifications and recommendations must be reviewed and followed as applicable.
- 2.15 Hose Cleanliness:** Hose and Tube components may vary in cleanliness levels. Care must be taken to insure that the Hose and Tube Assembly selected has an adequate level of cleanliness for the application.
- 2.16 Fire Resistant Fluids:** Some fire resistant fluids that are to be conveyed by Hose or Tube require use of the same type of Hose or Tube as used with petroleum base fluids. Some such fluids require a special Hose, Tube, Fitting and Seal, while a few fluids will not work with any Hose at all. See instructions 2.5 and 1.5. The wrong Hose, Tube, Fitting or Seal may fail after a very short service. In addition, all liquids but pure water may burn fiercely under certain conditions, and even pure water leakage may be hazardous.
- 2.17 Radiant Heat:** Hose and Seals can be heated to destruction without contact by such nearby items as hot manifolds or molten metal. The same heat source may then initiate a fire. This can occur despite the presence of cool air around the Hose or Seal. Performance of Tube and Fitting subjected to the heat could be degraded.
- 2.18 Welding or Brazing:** When using a torch or arc welder in close proximity to hydraulic lines, the hydraulic lines should be removed or shielded with appropriate fire resistant materials. Flame or weld spatter could burn through the Hose or Seal and possibly ignite escaping fluid resulting in a catastrophic failure. Heating of plated parts, including Hose Fittings and adapters, above 450°F (232°C) such as during welding, brazing or soldering may emit deadly gases. Any elastomer seal on fittings shall be removed prior to welding or brazing, any metallic surfaces shall be protected after brazing or welding when necessary. Welding and brazing filler material shall be compatible with the Tube and Fitting that are joined.
- 2.19 Atomic Radiation:** Atomic radiation affects all materials used in Hose and Tube assemblies. Since the long-term effects may be unknown, do not expose Hose or Tube assemblies to atomic radiation. Nuclear applications may require special Tube and Fittings.
- 2.20 Aerospace Applications:** The only Hose, Tube and Fittings that may be used for in-flight aerospace applications are those available from Parker's Stratoflex Products Division. Do not use any other Hose or Fittings for

Parker Safety Guide, Parker Publication No. 4400-B.1 (Continued)

in-flight applications. Do not use any Hose or Fittings from Parker's Stratoflex Products Division with any other Hose or Fittings, unless expressly approved in writing by the engineering manager or chief engineer of Stratoflex Products Division and verified by the user's own testing and inspection to aerospace industry standards.

2.21 Unlocking Couplings: Ball locking couplings or other Fittings with quick disconnect ability can unintentionally disconnect if they are dragged over obstructions, or if the sleeve or other disconnect member, is bumped or moved enough to cause disconnect. Threaded Fittings should be considered where there is a potential for accidental uncoupling.

3.0 HOSE AND FITTINGS ASSEMBLY AND INSTALLATION INSTRUCTIONS

3.1 Component Inspection: Prior to assembly, a careful examination of the Hose and Fittings must be performed. All components must be checked for correct style, size, catalog number, and length. The Hose must be examined for cleanliness, obstructions, blisters, cover looseness, kinks, cracks, cuts or any other visible defects. Inspect the Fitting and sealing surfaces for burrs, nicks, corrosion or other imperfections. Do NOT use any component that displays any signs of nonconformance.

3.2 Hose and Fitting Assembly: Do not assemble a Parker Fitting on a Parker Hose that is not specifically listed by Parker for that Fitting, unless authorized in writing by the engineering manager or chief engineer of the appropriate Parker division. Do not assemble a Parker Fitting on another manufacturer's Hose or a Parker Hose on another manufacturer's Fitting unless (i) the engineering manager or chief engineer of the appropriate Parker division approves the Assembly in writing or that combination is expressly approved in the appropriate Parker literature for the specific Parker product, and (ii) the user verifies the Assembly and the application through analysis and testing. For Parker Hose that does not specify a Parker Fitting, the user is solely responsible for the selection of the proper Fitting and Hose Assembly procedures. See instruction 1.4.

To prevent the possibility of problems such as leakage at the Fitting or system contamination, it is important to completely remove all debris from the cutting operation before installation of the Fittings. The Parker published instructions must be followed for assembling the Fittings on the Hose. These instructions are provided in the Parker Fitting catalog for the specific Parker Fitting being used, or by calling 1-800-CPARKER, or at www.parker.com.

3.3 Related Accessories: Do not crimp or swage any Parker Hose or Fitting with anything but the listed swage or crimp machine and dies in accordance with Parker published instructions. Do not crimp or swage another manufacturer's Fitting with a Parker crimp or swage die unless authorized in writing by the engineering manager or chief engineer of the appropriate Parker division.

3.4 Parts: Do not use any Parker Fitting part (including but not limited to socket, shell, nipple, or insert) except with the correct Parker mating parts, in accordance with Parker published instructions, unless authorized in writing by the engineering manager or chief engineer of the appropriate Parker division.

3.5 Field Attachable/Permanent: Do not reuse any field attachable Hose Fitting that has blown or pulled off a Hose. Do not reuse a Parker permanent Hose Fitting (crimped or swaged) or any part thereof. Complete Hose Assemblies may only be reused after proper inspection under section 4.0. Do not assemble Fittings to any previously used hydraulic Hose that was in service, for use in a fluid power application.

3.6 Pre-Installation Inspection: Prior to installation, a careful examination of the Hose Assembly must be performed. Inspect the Hose Assembly for any damage or defects. DO NOT use any Hose Assembly that displays any signs of nonconformance.

3.7 Minimum Bend Radius: Installation of a Hose at less than the minimum listed bend radius may significantly reduce the Hose life. Particular attention must be given to preclude sharp bending at the Hose to Fitting juncture. Any bending during installation at less than the minimum bend radius must be avoided. If any Hose is kinked during installation, the Hose must be discarded.

3.8 Twist Angle and Orientation: Hose Assembly installation must be such that relative motion of machine components does not produce twisting.

3.9 Securement: In many applications, it may be necessary to restrain, protect, or guide the Hose to protect it from damage by unnecessary flexing, pressure surges, and contact with other mechanical components. Care must be taken to insure such restraints do not introduce additional stress or wear points.

3.10 Proper Connection of Ports: Proper physical installation of the Hose Assembly requires a correctly installed port connection insuring that no twist or torque is transferred to the Hose when the Fittings are being tightened or otherwise during use.

3.11 External Damage: Proper installation is not complete without insuring that tensile loads, side loads, kinking, flattening, potential abrasion, thread damage or damage to sealing surfaces are corrected or eliminated. See instruction 2.10.

3.12 System Checkout: All air entrapment must be eliminated and the system pressurized to the maximum system pressure (at or below the Hose maximum working pressure) and checked for proper function and freedom from leaks. Personnel must stay out of potential hazardous areas while testing and using.

3.13 Routing: The Hose Assembly should be routed in such a manner so if a failure does occur, the escaping media will not cause personal injury or property damage. In addition, if fluid media comes in contact with hot surfaces, open flame or sparks, a fire or explosion may occur. See section 2.4.

3.14 Ground Fault Equipment Protection Devices (GFEPDs): WARNING! Fire and Shock Hazard. To minimize the danger of fire if the heating cable of a Multitube bundle is damaged or improperly installed, use a Ground Fault Equipment Protection Device. Electrical fault currents may be insufficient to trip a conventional circuit breaker.

For ground fault protection, the IEEE 515: (www.ansi.org) standard for heating cables recommends the use of GFEPDs with a nominal 30 milliampere trip level for "piping systems in classified areas, those areas requiring a high degree of maintenance, or which may be exposed to physical abuse or corrosive atmospheres".

4.0 TUBE AND FITTINGS ASSEMBLY AND INSTALLATION INSTRUCTIONS

4.1 Component Inspection: Prior to assembly, a careful examination of the Tube and Fittings must be performed. All components must be checked for correct style, size, material, seal, and length. Inspect the Fitting and sealing surfaces for burrs, nicks, corrosion, missing seal or other imperfections. Do NOT use any component that displays any signs of nonconformance.

4.2 Tube and Fitting Assembly: Do not assemble a Parker Fitting with a Tube that is not specifically listed by Parker for that Fitting, unless authorized in writing by the engineering manager or chief engineer of the appropriate Parker division. The Tube must meet the requirements specified to the Fitting.

The Parker published instructions must be followed for assembling the Fittings to a Tube. These instructions are provided in the Parker Fitting catalog for the specific Parker Fitting being used, or by calling 1-800-CPARKER, or at www.parker.com.

4.3 Related Accessories: Do not preset or flange Parker Fitting components using another manufacturer's equipment or procedures unless authorized in writing by the engineering manager or chief engineer of the appropriate Parker division. Tube, Fitting component and tooling must be checked for correct style, size and material. Operation and maintenance of Related Accessories must be in accordance with the operation manual for the designated Accessory.

4.4 Securement: In many applications, it may be necessary to restrain, protect, or guide the Tube to protect it from damage by unnecessary flexing, pressure surges, vibration, and contact with other mechanical components. Care must be taken to insure such restraints do not introduce additional stress or wear points.

4.5 Proper Connection of Ports: Proper physical installation of the Tube Assembly requires a correctly installed port connection insuring that no torque is transferred to the Tube when the Fittings are being tightened or otherwise during use.

4.6 External Damage: Proper installation is not complete without insuring that tensile loads, side loads, flattening, potential abrasion, thread damage or damage to sealing surfaces are corrected or eliminated. See instruction 2.10.

4.7 System Checkout: All air entrapment must be eliminated and the system pressurized to the maximum system pressure (at or below the Tube Assembly maximum working pressure) and checked for proper function and freedom from leaks. Personnel must stay out of potential hazardous areas while testing and using.

4.8 Routing: The Tube Assembly should be routed in such a manner so if a failure does occur, the escaping media will not cause personal injury or property damage. In addition, if fluid media comes in contact with hot surfaces, open flame or sparks, a fire or explosion may occur. See section 2.4.

5.0 HOSE AND FITTING MAINTENANCE AND REPLACEMENT INSTRUCTIONS

5.1 Even with proper selection and installation, Hose life may be significantly reduced without a continuing maintenance program. The severity of the application, risk potential from a possible Hose failure, and experience with any Hose failures in the application or in similar applications should determine the frequency of the inspection and the replacement for the Products so that Products are replaced before any failure occurs. Certain products require maintenance and inspection per industry requirements. Failure to adhere to these requirements may lead to premature failure. A maintenance program must be established and followed by the user and, at minimum, must include instructions 5.2 through 5.7

Parker Safety Guide, Parker Publication No. 4400-B.1 (Continued)

- 5.2 Visual Inspection Hose/Fitting:** Any of the following conditions require immediate shut down and replacement of the Hose Assembly:
- Fitting slippage on Hose;
 - Damaged, cracked, cut or abraded cover (any reinforcement exposed);
 - Hard, stiff, heat cracked, or charred Hose;
 - Cracked, damaged, or badly corroded Fittings;
 - Leaks at Fitting or in Hose;
 - Kinked, crushed, flattened or twisted Hose; and
 - Blistered, soft, degraded, or loose cover.
- 5.3 Visual Inspection All Other:** The following items must be tightened, repaired, corrected or replaced as required:
- Leaking port conditions;
 - Excess dirt buildup/;
 - Worn clamps, guards or shields; and
 - System fluid level, fluid type, and any air entrapment.
- 5.4 Functional Test:** Operate the system at maximum operating pressure and check for possible malfunctions and leaks. Personnel must avoid potential hazardous areas while testing and using the system. See section 2.2.
- 5.5 Replacement Intervals:** Hose assemblies and elastomeric seals used on Hose Fittings and adapters will eventually age, harden, wear and deteriorate under thermal cycling and compression set. Hose Assemblies and elastomeric seals should be inspected and replaced at specific replacement intervals, based on previous service life, government or industry recommendations, or when failures could result in unacceptable downtime, damage, or injury risk. See section 1.2. Hose and Fittings may be subjected to internal mechanical and/or chemical wear from the conveying fluid and may fail without warning. The user must determine the product life under such circumstances by testing. Also see section 2.5.
- 5.6 Hose Inspection and Failure:** Hydraulic power is accomplished by utilizing high pressure fluids to transfer energy and do work. Hoses, Fittings and Hose Assemblies all contribute to this by transmitting fluids at high pressures. Fluids under pressure can be dangerous and potentially lethal and, therefore, extreme caution must be exercised when working with fluids under pressure and handling the Hoses transporting the fluids. From time to time, Hose Assemblies will fail if they are not replaced at proper time intervals. Usually these failures are the result of some form of misapplication, abuse, wear or failure to perform proper maintenance. When Hoses fail, generally the high pressure fluids inside escape in a stream which may or may not be visible to the user. Under no circumstances should the user attempt to locate the leak by “feeling” with their hands or any other part of their body. High pressure fluids can and will penetrate the skin and cause severe tissue damage and possibly loss of limb. Even seemingly minor hydraulic fluid injection injuries must be treated immediately by a physician with knowledge of the tissue damaging properties of hydraulic fluid.
- If a Hose failure occurs, immediately shut down the equipment and leave the area until pressure has been completely released from the Hose Assembly. Simply shutting down the hydraulic pump may or may not eliminate the pressure in the Hose Assembly. Many times check valves, etc., are employed in a system and can cause pressure to remain in a Hose Assembly even when pumps or equipment are not operating. Tiny holes in the Hose, commonly known as pinholes, can eject small, dangerously powerful but hard to see streams of hydraulic fluid. It may take several minutes or even hours for the pressure to be relieved so that the Hose Assembly may be examined safely.
- Once the pressure has been reduced to zero, the Hose Assembly may be taken off the equipment and examined. It must always be replaced if a failure has occurred. Never attempt to patch or repair a Hose Assembly that has failed. Consult the nearest Parker distributor or the appropriate Parker division for Hose Assembly replacement information.
- Never touch or examine a failed Hose Assembly unless it is obvious that the Hose no longer contains fluid under pressure. The high pressure fluid is extremely dangerous and can cause serious and potentially fatal injury.
- 5.7 Elastomeric seals:** Elastomeric seals will eventually age, harden, wear and deteriorate under thermal cycling and compression set. Elastomeric seals should be inspected and replaced.
- 5.8 Refrigerant gases:** Special care should be taken when working with refrigeration systems. Sudden escape of refrigerant gases can cause blindness if the escaping gases contact the eye and can cause freezing or other severe injuries if it contacts any other portion of the body.
- 5.9 Compressed natural gas (CNG):** Parker CNG Hose Assemblies should be tested after installation and before use, and at least on a monthly basis per instructions provided on the Hose Assembly tag. The recommended procedure is to pressurize the Hose and check for leaks and to visually inspect the Hose for damage and to perform an electrical resistance test.
- Caution:** Matches, candles, open flame or other sources of ignition shall not be used for Hose inspection. Leak check solutions should be rinsed off after use.
- 6.0 HOSE STORAGE**
- 6.1 Age Control:** Hose and Hose Assemblies must be stored in a manner that facilitates age control and first-in and first-out usage based on manufacturing date of the Hose and Hose Assemblies. Unless otherwise specified by the manufacturer or defined by local laws and regulations:
- 6.1.1** The shelf life of rubber hose in bulk form or hose made from two or more materials is 28 quarters (7 years) from the date of manufacture, with an extension of 12 quarters (3 years), if stored in accordance with ISO 2230;
- 6.1.2** The shelf life of thermoplastic and polytetrafluoroethylene hose is considered to be unlimited;
- 6.1.3** Hose assemblies that pass visual inspection and proof test shall not be stored for longer than 2 years.
- 6.1.4 Storage:** Stored Hose and Hose Assemblies must not be subjected to damage that could reduce their expected service life and must be placed in a cool, dark and dry area with the ends capped. Stored Hose and Hose Assemblies must not be exposed to temperature extremes, ozone, oils, corrosive liquids or fumes, solvents, high humidity, rodents, insects, ultraviolet light, electromagnetic fields or radioactive materials.

Issue Date	ECO Number:	Revision Letter:	Revision Date:	Specification
24-SEP-2015	XXXXXX	A	30-OCT-2015	FC-Safety Guide

THIS DOCUMENT CONTAINS INFORMATION THAT IS CONFIDENTIAL AND PROPRIETARY TO PARKER HANNIFIN. THIS DOCUMENT IS FURNISHED ON THE UNDERSTANDING THAT THE DOCUMENT AND THE INFORMATION IT CONTAINS WILL NOT BE COPIED OR DISCLOSED TO OTHERS EXCEPT WITH THE WRITTEN CONSENT OF PARKER, WILL NOT BE USED FOR ANY PURPOSE OTHER THAN CONDUCTING BUSINESS WITH PARKER, AND WILL BE RETURNED AND ALL FURTHER USE DISCONTINUED UPON REQUEST BY PARKER. COPYRIGHT PARKER. YEAR OF COPYRIGHT IS FIRST YEAR INDICATED ON THIS DOCUMENT. ALL RIGHTS RESERVED

Safety Overview

It is important to employ safe practices in the use of industrial hose due to the number of potentially dangerous applications encountered and products conveyed, and the number of people that may be involved or exposed. Strictly observe these simple practices to help avoid accidents:

- **Training:** Train all operators thoroughly.
- **Evaluation:** Evaluate the application to determine the hose assembly performance requirements.
- **Selection:** Select the most appropriate hose and couplings for the application; ensure that the couplings are compatible with the media and hose, and securely attached to the hose.
- **Service:** Regularly inspect and maintain both the hose and couplings while in service.

Industrial Hose Assemblies

Coupling Compatibility and Maximum Working Pressure Rating

NOTE: This advisory does not apply to hose, hose couplings, hose assemblies and related accessories manufactured by any other Parker Fluid Connector Division worldwide. Products from other Parker divisions must be assembled and applied in strict compliance with their respective catalog instructions, Safety Guide precautions, and other statutory, industry and regulatory requirements.

Safety issues may develop due to the misunderstanding of the relationship between the maximum working pressure ratings of industrial hose assembly components, as well as how to obtain a maximum working pressure rating for a fabricated industrial hose assembly.

It is important to recognize that the pressure rating of any hose assembly is that of the lowest rated component. The three components of an industrial hose assembly that are subject to a maximum working pressure rating are the hose, the coupling/coupling end connection, and the hose-to-coupling attachment device. Many OEM- and distributor-fabricated assemblies incorporate the three components manufactured by different companies: These components are not designed and tested together as a compatible system. Confusion may occur because the hose is often boldly marked with its maximum rated working pressure while the coupling and/or attachment device are generally unmarked or difficult to read. Therefore, the pressure rating for the assembly may incorrectly be assumed to be the pressure rating of the hose.

Parker has tested, qualified and validated a group of specific hoses and specific couplings. When fabricated according to Parker-specified procedure and criteria,

Parker certifies the assembly pressure rating to be equal to that of the hose. These hose, coupling and attachment specifications are available online in the CrimpSource® section of the Parker Hose Products Division website: www.parker.com/crimpsource.

! WARNING! When using components or assembly procedures not prescribed in the CrimpSource® specifications, the working pressure of the hose assembly may be less than the working pressure of the hose. Couplings and attachment devices that fall into this category are inserts/stems and bands or clamps; inserts and crimped brass ferrules; screw-together reattachable couplings; internally expanded couplings; and swaged couplings. Coupling end connections may also fall into this category. For these items, contact the hose or coupling manufacturer to determine the maximum working pressure rating of a specific hose or coupling and end connection. To determine an attachment device rating, test and validate the entire assembly.

! WARNING! When using components or assembly procedures not prescribed in the CrimpSource® specifications, it is the responsibility of the assembler to ensure the integrity and compatibility of the components and to inform the end user of the assembly's maximum working pressure rating by permanently marking the assembly with that rating.

Critical Applications

While many industrial hose applications are potentially dangerous, some are of particular concern because their danger may not be readily apparent. This is especially true for applications involving untrained or inexperienced operators.

Chemical Hose

A chemical hose system failure could cause the release of poisonous, corrosive, or flammable material resulting in property damage, serious bodily injury or death. All reputable manufacturers of chemical hose recommend specific hose constructions to handle various chemicals. Refer to the chemical guides in this catalog, or contact Parker for technical assistance before using or recommending a hose product. Refer to ARPM publication IP-11-7 "Manual for Maintenance, Testing, and Inspection of Chemical Hose."

Handling

- Use care to prevent mishandling. Crushing or kinking of the hose can cause severe damage to the reinforcement.
- Use proper hose suspension equipment when lifting or dragging a hose to ensure that the recommended

Critical Applications (Continued)

curvature is not exceeded. Avoid sharp bends at the end fittings and at manifold connections.

Operation

- Use safety precautions such as wearing eye or face protection, rubber gloves, boots, and other types of protective clothing.
- Monitor pressures and temperatures to ensure that the hose is not exposed to conditions above specified limits.
- Do not allow chemicals to contact the exterior of the hose or allow hose to lie in a pool of chemicals since the hose cover may not have the same level of corrosion resistance as the tube. Corrosive materials that come into contact with the reinforcing material will cause reduced service life and premature hose failure.

Temperature

Do not use chemical hose at pressures or temperatures exceeding those as specified for the product. Many chemical resistance guides are based on temperatures of 70°F (21°C). Elevated temperatures can change the chemical resistance ratings. Many chemicals will become more aggressive as temperatures increase, reducing the ability of hose compounds to withstand them. Contact Parker for chemical compatibility data at elevated temperatures. If no data exists, end users are required to perform compatibility testing at the desired temperature.

Couplings

- At any operating temperature, couplings attached with bands or clamps may reduce the working pressure of the hose assembly to less than the maximum rated working pressure of the hose. Refer to the NAHAD Industrial Hose Assembly Guidelines.
- At operating temperatures of 125°F and above, install only permanently attached couplings.
- Do not use internally expanded couplings with chemical hoses incorporating thermoplastic tubes. Refer to chemical hoses that incorporate a MXLPE tube.

Gasoline Dispenser Hose

Millions of consumers operate gasoline pumps every day, increasing the concern for the safe use of dispensing equipment, including the hose. Since gasoline dispenser hoses are subject to frequent abuse, hose selection must include consideration of the rigors of the application. For maximum service life, select only the highest quality, most thoroughly tested UL listed hose and establish a regular inspection and maintenance program. Refer to ARPM publication IP-11-8 "Manual for Maintenance, Testing, and Inspection of Petroleum Service Station Gasoline Dispensing Hose and Hose Assemblies."

Note: To avoid fuel contamination do not use gasoline dispenser or farm pump hose to fuel aircraft.

LP Gas (Propane) Hose

Many accidents involving LP Gas occur due to selection of an incorrect hose for the application. LP Gas hose must be specially designed and compounded to handle the media, with a perforated cover to prevent gas build-up amidst the layers of the hose.

⚠ WARNING! Use ONLY LP Gas hose for LP Gas service. LP Gas possesses volatile characteristics that may produce fire or explosions causing property damage, serious bodily injury or death.

- Do not use LP Gas hose for anhydrous ammonia service. It may fail suddenly and quickly. Anhydrous ammonia hose and LPG hose are frequently used in proximity and may be accidentally switched.
- Use only Parker permanent crimp couplings when fabricating LP Gas hose assemblies. Refer to CrimpSource[®] at www.parker.com/crimpsource. Couplings attached with bands or clamps may reduce the working pressure of the hose assembly to less than the maximum rated working pressure of the hose. Refer to the NAHAD Industrial Hose Assembly Guidelines.
- Do not use with couplings containing o-rings, which may dry out, crack and fail over time. Do not use with male swivel couplings or other couplings containing hidden o-rings.
- Do not use with screw-together reattachable couplings (except hose Series 7233/7243).

LP Gas hose is designed to allow a limited amount of permeation of LP Gas through the wall of the hose when in service. The permeation is apparent when the hose is moist or in water, and bubbles may be perceived as leakage. However, a legitimate propane leak creates a frosting or icing on the surface of the hose or coupling. To verify the integrity of a hose in service, perform a hydrostatic test on the assembly; immediately remove from service any hose that fails the test. In the transfer of LP Gas, the allowable permeation rate is controlled by the Underwriters Laboratories Standard UL21 for LP Gas Hose.

Department of Transportation (DOT) and LP Gas Hose

LP Gas hose assemblies installed on on-road vehicles must meet DOT requirements. Parker factory assemblies 3/4" ID and larger undergo pressure testing as standard procedure (smaller sizes are tested per customer request), one of the fittings is etched with a unique DOT certification number, and a document incorporating the identical certification number accompanies each assembly. Metal

Critical Applications (Continued)

DOT identification bands are also available/attached for an additional charge at customer request. Contact Parker.

NOTE: When using LP Gas hose in a mobile application such as delivery or service vehicles, the inspection procedures detailed in DOT regulation 49CFR 180.416 must be strictly followed.

Natural Gas and LP Gas Hose

The molecules of natural gas are small, enhancing their ability to permeate through standard rubber or PVC hose constructions. The permeation process is more rapid as the working pressure increases, and natural gas accumulates with potentially dangerous consequences.

Series 7132, 7132XTC, 7170, 7231, 7232, 7233 and 7243 LP Gas hoses may be used for natural gas service to a 350 psi maximum, but **ONLY** under ALL of the following conditions:

- Use only in a well-ventilated environment: Outdoors, or indoors with significant continuous air movement.
- Do not use LP Gas hose to replace fixed/rigid pipe where that material is more appropriate due to reduced permeation, overall strength and durability. Use rigid pipe, non-permeable tubing or hose with barrier constructions to convey natural gas whenever possible.

Compressed Natural Gas (CNG) and LP Gas Hose

- Do not use LP gas hose for CNG engine applications in on-road vehicles, or for high pressure CNG dispenser/transfer applications (typically 2900 psi or greater). In other applications—where CNG is regulated to pressures within the rating of the hose—apply guidelines for natural gas applications stated above. Always review and adhere to all applicable government and industry regulations and standards prior to installing LP gas hose in a CNG or natural gas application.

Petroleum Transfer Hose

- Do not use for oil or fuel transfer service in or on open water. Hose damage or failure may result in spillage and environmental damage. Use hose specifically designed for this application.
- Do not immerse in fuel. The hose cover compound may not be of sufficient grade to resist attack by the fuel. Use hose specifically designed for this application.

Steam Hose

Water changes to hot water and phases of steam when subjected to heat and pressure. The greater the pressure, the higher the temperature required to achieve and maintain a steam phase. If steam escapes, dangerous

quantities of heat may be released very suddenly. Refer to ARPM publication IP-11-1 “Guide for Use, Testing and Inspection of Steam Hose.”

⚠ WARNING! Use ONLY steam hose for steam service. Hot water, low pressure steam and high pressure steam may escape explosively and will scald skin, eyes and lungs, which may lead to severe bodily injury or death.

- Many steam systems incorporate detergents or rust inhibitors which may attack steam hose. Prior to using a steam hose with detergents or rust inhibitors, refer to the chemical guides in this catalog, or contact Parker.
- Parker recommends using permanent crimp couplings when fabricating steam assemblies. Refer to CrimpSource[®] at www.parker.com/crimpsource. Couplings attached with bands or clamps may reduce the working pressure of the hose assembly to less than the maximum rated working pressure of the hose. Refer to the NAHAD Industrial Hose Assembly Guidelines.
- Drain steam hose after each use to reduce the possibility of hose popcorning while in service.

The chart at the right represents the three forms of water when subjected to various combinations of heat and pressure. The red line represents the point at which hot water becomes saturated steam. The area below the red line is hot water; the area above the red line is superheated steam.

Welding Hose

Many accidents involving welding hose occur due to selection of an incorrect hose for the application. Welding hose must be specially designed and compounded to handle the media, with rubber compounds able to handle fuel gas and oxygen. Due to the extreme volatility of gases, the varying compatibility of gases with the various grades of hose, and the rough environment of many welding applications, it is crucial to select the correct welding hose. Refer to ARPM publications IP-7, “Specifications for Rubber Welding Hose” and IP-11-5, “Guide for Use, Maintenance and Inspection of Welding Hose.” Also refer to the Compressed Gas Association publications E-1, “Standard for Rubber Welding Hose and Hose Connections for Gas Welding, Cutting and Allied Processes” and Safety Bulletin SB-11 “Use of Rubber Welding Hose.”

⚠ WARNING! Welding gases possess volatile characteristics that may produce fire or explosions causing property damage, serious bodily injury or death. Use Grades R and RM ONLY with acetylene fuel gas; do not use with any other fuel gases.

- Replace all assemblies that show signs of abrading, abuse, age, damage or fatigue. Do not attempt to re-couple, repair or splice hose assemblies.

Critical Applications (Continued)

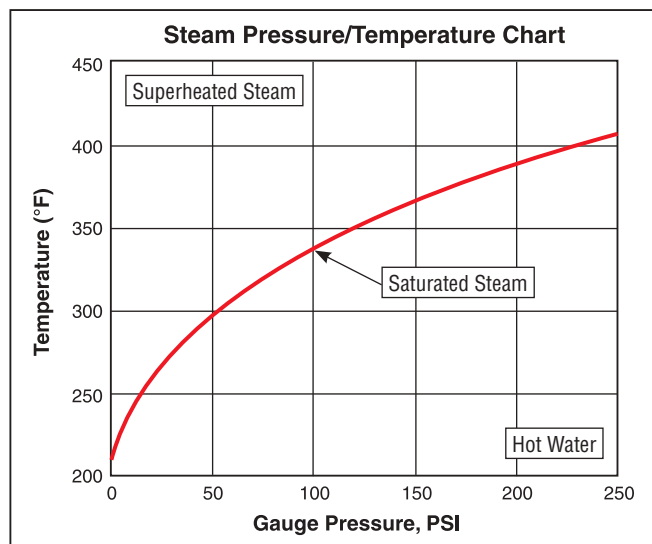
- Fabricate hose assemblies using only crimped-on ferrules at least one inch long to ensure coverage and support of the coupling stem inside the hose.
- Couplings attached with bands or clamps may reduce the working pressure of the hose assembly to less than the maximum rated working pressure of the hose. Refer to the NAHAD Industrial Hose Assembly Guidelines.

PVC/Thermoplastic Hose and Tubing

Thermoplastic polymer compounds are designed to resist deterioration when exposed to a wide range of commercial chemicals and environmental conditions. The resistance to attack is based on many factors, including temperature, pressure, chemical concentration, exposure to ultraviolet light, velocity of the media and duration of exposure/service (intermittent or constant). The user is solely responsible for making the final selection of the hose and tubing, and meeting all endurance, maintenance, performance, safety and warning requirements of the application.

NOTE: The rated maximum working pressures listed in this catalog for thermoplastic hose and tubing are based upon a pressure test temperature of 68°F (20°C) unless stated otherwise.

! WARNING! As temperature increases or decreases, burst pressure, safe working pressure, coupling retention properties, and other safety characteristics of the hose or tubing can significantly decrease. Failure to consider how temperature and other conditions affect hose and tubing performance may cause property damage, serious bodily injury or death.



Industry Publications

Listed below are the titles of publications issued by the Association for Rubber Products Manufacturers (ARPM). Information concerning the latest edition, prices, ordering procedure, etc., may be obtained by contacting them as shown below:



**Association for Rubber Products Manufacturers
(ARPM)**

7231 Shadeland Station Way, Suite 285
Indianapolis, IN 46256

Phone: 317-863-4072

Fax: 317-913-2445

Web: www.arpminc.com

Publication

Number	Title
IP-2	Hose Handbook
IP-7	Specifications for Rubber Welding Hose
IP-8	Specifications for Rubber Hose for Oil Suction and Discharge
IP-14	Specifications for Anhydrous Ammonia Hose
IP-11	Complete Set of Hose Technical Bulletins
IP-11-1	Technical Bulletin - Guide for Use, Testing and Inspection of Steam Hose
IP-11-2	Technical Bulletin - Manual for Use, Maintenance, Testing and Inspection of Anhydrous Ammonia Hose
IP-11-4	Technical Bulletin - Manual for Maintenance, Testing and Inspection of Oil Suction and Discharge Hose
IP-11-5	Technical Bulletin - Guide for Use, Maintenance and Inspection of Welding Hose
IP-11-7	Technical Bulletin - Manual for Maintenance, Testing and Inspection of Chemical Hose
IP-11-8	Technical Bulletin - Manual for Maintenance, Testing and Inspection of Petroleum Service Station Gasoline Dispensing Hose and Hose Assemblies

Offer of Sale

1. **Definitions.** As used herein, the following terms have the meanings indicated.

Buyer:	means any customer receiving a Quote for Products from Seller.
Goods:	means any tangible part, system or component to be supplied by the Seller.
Products:	means the Goods, Services and/or Software as described in a Quote provided by the Seller.
Quote:	means the offer or proposal made by Seller to Buyer for the supply of Products.
Seller:	means Parker-Hannifin Corporation, including all divisions and businesses thereof.
Services:	means any services to be supplied by the Seller.
Software:	means any software related to the Products, whether embedded or separately downloaded.
Terms:	means the terms and conditions of this Offer of Sale or any newer version of the same as published by Seller electronically at www.parker.com/saleterms .
2. **Terms.** All sales of Products by Seller are contingent upon, and will be governed by, these Terms and, these Terms are incorporated into any Quote provided by Seller to any Buyer. Buyer's order for any Products whether communicated to Seller verbally, in writing, by electronic data interface or other electronic commerce, shall constitute acceptance of these Terms. Seller objects to any contrary or additional terms or conditions of Buyer. Reference in Seller's order acknowledgement to Buyer's purchase order or purchase order number shall in no way constitute an acceptance of any of Buyer's terms of purchase. No modification to these Terms will be binding on Seller unless agreed to in writing and signed by an authorized representative of Seller.
3. **Price; Payment.** The Products set forth in Seller's Quote are offered for sale at the prices indicated in Seller's Quote. Unless otherwise specifically stated in Seller's Quote, prices are valid for thirty (30) days and do not include any sales, use, or other taxes or duties. Seller reserves the right to modify prices at any time to adjust for any raw material price fluctuations. Unless otherwise specified by Seller, all prices are F.C.A. Seller's facility (INCOTERMS 2010). All sales are contingent upon credit approval and payment for all purchases is due thirty (30) days from the date of invoice (or such date as may be specified in the Quote). Unpaid invoices beyond the specified payment date incur interest at the rate of 1.5% per month or the maximum allowable rate under applicable law.
4. **Shipment; Delivery; Title and Risk of Loss.** All delivery dates are approximate. Seller is not responsible for damages resulting from any delay. Regardless of the manner of shipment, delivery occurs and title and risk of loss or damage pass to Buyer, upon placement of the Products with the shipment carrier at Seller's facility. Unless otherwise agreed, Seller may exercise its judgment in choosing the carrier and means of delivery. No deferment of shipment at Buyers' request beyond the respective indicated shipping date will be made except on terms that will indemnify, defend and hold Seller harmless against all loss and additional expense. Buyer shall be responsible for any additional shipping charges incurred by Seller due to Buyer's acts or omissions.
5. **Warranty.** The warranty related to the Products is as follows: (i) Goods are warranted against defects in material or workmanship for a period of twelve (12) months from the date of delivery or 2,000 hours of use, whichever occurs first; (ii) Services shall be performed in accordance with generally accepted practices and using the degree of care and skill that is ordinarily exercised and customary in the field to which the Services pertain and are warranted for a period of six (6) months from the completion of the Services by Seller; and (iii) Software is only warranted to perform in accordance with applicable specifications provided by Seller to Buyer for ninety (90) days from the date of delivery or, when downloaded by a Buyer or end-user, from the date of the initial download. All prices are based upon the exclusive limited warranty stated above, and upon the following disclaimer:
DISCLAIMER OF WARRANTY: THIS WARRANTY IS THE SOLE AND ENTIRE WARRANTY PERTAINING TO PRODUCTS. SELLER DISCLAIMS ALL OTHER WARRANTIES, EXPRESS AND IMPLIED, INCLUDING DESIGN, NONINFRINGEMENT, MERCHANTABILITY, AND FITNESS FOR A PARTICULAR PURPOSE. SELLER DOES NOT WARRANT THAT THE SOFTWARE IS ERROR-FREE OR FAULT-TOLERANT, OR THAT BUYER'S USE THEREOF WILL BE SECURE OR UNINTERRUPTED. BUYER AGREES AND ACKNOWLEDGES THAT UNLESS OTHERWISE AUTHORIZED IN WRITING BY SELLER THE SOFTWARE SHALL NOT BE USED IN CONNECTION WITH HAZARDOUS OR HIGH RISK ACTIVITIES OR ENVIRONMENTS. EXCEPT AS EXPRESSLY STATED HEREIN, ALL PRODUCTS ARE PROVIDED "AS IS".
6. **Claims; Commencement of Actions.** Buyer shall promptly inspect all Products upon receipt. No claims for shortages will be allowed unless reported to the Seller within ten (10) days of delivery. Buyer shall notify Seller of any alleged breach of warranty within thirty (30) days after the date the non-conformance is or should have been discovered by Buyer. Any claim or action against Seller based upon breach of contract or any other theory, including tort, negligence, or otherwise must be commenced within twelve (12) months from the date of the alleged breach or other alleged event, without regard to the date of discovery.
7. **LIMITATION OF LIABILITY.** IN THE EVENT OF A BREACH OF WARRANTY, SELLER WILL, AT ITS OPTION, REPAIR OR REPLACE THE NON-CONFORMING PRODUCT, RE-PERFORM THE SERVICES, OR REFUND THE PURCHASE PRICE PAID WITHIN A REASONABLE PERIOD OF TIME. **IN NO EVENT IS SELLER LIABLE FOR ANY SPECIAL, INDIRECT, INCIDENTAL OR CONSEQUENTIAL DAMAGES ARISING OUT OF, OR AS THE RESULT OF, THE SALE, DELIVERY, NON-DELIVERY, SERVICING, NON-COMPLETION OF SERVICES, USE, LOSS OF USE OF, OR INABILITY TO USE THE PRODUCTS OR ANY PART THEREOF, LOSS OF DATA, IDENTITY, PRIVACY, OR CONFIDENTIALITY, OR FOR ANY CHARGES OR EXPENSES OF ANY NATURE INCURRED WITHOUT SELLER'S WRITTEN CONSENT, WHETHER BASED IN CONTRACT, TORT OR OTHER LEGAL THEORY. IN NO EVENT SHALL SELLER'S LIABILITY UNDER ANY CLAIM MADE BY BUYER EXCEED THE PURCHASE PRICE PAID FOR THE PRODUCTS.**
8. **Loss to Buyer's Property.** Any designs, tools, patterns, materials, drawings, confidential information or equipment furnished by Buyer or any other items which are or become Buyer's property, will be considered obsolete and may be destroyed by Seller after two (2) consecutive years have elapsed without Buyer ordering the Products manufactured using such property. Seller shall not be responsible for any loss or damage to such property while it is in Seller's possession or control.
9. **Special Tooling.** Special Tooling includes but is not limited to tooling, jigs, fixtures and associated manufacturing equipment acquired or necessary to manufacture Products. A tooling charge may be imposed for any Special Tooling. Such Special Tooling shall be and remain Seller's property notwithstanding payment of any charges by Buyer. In no event will Buyer acquire any interest in Special Tooling belonging to Seller that is utilized in the manufacture of the Products, even if such Special Tooling has been specially converted or adapted for such manufacture and notwithstanding any charges paid by Buyer. Unless otherwise agreed, Seller has the right to alter, discard or otherwise dispose of any Special Tooling or other property in its sole discretion at any time.
10. **Security Interest.** To secure payment of all sums due, Seller retains a security interest in all Products delivered to Buyer and, Buyer's acceptance of these Terms is deemed to be a Security Agreement under the Uniform Commercial Code. Buyer authorizes Seller as its attorney to execute and file on Buyer's behalf all documents Seller deems necessary to perfect its security interest.
11. **User Responsibility.** The Buyer through its own analysis and testing, is solely responsible for making the final selection of the Products and assuring that all performance, endurance, maintenance, safety and warning requirements of the application of the Products are met. The Buyer must analyze all aspects of the application and follow applicable industry standards, specifications, and other technical information provided with the Product. If Seller provides Product options based upon data or specifications provided by the Buyer, the Buyer is responsible for determining that such data and specifications are suitable and sufficient for all applications and reasonably foreseeable uses of the Products. In the event the Buyer is not the end-user, Buyer will ensure such end-user complies with this paragraph.
12. **Use of Products; Indemnity by Buyer.** Buyer shall comply with all instructions, guides and specifications provided by Seller with the Products. **Unauthorized Uses.** If Buyer uses or resells the Products for any uses prohibited in Seller's instructions, guides or specifications, or Buyer otherwise fails to comply with Seller's instructions, guides and specifications, Buyer acknowledges that any such use, resale, or non-compliance is at Buyer's sole risk. Buyer shall indemnify, defend, and hold Seller harmless from any losses, claims, liabilities, damages, lawsuits, judgments and costs (including attorney fees and defense costs), whether for personal injury, property damage, intellectual property infringement or any other claim, brought by or incurred by Buyer, Buyer's employees, or any other person, arising out of: (a) improper selection, application, design, specification or other misuse of Products provided by Seller; (b) any act or omission, negligent or otherwise,

of Buyer; (c) Seller's use of patterns, tooling, equipment, plans, drawings, designs or specifications or other information or things furnished by Buyer; (d) damage to the Products from an external cause, repair or attempted repair by anyone other than Seller, failure to follow instructions, guides and specifications provided by Seller, use with goods not provided by Seller, or opening, modifying, deconstructing or tampering with the Products for any reason; or (e) Buyer's failure to comply with these Terms. Seller shall not indemnify Buyer under any circumstance except as otherwise provided in these Terms.

13. Cancellations and Changes. Buyer may not cancel or modify any order for any reason, except with Seller's written consent and upon terms that will indemnify, defend and hold Seller harmless against all direct, incidental and consequential loss or damage. Seller, at any time, may change Product features, specifications, designs and availability.

14. Limitation on Assignment. Buyer may not assign its rights or obligations without the prior written consent of Seller.

15. Force Majeure. Seller does not assume the risk and is not liable for delay or failure to perform any of Seller's obligations by reason of events or circumstances beyond its reasonable control ("Events of Force Majeure"). Events of Force Majeure shall include without limitation: accidents, strikes or labor disputes, acts of any government or government agency, acts of nature, delays or failures in delivery from carriers or suppliers, shortages of materials, or any other cause beyond Seller's reasonable control.

16. Waiver and Severability. Failure to enforce any provision of these Terms will not invalidate that provision; nor will any such failure prejudice Seller's right to enforce that provision in the future. Invalidation of any provision of these Terms by legislation or other rule of law shall not invalidate any other provision herein and, the remaining provisions will remain in full force and effect.

17. Termination. Seller may terminate any agreement governed by or arising from these Terms for any reason and at any time by giving Buyer thirty (30) days prior written notice. Seller may immediately terminate, in writing, if Buyer: (a) breaches any provision of these Terms (b) appoints a trustee, receiver or custodian for all or any part of Buyer's property (c) files a petition for relief in bankruptcy on its own behalf, or one if filed by a third party (d) makes an assignment for the benefit of creditors; or (e) dissolves its business or liquidates all or a majority of its assets.

18. Ownership of Software. Seller retains ownership of all Software supplied to Buyer hereunder. In no event shall Buyer obtain any greater right in and to the Software than a right in the nature of a license limited to the use thereof and subject to compliance with any other terms provided with the Software.

19. Indemnity for Infringement of Intellectual Property Rights. Seller is not liable for infringement of any patents, trademarks, copyrights, trade dress, trade secrets or similar rights ("Intellectual Property Rights") except as provided in this Section. Seller will defend at its expense and will pay the cost of any settlement or damages awarded in an action brought against Buyer based on a third party claim that one or more of the Products sold hereunder infringes the Intellectual Property Rights of a third party in the country of delivery of the Products by the Seller to the Buyer. Seller's obligation to defend and indemnify Buyer is contingent on Buyer notifying Seller within ten (10) days after Buyer becomes aware of any such claim, and Seller having sole control over the defense of the claim including all negotiations for settlement or compromise. If one or more Products sold hereunder is subject to such a claim, Seller may, at its sole expense and option, procure for Buyer the right to continue using the Products, replace or modify the Products so as to render them non-infringing, or offer to accept return of the Products and refund the purchase price less a reasonable allowance for depreciation. Seller has no obligation or liability for any claim of infringement: (i) arising from information provided by Buyer; or (ii) directed to any Products provided hereunder for which the designs are specified in whole or part by Buyer; or (iii) resulting from the modification, combination or use in a system of any Products provided hereunder. The foregoing provisions of this Section constitute Seller's sole and exclusive liability and Buyer's sole and exclusive remedy for such claims of infringement of Intellectual Property Rights.


20. Governing Law. These Terms and the sale and delivery of all Products are deemed to have taken place in, and shall be governed and construed in accordance with, the laws of the State of Ohio, as applicable to contracts executed and wholly performed therein and without regard to conflicts of laws principles. Buyer irrevocably agrees and consents to the exclusive jurisdiction and venue of the courts of Cuyahoga County, Ohio with respect to any dispute, controversy or claim arising out of or relating to the sale and delivery of the Products.

21. Entire Agreement. These Terms, along with the terms set forth in the main body of any Quote, forms the entire agreement between the Buyer and Seller and constitutes the final, complete and exclusive expression of the terms of sale. In the event of a conflict between any term set forth in the main body of a

Quote and these Terms, the terms set forth in the main body of the Quote shall prevail. All prior or contemporaneous written or oral agreements or negotiations with respect to the subject matter shall have no effect. These Terms may not be modified unless in writing and signed by an authorized representative of Seller.

22. Compliance with Laws. Buyer agrees to comply with all applicable laws, regulations, and industry and professional standards, including those of the United States of America, and the country or countries in which Buyer may operate, including without limitation the U.S. Foreign Corrupt Practices Act ("FCPA"), the U.S. Anti-Kickback Act ("Anti-Kickback Act"), U.S. and E.U. export control and sanctions laws ("Export Laws"), the U.S. Food Drug and Cosmetic Act ("FDCA"), and the rules and regulations promulgated by the U.S. Food and Drug Administration ("FDA"), each as currently amended. Buyer agrees to indemnify, defend, and hold harmless Seller from the consequences of any violation of such laws, regulations and standards by Buyer, its employees or agents. Buyer acknowledges that it is familiar with all applicable provisions of the FCPA, the Anti-Kickback Act, Export Laws, the FDCA and the FDA and certifies that Buyer will adhere to the requirements thereof and not take any action that would make Seller violate such requirements. Buyer represents and agrees that Buyer will not make any payment or give anything of value, directly or indirectly, to any governmental official, foreign political party or official thereof, candidate for foreign political office, or commercial entity or person, for any improper purpose, including the purpose of influencing such person to purchase Products or otherwise benefit the business of Seller. Buyer further represents and agrees that it will not receive, use, service, transfer or ship any Product from Seller in a manner or for a purpose that violates Export Laws or would cause Seller to be in violation of Export Laws.

Basic Hose Constructions



Construction Elements

A hose is generally composed of three elements, each with an important role in the overall performance of that hose. The three elements are:

The Tube must be compatible with and able to contain the media being conveyed. Many different materials are used for tube construction, depending upon the media the hose is designed to transmit.

The Reinforcement is the strength member of the hose. It enables the hose to withstand internal and external pressure and abuse. The reinforcement may be applied by several methods, and consists of synthetic yarns, wire or a combination of these. If suction or vacuum capability is a requirement, a helix wire may be part of the reinforcement.

The Cover protects the reinforcement from abuse or damage. The cover is usually a rubber compound selected for its resistance to the environment, although, in some cases (Series 7243) the reinforcement will also act as the cover. Typical considerations in selecting a cover stock are the need to resist abrasion, ozone, weather and sunlight, chemical or oil spillage, etc.

Construction Methods

Several methods are used to manufacture Parker hose. Application factors such as size and pressure requirements determine the selection of any particular hose style. The following is a description of the various construction methods employed by Parker.



Non-Mandrel

Non-mandrel hose is constructed by passing long lengths of extruded tube material through a machine which adds the reinforcement in braided or spiraled layers. In this method, the hose is not built on a mandrel, therefore lengths are not restricted to the lengths of the mandrels.

Typical Size Range: 1-1/2" ID and smaller

Typical Uses: Air, water or general purpose service where operating conditions are not severe

Advantages: Economy and long lengths

Disadvantages: Requires wider ID and OD tolerance range than mandrel made hose, limited pressure capabilities



Rigid Mandrel

Hose produced by this method is supported on a rigid metal mandrel and is handled horizontally during production. While a rigid mandrel limits the hose length, it ensures good control of the inside diameter. It also offers sufficient support to the tube that either wire or textile reinforcement may be applied at high tensions, which is necessary in high pressure constructions. After the cover is applied, the hose may be wrapped with nylon tape for curing, giving the familiar "wrapped" finish to the cover.

Typical Size Range: 3/4" ID and larger

Typical Uses: Air, chemical and petroleum transfer, LPG, steam, water

Advantages: Close tolerances on inside diameter, high pressure ratings, good length stability

Disadvantages: Higher cost than non-mandrel; lengths restricted to length of mandrels



Flexible Mandrel

The flexible mandrel method combines the long-length advantage of non-mandrel hose with the close inside diameter tolerances and high pressure ratings of rigid mandrel hose. This is achieved by building the hose on a long length mandrel made of flexible plastic or rubber.

Typical Size Range: 1-1/2" ID and smaller

Typical Uses: High pressure, air, water, LPG

Advantages: Long lengths, close tolerances on I.D., higher pressure ratings than non-mandrel produced hose

Disadvantages: Higher cost than non-mandrel hose; not available in ID sizes as large as rigid mandrel hose

(Continued)

Basic Hose Constructions (Continued)



Wrapped Ply – Machine Built

The wrapped ply construction is the oldest method of making hose, applying all hose components (tube, reinforcement and cover) in spiral strips on a rigid mandrel. After a tube is in place on the mandrel, layers or plies of bias cut fabric reinforcement are wrapped around the tube. The cover is applied and the hose is wrapped in nylon tape prior to curing. This process is capable of producing a hose for suction service when a helix wire(s) is incorporated.

Size Range: 1/2" through 30" ID

Typical Uses: Air; suction and discharge service for chemicals, dry materials, oil and water, conduit

Advantages: Good inside diameter tolerances, many special constructions available without large minimum production runs, special ends available, wide size range

Disadvantages: Higher cost compared to non-mandrel and flex mandrel; pressure and length limitations



Wrapped Ply – Hand Built

Wrapped ply hose may be hand built when the diameter is too large for the building machine or where special built-in ends are desired. The plies are laid on by an operator rather than an automated machine process, allowing hand-forming of built-in ends.

Size Range: 1/2" through 60" ID

Typical Uses: Oil suction and discharge, sand suction, acid suction and discharge

Advantages: Special ends can be built into the hose; wide size range; special constructions available in small quantities

Disadvantages: Relatively expensive due to high labor content

Age Control of Hose (Shelf Life)

The Parker warranty takes precedence over guidelines established by other industry organizations regarding the recommended shelf life of industrial hose. To achieve maximum shelf life, employ proper storage and handling practices and techniques, such as:

- Storage in the original shipping container such as a box, coil, or reel. Hose stored on a reel or in a coil should have its plastic wrapping kept intact.
- Storage in temperatures of 100°F (38°C) or less.
- Avoidance of ozone (electrical discharges or fields), water, extreme humidity, corrosive chemicals and ultraviolet radiation (direct sunlight).
- Use on a first-in, first-out (FIFO) basis determined by the manufacturing date on the hose.

For further information pertaining to age control of hose, contact Parker or refer to the current ARPM Hose Handbook, IP-2.

Electrical Properties of Rubber Hose

Electrical Conductivity

Industrial hoses generally fall into three categories: conductive, nonconductive, or somewhere in-between. Because of its unique properties, it is possible for rubber to be nonconductive at low voltage and conductive at high voltage. When using a hose in an application that has electrical resistance requirements (low electrical resistance for conductive applications or high electrical resistance for nonconductive applications), always select a hose that is specifically designed to meet the specific need. Since conductivity or nonconductivity is not a consideration for many applications, electrical resistance ratings do not exist for many hoses.

Conductive Hose

Static electricity is generated by the flow of material (even some liquids) through a hose. As the material flows, molecules collide and generate friction, which creates minute amounts of electrical charge (excess electrons). The charge accumulates potential energy at the delivery end of the hose (coupling/nozzle). The amount of charge increases with material volume and linear velocity, coarseness of the material, and length of the hose. If not properly grounded, the accumulated charge (potential energy) will seek its own ground. The charge will be attracted to external materials in proximity (such as a steel storage container); if not properly grounded, the electrons may arc (jump) to the external material, igniting volatile materials in the hose, or in proximity to the hose.

Electrically conductive wires and conductive rubber components are used in hose to prevent static electricity build-up and discharge as a spark. Electrical engineers differ in opinion on the effects of static electricity and the means of dissipating it. In handling gasoline and other petroleum-based liquids, recognized national associations and companies have conflicting opinions on the need for conductive hoses. Until a consensus is reached among all associations, laboratories and users, and a standard practice is established, it is essential that the user determine the need for static bonded hose based on (a) the intended use of the hose, (b) instructions from the company's safety division, (c) the insurer, and (d) the laws of the localities and states in which the hose will be used.

Some types of hose include a helical or static wire(s). This wire can be used for electrical continuity provided that proper contact is made and maintained between it and the hose couplings.


Nonconductive Hose

Nonconductive hose constructions are those that resist the flow of electrical current. In some specific applications, especially around high voltage electrical lines, it is imperative for safety that the hose be nonconductive. Unless the hose is designed particularly to be nonconductive and is so branded, do not conclude that it is nonconductive. Many black rubber compounds are inherently and inadvertently conductive. Nonconductive hose is usually made to a qualifying standard that requires it to be tested to verify the desired electrical properties. The hose is frequently (but not necessarily) non-black in color and clearly branded to indicate it is designed for nonconductive applications.

NOTE 1: Parker industrial hose generally uses the non-conductivity standard originally developed by Alcoa Aluminum: A minimum resistance of one megaohm per inch at 1,000 volts D.C.

NOTE 2: SAE has a separate standard for nonconductivity for high pressure hydraulic applications. Part of the standard requires that nonconductive hose feature an orange cover.

NOTE 3: Nonconductive hoses contain little/no conductive rubber compounds, static wires, helical wires, or wire reinforcement. Therefore, a nonconductive hose would not be recommended for an application requiring an "anti-static/static dissipating/conductive" hose.

 **WARNING!** Unless a hose is described as, or specifically and clearly branded to be conducting or nonconducting, assume that the electrical properties are uncontrolled.

Force to Bend / Minimum Bend Radius

The amount of force required to bend a hose and the minimum bend radius are important factors in hose design and selection. The minimum bend radius is defined as the radius to which the hose can be bent in service without damaging or appreciably shortening the life of the product, and is measured to the inside of the curvature of the bend. The bend radius for a given application must be equal to or greater than the rated minimum bend radius. Bending the hose to a smaller bend radius than minimum may kink the hose and result in premature failure.

Perhaps more important in determining flexibility, the force-to-bend is defined as the amount of force required to induce bending around a specified radius. The less force that is required, the easier the product is to maneuver in the field. Different hose constructions may require significantly different forces to attain the same minimum bend radius. Generally, the preferred hose is the more flexible hose, provided all other properties are essentially equivalent.

Oil and Fuel Resistance

Rubber compounds are available in different formulations, blends and grades. Compounds are selected by hose design engineers based on the intended application of the hose. For instance, a hose recommended for multipurpose applications that may include hydraulic or

lubrication oil service generally contains a lower grade of tube compound. Conversely, a hose recommended for a more rigorous application, such as highly refined fuel service, contains a higher grade of compound, often within the same compound family.

Rubber hose is used to convey petroleum products both in the crude and refined stages. The aromatic content of refined gasoline is often adjusted to control the octane rating. The presence of aromatic hydrocarbons in this fuel generally has a greater effect on rubber components than do aliphatic hydrocarbons. Aromatic materials in contact with rubber tend to soften it and reduce its physical properties. For long-lasting service, the purchaser of fuel hose should inform the hose manufacturer of the aromatic content of the fuel to be handled so that the proper tube compound can be recommended for the specific application.

The effect of oil on rubber depends on a number of factors that include the type of rubber compound, the composition of the oil, the temperature and duration of exposure. Rubber compounds can be classified to their degree of oil resistance based on their physical properties after exposure to a standard test fluid. In this ARPM classification, the rubber samples are immersed in IRM 903 oil at 212°F (100°C) for seventy hours. (See ASTM Method D-471 for a detailed description of the oil and the testing procedure.) As a guide to users of hose in contact with oil, the oil resistance classes and a corresponding description are listed on the next page.

General Formula for Minimum Hose Length (given hose bend radius and degree of bend required)

$$\frac{\text{Angle of Bend}}{360^\circ} \times 2 \pi r = \text{Minimum length of hose to make bend.}$$

$r =$ Given bend radius of hose.

Example: To make a 90° bend with 2" I.D. hose.
Given $r = 4.5$ inches.

$$\frac{90}{360^\circ} \times 2 \times 3.14 \times 4.5$$

$$.25 \times 2 \times 3.14 \times 4.5 = 7" \text{ (minimum length of hose to make bend without damage to hose)}$$

The bend radius for a given application must be equal to or greater than the rated minimum bend radius. Bending the hose to a smaller bend radius than minimum may kink the hose and result in premature failure.



The minimum bend radius is measured to the inside of the curvature.

General Formula for Minimum Hose Length (allowing relief from couplings)

$$\text{Overall Length (OAL)} = (2 \times \text{Length of Coupling}) + (2 \times \text{Hose OD}) + (\text{Angle}/360) \times 2 \pi r$$

Physical Properties After Exposure to Oil

Class	Volume Change Maximum	Tensile Strength Retained
Class A (High Oil Resistance)	+25%	80%
Class B (Medium/High Oil Resistance)	+65%	50%
Class C (Medium Oil Resistance)	+100%	40%

The above ARPM guideline does not imply compatibility with all oil based fluids. There are many grades of rubber compounds that meet ARPM Class A oil resistance requirements. Some compound grades will be fine for multipurpose applications, while higher grades would be required for more rigorous applications.

Oil resistant hoses for multipurpose service tend to be more economical than hoses specifically designed and recommended for highly refined fuel service. These multipurpose hoses, even if they feature an ARPM Class A tube, are not necessarily recommended for use with highly refined fuels. Furthermore, many chemical resistance charts represent data developed from testing of a typical grade of compound used for that family of fluids. For example, “nitrile” may show compatibility with gasoline, but the nitrile that was tested is likely the nitrile used in gasoline dispenser hose, as opposed to the nitrile commonly used in multipurpose hose.

When selecting a hose for highly refined fuels such as aviation fuel, biodiesel, diesel, ethanol, gasoline or kerosene, be guided by the hose manufacturer’s recommendation to use a hose designed and manufactured for that specific application and/or fluid. Contact Parker for further information.

Suction and Vacuum

Hose is constructed with high adhesion between the tube and the carcass to prevent tube separation. Most hose is used for pressure service; however, some applications require the hose to resist collapse in suction and vacuum service. Such hose is subjected to crushing forces because the atmospheric pressure outside the hose is greater than the internal pressure. The hose can collapse and restrict the flow unless the hose is constructed to resist these pressure differentials. The most common method of preventing hose collapse is to build a helical member(s) (wire or thermoplastic) into the hose body. The size and spacing of the helix depends on the size of the hose and the pressure differential. In applications approaching a perfect vacuum, most of the plies of reinforcement are applied over the helix.

Suction hose must be specifically designed for the service for which it is used. Each element—tube, reinforcement, size, spacing, and location of the helix—must be carefully considered. While suction hose is generally used to convey liquids, vacuum hose carries air under a partial vacuum. Vacuum hose is reinforced to resist collapse and maintain its shape under rough handling and/or mechanical abuse. It does not require the heavy construction of suction hose because the dry materials generally conveyed are much lighter in weight than liquids and the vacuum is usually less than for normal suction service.

Coupling Thread Compatibility

Industrial hose couplings have threads which are usually one of the various “pipe” threads. All pipe threads are commonly referred to by the generic name of Iron Pipe Thread or IPT. There are several different types of IPT threads and you must know specifically what they are to ensure compatibility with mating threads.

IPT Thread Compatibility Chart

Description	Seal	Thread (Female)	Compatible Threads (Male)
American Standard Tapered Pipe Thread	Thread Seal (with Sealing Compound)	NPT	NPT NPTF
American Standard Tapered Dryseal Pipe Thread	Thread Seal (Dryseal)*	NPTF	NPTF NPT
American Standard Straight Pipe Thread for mechanical joints (includes 2 female types, depending on sealing method, and one male type compatible with both females)	Washer or Mechanical Ground Joint	NPSM	NPSM NPT NPTF
American Standard Straight Pipe Threads for hose couplings and nipples	Washer	NPSH	NPSH NPT NPTF

*When NPTF Threads are used more than once, they require sealing compound after the first use.

In addition, there are various other thread types that may be found on industrial hose couplings. These types are generally not compatible with any other thread types:

Type	Description	Seal
GHT	Garden Hose Thread	Washer seal
API	American Petroleum Institute Thread	Thread seal
JIC (37°)	Joint Industry Council	Mechanical seal
SAE (45°)	Society of Automotive Engineers	Mechanical seal
NF	Welding Hose Threads-Left Hand and Right Hand	Mechanical seal
CHT	Chemical Hose Thread (for booster hoses)	Gasket seal

Chemical Guides

G4 ARGON Ar

G3 OXYGEN O₂

G5 HYDROGEN H₂

Media Compatibility

Description	Page No.
Chemical Guides Introduction	183
Hose and Chemical Table	186
Metal/Coupling Corrosion Resistance Table	213
Names and General Properties of Hose Materials	184
PVC Temperature / Pressure Chart	212
Refined Fuel / Hose Compatibility Table	185
Silicone Hose and Chemical Table	215

A complete listing of industry standards is available in the Introduction section. See the pages immediately following the Table of Contents for a complete index by series, and by product application and name.

Due to continual product improvements, Parker reserves the right to alter specifications without prior notice.

Chemical Guides Introduction

The Chemical Guides in this section are offered as a general indication of the compatibility of the various compounds incorporated in Parker hose with the chemicals, fluids and media listed. The basis for the ratings includes actual service experience, the advice of various polymer suppliers, and the considered opinion of our chemists. When in doubt, a sample of the compound should always be tested with the particular chemical and temperature it is to handle.

Some of the variables that affect the resistance of a compound to a chemical attack are:

- 1. Temperature of the Media Transmitted:** Higher temperatures increase the affect of chemicals on compounds. The amount of increase depends upon the polymer and the chemical. A compound quite suitable at room temperature might fail very quickly at higher temperatures. Working pressures in this catalog are recommended in accordance with ARPM design safety factors at ambient temperatures. Do not operate outside hose temperature limits. Even within hose temperature limits, end fittings and hose size can affect performance at higher temperatures.
- 2. Service Conditions:** A rubber compound usually swells when exposed to a chemical. Within a given percent of swell, a hose tube may function satisfactorily if the hose is in a static condition, but may fail quickly if the hose is subject to flexing.
- 3. The Grade or Blend of the Rubber Compound:** Basic polymers are sometimes mixed or blended to enhance a particular property for a specific service. As an example, the nitrile used as the tube material for Parker aircraft fueling hose varies in its makeup from the nitrile used in the tube of Day-Flo® Special Purpose hose. Consequently, the reaction to a particular chemical may therefore be somewhat different. When in doubt, a sample of the compound should always be tested with the particular chemical it is going to handle.

Names and General Properties of Hose Materials

Refer to the guides on the following pages for specific applications.

Common Name	ASTM Designation D1418-64	Composition	General Properties	Primary Hose Elements
Butyl/Chlorobutyl	IIR	Isobutene-Isoprene	Very good weathering resistance, low permeability to air. Good physical properties. Poor resistance to petroleum based fluids.	Tube / Cover
Chlorinated Polyethylene (CPE)	CM	Chloropolyethylene	Good long term resistance to UV and weathering. Good oil and chemical resistance. Excellent flame resistance. Good low temperature impact resistance.	Tube
Cross Linked Polyethylene (XLPE)	XPE	Cross Linked Polyethylene	Excellent resistance to most solvents, oils and chemicals. Do not confuse with chemical properties of standard polyethylene.	Tube
EPDM	EPDM	Ethylene Propylene Diene	Good general purpose polymer. Excellent heat ozone, and weather resistance. Not oil resistant.	Tube / Cover
Epichlorohydrin	ECO	Ethylene Oxide Chloromethyl	Excellent oil and ozone resistance. Fair flame resistance and low permeability to gases. Good low temperature properties.	Tube / Cover
Ethyl Vinyl Acetate (EVA)		Ethylene Vinyl Acetate	Good abrasion and chemical resistance. Lightweight.	Tube / Cover
FKM	FKM	Fluorocarbon Rubber	Excellent high temperature resistance, particularly in air or oil. Very good chemical resistance.	Tube / Cover
Fluorinated Ethylene Propylene / Polytetra-Fluoroethylene	FEP / PTFE	Fluorinated Ethylene Propylene / Polytetra-Fluoroethylene	Excellent chemical, solvent, and heat resistance, inert to most materials. Smooth anti-adhesive surface – easily cleaned.	Tube
Modified XLPE (MXLPE)		Proprietary	Excellent chemical resistance with good heat properties.	Tube
Natural Rubber	NR	Isoprene	Excellent physical properties, including abrasion resistance. Not oil resistant.	Tube
Neoprene	CR	Chloroprene	Excellent weathering resistance. Good oil resistance. Good physical properties.	Tube / Cover
Nitrile/ Buna-N	NBR	Nitrile-Butadiene	Excellent oil resistance. Good physical properties.	Tube / Cover
Nylon		Nylon	Excellent chemical resistance. Good temperature resistance.	Tube
Poly Vinyl Chloride (PVC)		Poly Vinyl Chloride	Good abrasion, chemical and weathering resistance. Lightweight. Poor oil and temperature resistance.	Tube / Cover, Tubing
Poly Vinyl Chloride / Polyurethane (PVC/PU)		Poly Vinyl Chloride / Polyurethane Blend	Good abrasion, chemical and weathering resistance.	Tube / Cover
Polyurethane (PU)	AU	Polyurethane	Good abrasion, chemical and weathering resistance.	Tube / Cover
SBR	SBR	Styrene-Butadiene	Good physical properties, including abrasion resistance. Not oil resistant. Poor weathering and ozone resistance.	Tube / Cover
TPV		Thermoplastic Vulcanizate	Excellent chemical and ozone resistance. Good flexibility. Lightweight.	Tube, Tubing
Ultra-High Molecular Weight Polyethylene (UHMWPE)	UHMW	Ultra-High Molecular Weight Polyethylene	Excellent chemical and heat resistance.	Tube

Refined Fuel / Hose Compatibility Table

LEGEND

A: Acceptable for use with the designated fuel, and can be interchanged/used with other “A” media in the same row.

D: Acceptable for use with the designated fuel, but only for DEDICATED service with that designated fuel.

Not interchangeable/for use with any other fuel—prior to or subsequent to—use with the dedicated fuel.

X: Not acceptable for use with the designated fuel in any application.

NOTES: “A” or “D” ratings do not imply compliance with government or industry regulations or specifications in any application.

Series	Tube	Av Gas	Non-Regulated Gasoline Service	Ethanol			Diesel Fuel	Biodiesel	
				To E100	To E15	To E85		To B20	To B100
389	Nitrile	D	A	D	A	A	A	A	X
395	Nitrile	D	A	D	A	A	A	A	X
397	Nitrile	D	A	D	A	A	A	A	A
7094/7095	Nitrile	X	X	X	X	X	X	X	X
7102	Nitrile	D	A	D	A	A	A	D	X
7107	Nitrile	X	X	X	X	X	X	X	X
7107 (2" only)	Nitrile	D	A	D	A	A	A	D	X
7114	Nitrile	D	A	D	A	A	A	D	X
7124	Nitrile	D	D	D	A	A	A	D	X
7134/7187	Nitrile	X	X	X	X	X	X	X	X
7137	Nitrile	X	X	X	X	X	X	X	X
7165	Nylon	D	A	A	A	A	A	A	A
7174	Nitrile	D	D	D	A	A	A	D	X
7175	Nitrile	D	D	D	A	A	A	D	X
7204	Nitrile	D	A	A	A	A	A	A	X
7208E	Nitrile/SBR	X	X	X	X	X	X	X	X
7212	Nitrile	X	A	X	A	D	A	D	X
7213E	Nitrile/SBR	X	X	X	X	X	X	X	X
7216/7217	Nitrile	D	A	D	A	A	A	D	X
7216E	Nitrile	D	A	D	A	A	A	D	X
7219	Nitrile	D	A	A	A	A	A	A	X
7234	Chloroprene	X	X	D	X	X	X	X	X
7280	Nitrile	D	D	D	A	A	A	D	X
7282	Nitrile/THV Barrier	D	D	D	A	A	A	D	X
7301	Chloroprene	X	X	D	X	X	X	X	X
7311N/7311NXT	Nitrile	D	A	D	A	A	A	D	X
7331/7331XT	Nitrile	D	A	D	A	A	A	D	X
7396/7397	Nitrile	D	A	D	A	A	A	D	X
7705	Nitrile	A	A	A	A	A	A	A	A
7775	Nitrile	D	A	D	A	A	A	D	D
7776	Nitrile	D	A	D	A	A	A	D	D
7776CT	Nitrile	D	A	D	A	A	A	D	D
7777	Nitrile	D	A	D	A	A	A	D	D
SS107/SS107R	Nitrile	D	A	D	A	A	A	D	D
SS269	Nitrile/SBR	X	X	X	X	X	X	X	X
SWC325	Nitrile	D	A	D	A	A	A	D	D
SW387	Nitrile	D	A	D	A	A	A	D	D
SW569	Nitrile	D	D	D	D	D	D	D	D
SWC316/SWC316R	Nitrile	D	A	D	A	A	A	D	D
SWC609/SWC609R	Nitrile	D	A	D	A	A	A	D	D

Some biodiesel, diesel fuel and gasoline hoses must also meet industry or government standards for regulated applications, such as SAE engine fuel lines or UL gasoline dispenser service. The user is solely responsible for making the final determination if an industry or government (local, state or federal) standard or regulation applies to the application. Contact Parker for more information.

Hose and Chemical Table

Refer to "Names and General Properties of Hose Materials" table.

⚠ WARNING! The following data is based on tests and believed to be reliable; however, the tabulation should be used as a guide **ONLY**, since it does not take into consideration all variables, such as elevated temperatures, fluid contamination, concentration, etc., that may be encountered in actual use. All critical applications should be tested. Refer to the Safety & Technical Information section of this catalog for safety, handling and use information.

***Refer to the PVC and Thermoplastic Temperature/Pressure chart in this section.

Thermoplastic hose and tubing achieve their optimum physical properties at room temperature, 68°F (20°C). As thermoplastic materials are exposed to increased ambient temperatures, they soften and their physical properties change. For hose and tubing, heat sharply reduces the available working pressure and coupling retention. In all cases, test the product in a controlled, secure and safe environment, and consider all operating conditions prior to use.

- NOTES:**
- Data for PVC/thermoplastic materials based on 68°F unless otherwise noted.
 - Data for other materials based on 70°F unless otherwise noted.

Key: E = Excellent • G = Good • C = Conditional • Blank = No Data • X = Not Recommended

Chemical Or Material Conveyed	CPE	CSM	Chlorobutyl	Chloroprene	EPDM	EVA***	FEP/PTFE	FKM	MXLPE	Natural	Nitrile	Nylon	PU***	PVC***	PVC/PJ***	SBR	TPV***	UHMWPE	XLPE
Acetal		C	G	C	G		E	X	G	C	X					C		E	E
Acetaldehyde		X	E	X	E	G	E	X		X	X	E	X	X	X	X	G	G	E
Acetamide		G	E	G	E		E	G	E	C	E					X		E	E
Acetate Solvents		X	C	X	E	C	E	X	G	C	X		C	X	X	X		E	E
Acetic Acid, 10%	E	E	E	G	E	E	E	E		G	G	X	X	E	G	G	E	E	E
Acetic Acid, 30%		G	G	C	E	E	E	C	G	X	X		G	G	X		E	E	E
Acetic Acid, 50%	E	E	G	C	E	C	E	G		X	C	X	X	G	G	G	C	E	G
Acetic Acid, 80%						C							X	C	C				
Acetic Acid, Glacial	E	C	G	C	G	X	E	X		X	X	X	X	C	C	C	G	E	E
Acetic Acid, Vapors						G							X	G	G				
Acetic Anhydride	E	E	G	G	G	C	E	X		C	X	X	X	X	X	X	E	G	E
Acetic Ester		X	G	X	E		E	X	G	X	X					X		E	E
Acetic Ether		C	G	X	E		E	X	G	X	X					X		E	E
Acetic Oxide		E	G	G	G		E	X		X	X		G				G		E
Acetone	G	X	E	X	E	C	E	X		X	X	E	X	X	X	C	G	E	C
Acetone Cyanohydrin		C	E	G	E		E	X		C	X		X			E	E	G	E
Acetonitrile		G	E	E	E		E	X		G	X	E					X		
Acetophenone		X	G	X	E		E	X		X	X		X			X	G	X	X
Acetyl Acetone	G	X	E	X	E		E	X		X	X		X			X	G	E	E
Acetyl Chloride	E	X	X	X	C		E	G		X	X	X	X			X	G	G	G
Acetyl Oxide	E	E	G	G	G		E	X		C	X		X			X	E	E	E
Acetylene	G	C	E	E	E	X	E	E		G	E	E	G	C	C	C	C	E	E
Acetylene Dichloride		X	C	X	C		E	G		X	X	E						X	
Acetylene Tetrachloride		X	X	X	X		E	E		X	X		X			X	X		
Acrolein		G	E	C	E		E	X		G	C		X			C	C	X	E
Acrylic Acid	E	G	X	X	X		E	X		X	X		X			X			X
Acrylonitrile	E	C	X	X	E		E	X		C	X	E	X	C	C	C	G	C	C
Di(2Ethylhexyl) Adipate		X	E	X	G		E	C		X	X								
Adipic Acid		G	X	E	E	E	E	E		E	E		E	G	G	E	G		E
Air		E	E	E	E		E	E	E	E	E					E	E	E	E
Air, +300°F	G	G	G	G	G		E	E		X	G		G			X	E	X	
Alcohol, Aliphatic		E	E	E	E		G	C	E	E	E					G		E	E
Alcohol, Aromatic		X	X	C	X		E	E	G	C	C					X		E	E
Alk-Tri		X	X	X	X		E	E		X	X		X			X	X		E
Allyl Alcohol		E	E	E	E	E	E	G		E	E	C	X	X	X	G	G	E	E
Allyl Bromide		X	X	X	X		E	G		X	X					X		G	G
Allyl Chloride	G	X	X	X	X	C	E	G		X	G	G	X	X	X	G		E	G
Alum	E	E	E	E	E	E	E	E	E	E	E	G	G	E	E	G	E	E	E
Alum, Papermakers							E	E										G	
Aluminum Acetate	E	G	E	C	E		E	E	E	C	C		X			G	E	E	E
Aluminum Chloride	C	E	E	E	E	G	E	E	E	E	E	X	G	E	E	E		E	E
Aluminum Fluoride	X	E	E	E	E	G	E	E		G	E	G	C	G	G	E	E	E	E
Aluminum Formate		X	G	E	E		E	X		X	X		X			E		E	
Aluminum Hydroxide		E	E	E	E	G	E	E		E	E	G	G	E	E	G	E	E	

***Refer to the PVC and Thermoplastic Temperature/Pressure chart in this section.

(Continued on the following page)

Hose and Chemical Table (Continued)

Refer to *Names and General Properties of Hose Materials* table.Key: E = Excellent G = Good C = Conditional
Blank = No Data X = Not Recommended

Chemical Or Material Conveyed	CPE	CSM	Chlorobutyl	Chloroprene	EPDM	EVA***	FEP/PTFE	FKM	MXLPE	Natural	Nitrile	Nylon	PU***	PVC***	PVC/PU***	SBR	TPV***	UHMWPE	XLPE
Aluminum Nitrate						E							C	E	E				
Aluminum Nitrate (AQ)	E	E	E	E	E		E	E		E	E		C			E	E	E	E
Aluminum Oxychloride						G								E	E				
Aluminum Phosphate		E	E	E	E		E	E	E	E	E					E		E	E
Aluminum Sulfate	E	E	E	E	E	E	E	E	E	E	E	E	G	E	E	E	E	E	E
Alums, NH3-CR-K	G	E	E	E	E		E	E		E	E	X	G			E	E	E	E
Amines, Mixed		X	G	G	G			X		G	X		X			C		E	E
Amino Xylene	X	X	G	X	E		E	X		X	X		X			X	G		
Aminobenzene	G	X	G	X	G		E	E		X	X	C	X			X	G		
1-Aminobutane		C	X	X	C		E	X		X	C		X			X			
Aminodimethylbenzene	C	C	G	X	X		E	X		X	X					X			
Aminoethane		C	G	X	E		E	X		C	X		X			C			
2-Aminoethanol		G	E	G	G		E	X		G	X		C			X			
1-Aminopentane	C	X	G	E	E		E	X		G	C		C			G	C		
O-Aminotoluene	G																		
Ammonia (AQ)						E						E	X	C	C			E	C
Ammonia Anhydrous												G						E	E
Ammonia Gas												C						E	E
Ammonia Gas, Dry						E						X	C	C					
Ammonia Liquid		E	E	E	E	E	E	E	E	G	G		X	X	X	G		E	E
Ammonia Water		G	G	G	E		E	G	E	G	C					G		E	E
Ammonium Carbonate		E	E	E	E	E	E	E	E	E	C	G	E	E	E	E		E	E
Ammonium Chloride	G	E	E	E	E	E	E	E	E	E	E		G	E	E	E	E	E	E
Ammonium Fluoride, 25%						G							C	X	X				
Ammonium Hydroxide	E	E	E	E	E		E	E		G	E	G	X				E	E	E
Ammonium Hydroxide, 28%						E							C	C	C				
Ammonium Metaphosphate		E	E	E	E	E	E	E	E	E	E		G	E	E	E		E	E
Ammonium Nitrate	G	E	E	E	E	E	E	E	E	E	E	G	G	E	E	E	E	E	E
Ammonium Persulfate		E	E	E	G	E	E	E	E	E	X		G	E	E	X		E	E
Ammonium Phosphate		E	E	E	E	E	E	E	E	E	E		G	G	G	E		E	E
Ammonium Phosphate, Dibasic	E	E	E	E	E		E	E		E	E	C				E	E	E	E
Ammonium Phosphate, Neutral						E							G	E	E				
Ammonium Sulfate	E	E	E	E	E	E	E	E	E	E	E	G	E	E	E	G		E	E
Ammonium Sulfide		E	E	E	E	E	E	E	E	E	E		E	E	E	E		E	E
Ammonium Sulphite		E	E	E	E		E	E		E	E		X			E			E
Ammonium Thiocyanate		E	E	E	E	E	E	E	E	E	E		G	E	E	E		E	E
Ammonium Thiosulphate		E	E	E	E	E	E	E	E	E	E	E	X			E	E	E	E
Amyl Acetate	X	X	C	X	E	X	E	X		X	X	G	X	X	X	X	G	E	C
Amyl Acetone		X	G	X	G		E	X		X	X					X			E
Amyl Alcohol	E	E	E	E	E	G	E	E		E	E	E	X	C	C	G	E	E	E
Amyl Amine		C	G	C	C		E	X		C	C					G			
Amyl Borate		C	E	E	E		E	E	C	E	E					E		E	E
Amyl Bromide		X	X	X	C		E	G		X	X								
Amyl Chloride	C	X	X	X	X	X	E	E		X	X	E	C	X	X	X	X	X	X
Amyl Chloronapthalene		E	E	E	E		E	E	C	E	E					E		E	E
Amyl Ether		C	X	X	X		E			X	X								
Amyl Napthalene		E	E	E	E		E	E	C	E	E					E		E	E
Amyl Oleate		E	G	E	G		E	C	G	E	E					E		E	E
Amyl Phenol		E	E	E	E		E	E	C	E	E					E		E	E
Anethol	X	X	X	X	X		E	G		X	X	G				X		G	G
Aniline	X	X	E	X	G	X	E	G		X	X	C	X	X	X	X	G	E	E
Aniline Chlorohydrate						X							X	X	X				
Aniline Dyes	X	G	G	C	G		E	G		G	X	X	X	X	X	G	G	E	E
Aniline Hydrochloride		X	G	X	G	X	E	G	E	G	G		X	X	X	C		E	E
Aniline Oil	G	X	G	X	C		E	C		X	X		X			X			
Animal Fats		C	C	C	G		E	E		X	E	E	C			X	C	E	E

***Refer to the PVC and Thermoplastic Temperature/Pressure chart in this section.

(Continued on the following page)

Hose and Chemical Table (Continued)

Refer to *Names and General Properties of Hose Materials* table.

Key: E = Excellent G = Good C = Conditional
Blank = No Data X = Not Recommended

Chemical Or Material Conveyed	CPE	CSM	Chlorobutyl	Chloroprene	EPDM	EVA***	FEP/PTFE	FKM	MXLPE	Natural	Nitrile	Nylon	PU***	PVC***	PVC/PU***	SBR	TPV***	UHMWPE	XLPE
Animal Grease		X	X	C	C		E	E	E	X	E					X		E	E
Animal Oils		X	C	X	C	G	E	E	E	X	E		G	C	C	X		E	E
Ansul Ether		X	X	X	C		E	X	G	X	X					X		E	E
Anthraquinone						E								E	E				
Anthraquinonesulfonic Acid						E							X	E	E				
Antifreeze		E	E	E	E		E	E	E	E	E					E		E	E
Antimony Chlorides		G	E	X	E		E	E		G	C		E					E	E
Antimony Pentachloride		X	X	X	X		E	E	E	X	G					X		G	G
Antimony Trichloride						E							E	E	E				
Apple Juice or Sauce													E	E					
Aqua Regia	G	X	X	X	C	X	E	E		X	X	X	X	C	C	X	X	G	X
Argon		X	G	G	E		E	E		X	E	E	E			E		E	E
Aromatic Hydrocarbons		X	X	X	X		E	E		X	X			X		X		E	E
Arquad		E	E	E	E		E	E	E	E	E					E		E	E
Arsenic Acid	E	E	E	E	E		E	E		E	E	E	X			E	E	E	E
Arsenic Acid, 80%						G							X	E	E				
Arsenic Chloride		X	X	E	X		E	X		X	C					X		X	X
Arsenic Trichloride		X	X	E	X		E	X		X	E					X		X	X
Arylsulfonic Acid													X	C	C				
Asphalt	G	X	X	C	X	X	E	E		X	G	E	G	C	C	X	G	E	X
ASTM Fuel A	E	G	X	G	X		E	E		X	E	E	G	C	C	X	X	G	G
ASTM Fuel B	G	G	X	X	X		E	E		X	X	E	G	X	X	X	X	G	G
ASTM Fuel C	C	X	X	X	X		E	E		X	G	E	X	X	X	X	X	G	G
ASTM Oil #1		G	X	E	X		E	E		X	E	E	E	C	C	X	X	E	E
ASTM Oil #2		C	X	E	X		E	E		X	E					X			
ASTM Oil #3		C	X	G	X		E	E		X	E		X	C	C	X			
ASTM Oil #4		X	X	X	X			E		X	G		X			X		E	E
Automatic Transmission Fluid		C	X	G	X		E	E		X	E	G	G			X	X	E	E
Aviation Gasoline		X	X	X	X		E	E		X	E		X			X		E	E
Banana Oil	X	C	X	X	E		E	X		X	X	G	X			X	G	E	X
Barium Carbonate		E	E	E	E	E	E	E	E	E	E		E	E	E	E		E	E
Barium Chloride	G	E	E	E	E	E	E	E	E	E	E	G	E	E	E	E		E	E
Barium Hydroxide	G	E	E	E	E	E	E	E	E	E	E	G	E	E	E	E		E	E
Barium Sulfate		E	E	E	E	E	E	E	E	E	E		E	E	E	E		E	E
Barium Sulfide		E	E	E	E	E	E	E	E	E	E		E	E	E	G		E	E
Beer		E	E	G	E		E	E		E	E	E	G	E		E	E	E	X
Beet Sugar Liquors	G	E	E	G	E	E	E	E		E	E	G	X	E		E	E	E	E
Benzal Chloride			G				E			X		E						E	E
Benzaldehyde	C	X	G	X	E	C	E	X		X	X	E	X	X	X	X	X	E	E
Benzene	C	X	X	X	X	X	E	G		X	X	G	X	X	C	X	X	G	E
Benzene Carboxylic Acid	G	X	E	E	X		E	E		X	X		X			X	E		
Benzene Sulphonic Acid		G	X	G	X		E	E	E	X	X					X		E	E
Benzine		X	X	G	X		E	E		X	E	G	C			X	G		E
Benzine Solvent		C	X	X	X		E	E		X	E					X			
Benzoic Acid		X	X	G	X	G	E	E	G	X	X	E	X	G	G	X	E	E	E
Benzoic Aldehyde		X	G	X	E		E	X	G	X	X					X		E	E
Benzol	C	X	X	X	X	X	E	G		X	X	G	X	X	C	X	X	G	E
Benzotrichloride		X	X	X	E		G	E		X	X					X		G	G
Benzyl Acetate		G	E	E	E		E	X		X	X		X			E		E	E
Benzyl Alcohol	E	G	G	G	G		E	E		X	X	C	X			X	X	E	E
Benzyl Chloride	X	X	X	X	X		E	E		X	X		X			X	X	E	E
Benzyl Ether		X	G	X	C		E	X		X	X		G			X			
Bismuth Carbonate						E							E	E	E				
Black Liquor						E							E	E	E				
Black Sulfate Liquor	C	G	G	G	G		E	E		G	G	C	X			G	E	E	E
Blast Furnace Gas		C	C	E	C		E	E	E	C	C					C		E	E

***Refer to the PVC and Thermoplastic Temperature/Pressure chart in this section.

(Continued on the following page)

Hose and Chemical Table (Continued)

Refer to *Names and General Properties of Hose Materials* table.

Key: E = Excellent G = Good C = Conditional
Blank = No Data X = Not Recommended

Chemical Or Material Conveyed	CPE	CSM	Chlorobutyl	Chloroprene	EPDM	EVA***	FEP/PTFE	FKM	MXLPE	Natural	Nitrile	Nylon	PU***	PVC***	PVC/PU***	SBR	TPV***	UHMWPE	XLPE
Bleach Solutions		G	G	X	G		E	G	E	X	X	C	X			X		G	G
Bleach, 12.5% Active CL						G							C	G	G				
Borax Solution	C	E	E	E	E		E	E		E	E	G	E			E	E	E	E
Bordeaux Mixture		E	E	E	E		E	E	E	G	E					G	E	E	E
Boric Acid	X	E	E	E	E	E	E	E		E	E	G	E	E	E	E	E	E	E
Boron Trifluoride						E							E	E	E				
Brake Fluid DOT #3	E	G	E	C	E		E	X		X	X	E	X	X	X	E	G		
Brine	G	E	E	E	E	E	E	E		E	E	G	G	E	E	E	E	E	E
Bromacil					E														
Bromic Acid						G							X	E	E				
Bromine		C	X	X	X		E	E	G	X	X					X		X	G
Bromine Water		E	C	G	C	X	E	E		X	C		X	X	X	X		E	E
Bromine, Liquid						X							X	X	X				
Bromobenzene	X	X	X	X	X		E	E		X	X		X			X		C	C
1-Bromobutane		X	X				E	G		X	X								
Bromochloromethane	X	X	X	X	G		E	C		X	X								
Bromoethane		X	X	X	X		E	E		C	G		X			X			
3-Bromopropene		X	X	X			E	G		X	X								
Bromotoluene	X	X	X				E	G		X						X			X
Bugdioxane																			E
Bunker Oil		X	X	X	X		E	E		X	E		G			X		E	E
Butadiene		X	X	X	X	X	E	G		X	X		X	C	C	X		E	E
N-Butanal		C	G	C	G		E	X		X	X		C						
Butane		X	X	C	X	X	E	E		X	E	E	X	C	C	X		E	E
Butanoic Acid		C			G		E	G											
Butanol (Butyl Alcohol)	G	E	G	E	G		E	E		E	E	G	X			E	G	E	E
Butanol, Primary						G							C	X	X				
Butanol, Secondary						G							C	X	X				
Butanone	G	X	E		E		G				X	G	X				X	E	E
Butoxyethanol		X	E	X	E		E			X	C		E						
Butter		E	E	G	E			E		C	E			C		C			
Butyl Acetate	C	X	X	X	X	X	X	X		X	X	G	X	X	C	X		E	E
Butyl Acrylate		X	X	X	X		E	X		X	X							G	G
Butyl Alcohol (Butanol)	G	E	G	E	G	E	E	E		E	E	G	C	C	C	E	G	E	E
Butyl Aldehyde		C	G	C	G		E	X					C				G	E	E
Butyl Amine		C	C	X	C		E	X	E	G	C					C		E	E
N-Butylamine		X	X	X	C		E	X		X	X		X			X			
T-Butyl Amine		X			G														
Butyl Benzene		X	X	X	X			E		X	X					X		E	E
N-Butylbenzene		X					E	E		X	X								E
Butyl Benzyl Phthalate		X	E				E	C		X						X		E	E
Butyl Bromide		X	X	X	X			G		X	X					X		G	G
N-Butylbromide		X	X				E	G		X	X								G
Butyl Butyrate		X	C	X	G			C		X	X					X		G	G
N-Butylbutyrate		X	E	X	E		E	E		X	X					X			
N-Butylcarbinol	E	E	E	E	E		E	E		E	G	E	X			E	E		
Butyl Carbitol		C	E	C	E		E	G		X	C					X		E	G
Butyl Cellosolve		X	E	X	G		E	X		X	C			X	X	X	E	E	E
Butyl Chloride		X	C				E	E		X								C	G
Butyl Ether		X	X	X	X		E	X		X	X		G			X		E	E
Butyl Ether Acetaldehyde		X	G				E	X		X		X						E	E
Butyl Ethyl Acetaldehyde		X	C	X	X			X		X	X					X		E	E
Butyl Ethyl Ether		X	X				E	E		X	G							E	E
Butyl Oleate		X	G	X	G		E	E		X	X					X			
Butyl Phenol						X								C	C				
Butyl Phthalate		X	G		E		E	C		X						X			E

***Refer to the PVC and Thermoplastic Temperature/Pressure chart in this section.

(Continued on the following page)

Hose and Chemical Table (Continued)

Refer to *Names and General Properties of Hose Materials* table.

Key: E = Excellent G = Good C = Conditional
Blank = No Data X = Not Recommended

Chemical Or Material Conveyed	CPE	CSM	Chlorobutyl	Chloroprene	EPDM	EVA***	FEP/PTFE	FKM	MXLPE	Natural	Nitrile	Nylon	PU***	PVC***	PVC/PU***	SBR	TPV***	UHMWPE	XLPE
Butyl Stearate		X	X	X	X		E	E		X	G		G			X		E	E
Butylene		X	X	C	X		E	E		X	E	G	C	C	C	X		E	E
Butyraldehyde		X	G	X	C		E	X	G	X	X		X			X		E	E
Butyric Acid		C	G	X	G		E	G		X	X		G			X		E	E
Butyric Acid, 20%						X							C	C	C				
Butyric Anhydride		G	C				E			C	C							E	E
Butyraldehyde							E	X	G									E	E
Cadmium Acetate		E	E				E			X								E	E
Calcium Acetate		C	E	G			E	X		E	G		X			X		E	E
Calcium Aluminate		E	E				E	E		E	E							E	E
Calcium Bichromate		C	E				E			E								E	G
Calcium Bisulfate		E	G	E	G		E	E	E	C	E					C		E	E
Calcium Bisulfide				C	X		E	E		E	E	G	C			G		E	E
Calcium Bisulfite		E	E	E	E	E	E	E	E	E	E		E	E	E	E		E	E
Calcium Carbonate		E	E	E	E		E	E	E	E	E		E	E	E	E		E	E
Calcium Chlorate						E							G	E	E				
Calcium Chloride	G	E	E	E	E	E	E	E		E	E	E	E	E	E	E		E	E
Calcium Hydroxide	G	G	E	E	E	E	E	E		E	E	E	E	E	E	E		E	E
Calcium Hypochlorite	G	E	E	C	E	G	E	E		X	X	X	X	E	E	X		C	C
Calcium Nitrate		E	E	E	E	E	E	E		E	E	E	X	E	E	E		E	E
Calcium Sulfate		E	E	E	E	E	E	E	E	E	E		E	E	E	E		E	E
Calcium Sulfide	X	E	E	E	E		E	E		X	E	E	E			X		E	E
Calcium Sulfite		E	E	E	E		E	E	E	E	E					E		E	E
Caliche Liquor		E	E	E	E		E	E	E	E	E					E		E	E
Cane Sugar Liquors		E	E	E	E	G	E	E	E	E	E			E		E		E	E
Caprylic Acid		G	C				E			C	C							E	E
Carbamide		E	G	G			E			E	G								
Carbitol		G	E	C	G		E	G		X	G	E	X			G		E	E
Carbitol Acetate		X	G	X	G			X		X	X					X		E	E
Carbolic Acid	G	X	G	X	X		E	E		X	X	X	X			X	X	E	E
Carbon Bisulfide		X	X	X	X	X	E	E		X	X			X	X	X		E	E
Carbon Dioxide		G	G	G	G		E	G		G	E	E	E			G		E	E
Carbon Dioxide (AQ)						E							E	E	E				
Carbon Dioxide Gas, Wet						E							E	E	E				
Carbon Disulfide		X	X	X	X		E	X		X	X	X	X			X		E	C
Carbon Monoxide	G	E	E	E	E	G	E	E		C	E	E	G	E	E	G	E	E	E
Carbon Tetrachloride	C	X	X	X	X	X	E	E		X	C	X	X	X	C	X	X	G	E
Carbon Tetrafluoride		X	X	X	X		E			X	C					X		C	C
Carbonic Acid	X	E	E	G	E	G	E	G		E	G	G	E	C	G	G	X		E
Casein						E							E	E	E				
Castor Oil	G	E	G	E	G	C	E	E		E	E	G	G	E	E	E	C	E	E
Catsup													E						
Caustic Potash		E	E	G	E	C	E	C	E	E	E		C	E	E	G		E	E
Caustic Soda			E	E	E	G	E	G				G	C	E	E		E		
Cellosolve		G	E	X	E	C	E	C	E	G	X		G	C	G	G		E	E
Cellosolve Acetate		X	G	X	G		E	X		X	X	G	X			X		E	E
Celluguard		X	E	E	E		E			E	E	G	E			E			
Cellulube		X	G	X	E			C		C	X					X		E	E
Cetylic Acid	G	C	G	G	G		E	E		E	E	C	E			G	E		
China Wood Oil	C	E	X	E	X		E	E		X	E	G	C			X			
Chloracetic Acid						X							X	E	E				
Chloral Hydrate						C							G	E	E				
Chlordane		C	X	C	X			E		X	G	G	C			X			
Chloric Acid, 20%													X	E	E				
Chlorinated Hydrocarbons		X	X	X	X	X	E	E		X	X		X	X	X	X			
Chlorinated Solvents	X	X	X	X	X		E	E		X	X	X	X			X		X	G

***Refer to the PVC and Thermoplastic Temperature/Pressure chart in this section.

(Continued on the following page)

Hose and Chemical Table (Continued)

Refer to *Names and General Properties of Hose Materials* table.

Key: E = Excellent G = Good C = Conditional
Blank = No Data X = Not Recommended

Chemical Or Material Conveyed	CPE	CSM	Chlorobutyl	Chloroprene	EPDM	EVA***	FEP/PTFE	FKM	MXLPE	Natural	Nitrile	Nylon	PU***	PVC***	PVC/PU***	SBR	TPV***	UHMWPE	XLPE
Chlorine Dioxide		C	X	X	X			E		X	X					X		G	G
Chlorine Gas		X	X	X	X		E	E		X	X					X			
Chlorine Gas, Dry						X							X	G	G				
Chlorine Gas, Moist						X							X	C	C				
Chlorine Water Solutions		X	X	X	X		E	C	E	X	X					X		G	E
Chlorine Water, 2%						E							C	G	G				
Chlorine Water, Saturated						E							C	C	C				
Chloroacetic Acid		G	G	X	G		E	G		X	X	X	X			X	X	E	E
Chloroacetone		X	X	C	E		E	X		X	X		X			X		E	E
Chlorobenzene						X	E	E	G				X	X	X			G	G
Chlorobenzene, Mono, Di, Tri		X	X	X	X		E	E	G	X	X	E	X			X	X	C	E
Chlorobutadiene		X	X	X	X			E		X	X					X		G	G
Chlorobutane		X	C				E	E		X	X		C					G	G
Chloroethylbenzene	X	X	X		X		E	E		X	X		G			X		E	E
Chloroform	X	X	X	X	X	X	E	G		X	X	X	X	X	X	X	X	E	C
Chloropentane		X	C				E	E		X						X		E	E
Chlorophenol		X	X	C	X		E	E	G	X	X					X		E	E
2-Chlorophenol	G	X	X	X	X		E	E		X	X	X	X			X	X		G
2-Chloropropane		X	X	X	X		E	E		X	X	X	X			X	X		E
Chloropropanone		X	C	X	C		E	X		X	X					X			E
3-Chloropropene		X	C	X	X		E	G		X	G					E			E
Chlorosulfonic Acid	X	X	X	X	X		E	X		X	X	X	X			X	X	X	X
Chlorothene		X	X	X	X		E	E	E	X	X					X		G	G
Chlorotoluene		X	X	X	X		E	E		X	X	E	X			X		G	G
Chlorox		G	G	G	G		E	E		X	G	X	X			X		E	G
Chlorsulfonic Acid						X							X	C	C				
Chrome Alum						E							E	E	E				
Chrome Plating Solutions		X	X	X	X					X	X					X			
Chromic Acid	X	X	G	X	X		E	E		X	X	X	X			X	X	X	E
Chromic Acid, 50%						C							X	C	C				
Chromium Trioxide	X	X	G	X	X		E	E		X	X	X	X			X	X		
Cider						E								E					
Cinnamene		X	X	X	X		E	G		X	X		C			X			
Citric Acid	X	E	E	E	E	E	E	C		E	E	G	E	E	E	E	E	E	E
Coal Oil		C	X	G	X		E	E		X	E	E	C			X	X	E	C
Coal Tar		X	X	C	X	X	E	E		X	G		C	X	X	X	X	E	E
Coal Tar Naphtha		X	X		X		E	E		X	X		X			X			E
Cobalt Chloride		E	E	E	E		E	E		E	E					E		E	E
Coconut Oil		C	G	C	G	C	E	E		X	E		C	G	E	X		E	E
Cod Liver Oil		G	E	G	E		E	E	E	X	E					X		E	E
Coke Oven Gas		X	X	X	X		C	E		X	X	C	X			X			E
Coolanol		G	X	G	X		E	E		X	E		X			X			
Copper Arsenate		E	E	E	E		E	E	E	E	E					E		E	E
Copper Chloride	X	G	E	G	E	E	E	E		G	E	X	G	E	E	E		E	E
Copper Cyanide		G	E	E	E	E	E	E		E	E	X	E	E	E	E		E	E
Copper Fluoride, 2%						E							E	E	E				
Copper Hydrate		G	E				E	C		C	G							E	
Copper Hydroxide		G	E				E	C		C	G					G			E
Copper Nitrate		E	E	E	E					E	E					E			
Copper Nitrate						E	E	E	E				E	E	E			E	E
Copper Sulfate	X	E	E	E	E	E	E	E		G	E	G	G	E	E	G		E	E
Copper Sulfide		E	E	E	E		E	E		C	E					E		E	E
Corn Oil		G	G	C	X		E	E		X	E	G	E	E	E	X	E	E	E
Cottonseed Oil	G	G	C	C	C	E	E	E		X	G	E	E	G	E	X		E	E
Creosote (Coal Tar)		X	X	X	X		E	E		X	G	X	C			X		E	E
Creosote (Wood)		C	X	G	X		E	E		X	E					X		E	E

***Refer to the PVC and Thermoplastic Temperature/Pressure chart in this section.

(Continued on the following page)

Hose and Chemical Table (Continued)

Refer to *Names and General Properties of Hose Materials* table.

Key: E = Excellent G = Good C = Conditional
Blank = No Data X = Not Recommended

Chemical Or Material Conveyed	CPE	CSM	Chlorobutyl	Chloroprene	EPDM	EVA***	FEP/PTFE	FKM	MXLPE	Natural	Nitrile	Nylon	PU***	PVC***	PVC/PU***	SBR	TPV***	UHMWPE	XLPE
Cresols		X	X	X	X	X	E	E		X	X	X	X	X	X	X	X	E	G
Cresote						X								X	X				
Cresylic Acid		X	X	X	X		E	G		X	X	X	X			X		E	G
Cresylic Acid, 50%						X						X	X		C				
Crotonaldehyde		X	E	X	E		E	X		X	X		X			C		E	E
Crude Oil, Sour						X							E		C				
Crude Oil, Sweet						X							E		C				
Cumene		X	X	X	X		E	E		X	X		X			X		E	E
Cupric Carbonate		E	E	E			E	E		C	E							E	E
Cupric Chloride		E	E	G	E		E	E	E	C	E					C		E	E
Cupric Hydroxide		G	E				E	C		C	G								
Cupric Nitrate		E	E	E	E		E	E	E	G	E					C		E	E
Cupric Sulfate		E	E	E	E		E	E		G	E	G	X			E		E	E
Cutting Oil		G	X	G	X		E	E		X	E		E			X			
Cyclohexane		X	X	X	X	C	E	E		X	G	E	G	X	X	X	X	E	E
Cyclohexanol		G	X	G	X	E	E	E		X	G	E	C	X	X	X	X	E	E
Cyclohexanone		X	X	X	C	E	E	X		X	X	E	X	X	X	X	X	E	X
Cyclopentane		X	X	E	X		E	E		X	G							E	E
Cyclopentanol		X	X					G		X	G					X		E	E
Cyclopentanone		X	X				E	X		X	X								E
Cyclopentyl Alcohol		X	X					G		X	G					X		E	E
P-Cymene	X	X	X	X	X		E	E		X	X		X			X		E	E
DDT In Deionized Kerosene		X	X	C	X		E	E	G	X	E	E	G			X		E	E
Decahydronaphthalene		X	X	X	X		E	E		X	X	E	X			X	X	E	E
Decahydroxynaphthalene	C																		
Decalin		X	X	X	X		E	E	X	X	X	G	X			X	X	X	E
Decane		X	X	X	X			A		X	G					X		E	E
1-Decanol		E	X	X	X		E	G		X	E		E			X			E
Decyl Alcohol		E	X	X			E	G		X	E							E	E
Decyl Aldehyde		X	C				E	X		X								E	E
Decyl Butyl Phthalate		X	E				E	C		X	X							E	E
Decyl Carbinol		E	E				E	G		E	E								
Developing Fluid, Photo		E	G	E	G		E	E		E	E	E				G		E	E
Dextrin						E							E	E	E				
Dextron		X	X	G	X			E		X	E		G	E		X			
Dextrose						E							E	E					
Diacetone Alcohol		X	E	X	E		E	X		X	X		X			X		E	C
Diacetylmethane	G	X	E	X	E		E	X		X	X		X			X	E		
Diallylphthalate	G																		
Diammonium Phosphate	E	E	E	E	E		E	E		E	E	E				E			
Diamyl Napthalene		X	E				E	C		X									E
Diamyl Phenol		X	X				E	E		X	X					X			E
Diamylamine		C	E		E		E	X		G	G		X			X			
Diamylene		X	X	X			E	E		X	C	G							E
Diazo Salts						E								E	E				
Dibenzyl Ether		X	G	X	C		E	X		X	X		G			X		E	E
Dibenzylsebacate		X	G	X	G		E	E	E	C	X					X		E	E
Dibromobenzene		X	X				E	E		X								G	E
Dibromomethane		X	X	X	C		E	G		X	X						X		
Dibutyl Ether		X	X	X	X		E	X		X	X		X			X		E	E
Dibutyl Phthalate		X	C	X	E		E	C		X	X	E	X			X		E	E
Dibutyl Sebacate		X	G	X	G		E	E		X	X		X			X		E	E
Dibutylamine		X	X	X	X		E	X		X	X		X			X		E	
Dicalcium Phosphate		E	E				E	E		E	E								E
Dichloro Difluoro Methane	C	E	X	G	C		E	G		X	C		G	E		E	X		
Dichloro Ethylene		X	C	X	X		E	G				C	C				X		

***Refer to the PVC and Thermoplastic Temperature/Pressure chart in this section.

(Continued on the following page)

Hose and Chemical Table (Continued)

Refer to *Names and General Properties of Hose Materials* table.Key: E = Excellent G = Good C = Conditional
Blank = No Data X = Not Recommended

Chemical Or Material Conveyed	CPE	CSM	Chlorobutyl	Chloroprene	EPDM	EVA***	FEP/PTFE	FKM	MXLPE	Natural	Nitrile	Nylon	PU***	PVC***	PVC/PU***	SBR	TPV***	UHMWPE	XLPE
Dichloroacetic Acid		X	C				E	X		G			C					E	E
Dichlorobenzene						X								X	X				
Ortho-Dichlorobenzene		X	X	X	X		E	E		X	X	E	X			X	X		
P-Dichlorobenzene		X	X	X	X		E	E	G	X	X					X		X	X
Para-Dichlorobenzene		X	X	X	X		E	E		X	X		X			X			G
Ortho-Dichlorobenzol		X	X	X	X		E	E		X	X	E	X			X	X		X
Dichlorobutane		X	X	X	C		E	E		X	G		X			X		E	G
Dichloroethane	X	X	C	X	X		E	G		X	X	C	X			X	X		E
Dichloroethyl Ether		X	X				E			X	X					X			E
Dichloroethylene		X	X	X	X		E	E	X	X	X					X		C	C
Dichlorohexane		X	X				E	E		X	X							E	E
Dichloroisopropyl Ether		X	C	X	C			C		X	X					X		E	E
Dichloromethane		X	X	G	C		E	G		X	X	C				X	X	E	E
Dichloropentane		X	X	X			E	E		X	X		X			X		E	E
Dichloropropane		X	X	X			E	E		X	X							E	E
Dichloropropene							E	E										E	E
Dichlorotoluene	X																		
Diesel Oil	E	C	X	C	X		E	E		X	E	E	C	C	C	X	X	E	G
Diethanolamine		C	E		E		E			G		G				X		E	E
Diethyl Benzene		X	X	X	X		E	E	G	X	X					X		E	E
Diethyl Ether		X	X	X	X	X	E	X		X	X	E	E	X	X	X	E	G	
Diethyl Ketone		X	G	X	E		E	X		X	X								G
Diethyl Oxalate		X	X	X	X		E			X	X								E
Diethyl Phthalate		X	E				E	C		X								E	E
Diethyl Sebacate		C	G	X	G		E	G		X	X		X			X	E		
Diethyl Sulfate		X	G	E	E		E	X		X	X		X			E			
Diethyl Triamine		C	E				E			G	G								
Diethylamine		X	G	G	G					G	C					G			
Diethylamine		C	G	G	G		E	X		G	C		C			G		E	C
Diethylbenzene		X	X	X	X		E	E		X	X		X			X		E	E
Diethylene Dioxide		X	G	X	G		E	X	E	X	X					X		E	E
Diethylene Glycol		E	E	E	E	G	E	E		E	E	E	X	G	G	E		E	E
Diethylene Oxide			X		E		E												
Diethylene Triamine		C	E		E		E			G			X			X	E	E	
Diglycolic Acid						E								E	E				
Dihydroxy Diethyl Ether		E	E	E	E		E	E	E	E	E					E		E	E
Dihydroxy Succinic Acid		E	G	C	G		E	E		E	G		E					E	E
Diisobutyl Ketone		X	G	X	E		E	X		X	X		X			X		E	E
Diisobutylene		X	X	C	X		E	E		X	E		X			X		E	E
Diisodectyl Phthalate		X	E		E		E	C		X						X		E	E
Diisodecyl Phthalate		X	E	X	E		E	C		X	X			X					
Diisooctyl Adipate		X	E	X	E		E	C		X	X					X		E	E
Diisooctyl Phthalate		X	E		G		E	C		X								E	E
Diisopropanolamine		C	E				E			G	G								
Diisopropyl Benzene		X	X	X	X		E	E	G	X	X					X		E	E
Diisopropyl Ether		C	X	X	X		E	X		X	G		G			X			E
Diisopropyl Ketone		X	E	X	E		E	X		X	X		X			X			E
Dilauryl Ether		C	D	X	X		E	C	G	X	C					X		E	E
Dimethyl Phenols (DMP)		X	X	X	X		E	X	E	X	X					X		C	C
Dimethyl Phthalate		X	G	X	G		E	G	E	X	X		X			X	G	E	E
Dimethyl Sulfate		X	G	X	X		E	X	X	X	X					X		E	X
Dimethyl Sulfide		X	C	X	X		E	C	E	X	X					X		G	G
Dimethylamine		X	G	X	X	X	E	X			X	E	X	X	X			E	X
Dimethylaniline	C	X	X	X	G		E	X			X		X			X		G	G
Dimethylbenzene	C	X	X	X	X		X	E			X	G	X			X	X	E	
Dimethylbutane	G																		

***Refer to the PVC and Thermoplastic Temperature/Pressure chart in this section.

(Continued on the following page)

Hose and Chemical Table (Continued)

Refer to *Names and General Properties of Hose Materials* table.

Key: E = Excellent G = Good C = Conditional
Blank = No Data X = Not Recommended

Chemical Or Material Conveyed	CPE	CSM	Chlorobutyl	Chloroprene	EPDM	EVA***	FEP/PTFE	FKM	MXLPE	Natural	Nitrile	Nylon	PU***	PVC***	PVC/PU***	SBR	TPV***	UHMWPE	XLPE
Dimethylcarbinol		E	E	E	G		E	E		E	G							E	E
Dimethylformamide (DMF)		C	C	C	C		E	X	E	C	X					C	E	E	E
Dimethylketone	G	X	E	X	E		E	X			X	E	X			C	E	E	E
Dinitrobenzene		X	C	C	C		E	E	G	X	X					X		E	E
Dinitrotoluene		X	X	X	X		E	G	E	X	X					X		E	E
Diocetyl Adipate (DOA)		X	E	X	G		E	C		X	X							E	E
Diocetyl Phthalate (DOP)		X	G	X	G	G	E	G		X	X	E	X	X	X	X		E	E
Diocetyl Sebacate (DOS)		X	G	X	G		E	G	E	X	X					X		E	E
Dioxalanes		X	X	X	G		E	X	G	X	X		X			X		E	E
Dioxane		X	G	X	G		E	X		X	X	E	X			X		E	E
1,4 Dioxane		X	G	X	G		E	X		X	X	E	X			X	X		E
Dipentene		X	X	X	X		E	E		X	G		X			X			
Dipentylamine		C	E		E		E	X		G	G		X			X			
Diphenyl		X	X	X	X			A		X	X					X		E	E
Diphenyl Oxide		C	X	X	X			A		X	X					X		E	E
Di-P-Mentha-1,8-Diene		X	X	X	X		E	E		X	G		X			X			
Dipropyl Ketone		X	G	X	G		E	X	E	X	X					X		E	E
Dipropylamine		C	E				E			G	G								
Dipropylene Glycol		E	E				E	E		E	E								
Disodium Phosphate		E	E		E	E	E	E		E	E		E	E	E			E	E
Divinyl Benzene		X	X				E	E		X						X		E	E
Dodecyl Benzene		X	X	X	X		E	E	G	X	X					X		E	E
Dodecyl Toluene		X	X	X	X		E	E	G	X	X					X		E	E
Dowell Inhibitor	G																		
Dowfax 2A1 Solvent	E																		
Dowfax 2A1 TA	E																		
Dowfax 6A1 Solvent	G																		
Dowfax 6A1 Ta	E																		
Dowfume W 40, 100%		C	D	C	C			C		X	X					X		G	G
Dow-Per		X	X	X	X		E	E	G	X	C					X		E	E
Dowtherm A & E	X	X	X	X	X		E	E	E	X	X	X	X			X		E	E
Dowtherm S.R.I.		E	E	E	E		E	E	E	E	E					E		E	E
Dry Cleaning Fluids		X	X	X	X		E	E			C	E	X			X		G	X
Ducgkirioebaane			X																
Duro AW16, 31					X		E				E	E							
Duro FR-HD					X		E				E	E							
Epichlorohydrin		C	C	X	G		E	X	G	X	X					X		G	G
Ethanoic Acid	E	C	G	G	E		E	X		X	C	X	X			G	C	E	E
Ethanolamine		X	G	G	G		E	X		G	G	E	C			X		E	E
Ethanol (Ethyl Alcohol)	G	E	E	E	E		E	C		E	E	G	X			E	E	E	E
2 (2Aminoethylamino) Ethanol		G	E							G	G								
2 (2Ethoxyethoxy) Ethanol		X	G	X	G		E	X		X	X	E	X			X	X		
2-Ethoxyethanol		X	G	X	G		E	X		X	X		X			X	X		
Ethers	G	X	X	X	C	X	E	X		X	X	E	X	X	C	X		C	
Bis (2-Cloroethyl) Ether		X	X				E			X	X					X			
Ethyl Acetate	G	X	G	X	E	C	E	X		X	X	E	X	X	C	X	E	E	G
2-Ethoxyethyl Acetate	X	X	G	X	G		E	X		X	X	G	X			X	X		
2 (2Ethoxyethoxy) Ethyl Acetate	X	X	G	X	X		E	X		X	X		X			X	X		
Ethyl Acetoacetate		X	G	X	G		E	X		C	X					C		E	E
Ethyl Acetone		X	G	X	G		E	X		X	X					X			
Ethyl Acrylate		X	G	X	G		E	X		X	X		X	X	X	X		E	G
Ethyl Alcohol (Ethanol)	G	E	E	E	E		E	E		E	E	G	X			E	E	E	E

***Refer to the PVC and Thermoplastic Temperature/Pressure chart in this section.

(Continued on the following page)

Hose and Chemical Table (Continued)

Refer to *Names and General Properties of Hose Materials* table.

**Key: E = Excellent G = Good C = Conditional
Blank = No Data X = Not Recommended**

Chemical Or Material Conveyed	CPE	CSM	Chlorobutyl	Chloroprene	EPDM	EVA***	FEP/PTFE	FKM	MXLPE	Natural	Nitrile	Nylon	PU***	PVC***	PVC/PU***	SBR	TPV***	UHMWPE	XLPE
Ethyl Alcohol, 1%-50%						G								G	G				
Ethyl Alcohol, 50%-98%						C								C	C				
Ethyl Aldehyde	E	C	G	X	E		E	C		X	X	G	X			E	E	E	E
Ethyl Aluminum Dichloride		X	X				E	G		X	X								G
Ethyl Benzene		X	X	X	X		E	E		X	X		X			X		E	X
Ethyl Benzoate		C	G	C	G		E	C		X	G					X		E	E
Ethyl Bromide		X	X	X	X		E	E		C	G		X			X			X
Ethyl Butanol		E	E	E	E		E	G	E	E	E							E	E
Ethyl Butyl Acetate		G	E				E	X		X	X							E	E
Ethyl Butyl Ketone		X	G				E	X		X	X								E
2-Ethyl (Butyraldehyde)		X	G				E	X		X	X								E
Ethyl Cellulose		G	G	G	G		E	X		G	G	C	G			G		E	E
Ethyl Chloride	X	C	E	X	E	X	E	E		C	E	E	C	X	X	G	X	G	C
Ethyl Dichloride		X	X	X	X		E	G	G	X	X		X			X		G	G
Ethyl Diisobutylthio-Carbamate										E								E	
Ethyl Ether	G	X	X	X	X	X	E	X		X	X	G	C	X	X	X		C	C
Ethyl Formate		G	G	G	G		E	E		X	X					X		E	E
Ethyl Hexanol		E	E	E	E		E	G	E	E	E					E		E	E
2-Ethyl-1-Hexanol		E	G	E	E		E	E		G	E		X			E	E		E
2-Ethylhexanoic Acid		G	C				E			C	C								
2-Ethylhexyl Acetate		G	E				E	X		X	X								
Ethyl Iodide		X	C	X	C		E	G		X	X							G	E
Ethyl Methyl Ketone		X	G	X	G		E	X	E	C	X					X		E	E
Ethyl Oxalate		X	X	X	C		E	E		C	X		E			X		E	E
Ethyl Phthalate		X	E				E			X	X							E	
Ethyl Propyl Ether		X	X	X	X			C	E	X	X					X		E	E
Ethyl Propyl Ketone		X	G	X	G		E	X	G	X	X					X		E	E
Ethyl Silicate		G	E	E	E		E	E		G	E		X			G		E	E
Ethyl Sulfate		X	G	D	G		E	X	E	X	X					X		E	E
Ethylamine		C	G	X	E		E	X		C	X	E	X			C		E	E
Ethylene		C	X	G	X		E	E		X	E					X		E	E
Ethylene Bromide		X	X	X	X	X	E	E	G	X	X		X	E	X	X		G	G
Ethylene Chloride	X	C	C	X	X	X	E	G	G	X	X	G	X	X	X	X	X	C	X
Ethylene Chlorohydrin		C	G	G	G		E	E		C	X	E						E	E
Ethylene Diamine		G	E	E	E		E	X		G	G	E	X			G		E	E
Ethylene Dibromide		X	X	X	C		E	G		X	X		X			X		G	G
Ethylene G Monobutyl Ether		C	E	C	E		E	X		X	C		X			X			E
Ethylene G Monoethyl Acetate		X	E	X	E		E	E		C	C		X						
Ethylene G Monohexyl Ether																			E
Ethylene G Monomethyl Ether		G	E	E	G		E	X		X	C								E
Ethylene Glycol	G	E	E	E	E	E	E	E		E	E	E	G	E	E	E	E	E	E
Ethylene Oxide	X	X	X	X	C	X	E	X		X	X	E	X	X	X	X		E	G
Ethylene Trichloride		X	X	X	X		E	E	G	X	C					X		G	G
Fatty Acids		C	X	G	X	C	E	E		X	E	E	C	E	E	X	X	E	E
Ferric Bromide		E	E				E	E		E	E							E	E
Ferric Chloride	X	E	E	E	E	E	E	E		E	E	X	E	E	E	E		E	E
Ferric Nitrate		E	E	E	E	E	E	E		E	E	E	E	E	E	E		E	E
Ferric Sulfate	X	E	E	E	E	E				E	E		E	E	E	E			
Ferrous Acetate		E	E				E	X		X	X								E
Ferrous Ammonium Sulfate		E	E	E	E			A		E	E					E		E	E
Ferrous Chloride		G	G	G	E	E	E	E		E	E	E	G	E	E			E	E
Ferrous Hydroxide		G	E	E	E	E	E	C	E	G	G					C		E	E
Ferrous Sulfate		E	E	E	E	E	E	E		E	E	G	E	E	E			E	E
Fish Oil		E	E	E	X		E	E		X	E					X		E	E
Fish Solubles						E							E	E	E				
Fluoboric Acid		E	G	E	E		E	E		E	E		X			E		C	C

***Refer to the PVC and Thermoplastic Temperature/Pressure chart in this section.

(Continued on the following page)

Hose and Chemical Table (Continued)

Refer to *Names and General Properties of Hose Materials* table.

Key: E = Excellent G = Good C = Conditional
Blank = No Data X = Not Recommended

Chemical Or Material Conveyed	CPE	CSM	Chlorobutyl	Chloroprene	EPDM	EVA***	FEP/PTFE	FKM	MXLPE	Natural	Nitrile	Nylon	PU***	PVC***	PVC/PU***	SBR	TPV***	UHMWPE	XLPE
Fluorine		X	X	X	E		G	E		X	X	X	X					C	X
Fluorine Gas, Dry						X							X	X	X				
Fluorine Gas, Wet						X							X	X	X				
Fluoroboric Acid						E							E	E	E				
Fluorosilic Acid		E	E	E	E	G	E	C	E	E	E		X	E	E	G	C	C	G
Foric Acid						E							X	E	E				
Formaldehyde	G	G	E	G	E		E	E			C	G	X			C	E	E	E
Formaldehyde (40% AQ)						E								X	G				
Formalin	G	G	E	G	E		E	E			C	G	X			C	E	E	E
Formamide		E	E	E	E		E	X	E	E	E					E	E	E	E
Formic Acid	X	E	E	E	E	E	E	X		C	C	X	X			E	E	E	E
Freon 11		E	X	G	X			E		G	E					X		E	E
Freon 12	C	E	C	E	C	G	E	G		C	E	E	E	C	G	E	X		E
Freon 13		E	E	E	E			E		E	E					E		E	E
Freon 21		X	X	G	X			X		X	X					X		E	E
Freon 22	C	E	X	E	E		E	C		C	X	G	X			E	X		E
Freon 31		G	E	E	E			X		G	X					G		E	E
Freon 32		E	E	E	E			C		E	E					E		E	E
Freon 112		G	X	G	X			E		X	G					X		E	E
Freon 113		E	X	E	X		E	G		X	E	E	G			G	X	E	E
Freon 114		E	E	E	E			G		E	E					E		E	E
Freon 114B2		E	X	E	X			G		X	G					C		E	E
Freon 115		E	E	E	E			G		E	E					E		E	E
Freon 13B1		E	E	E	E			E		E	E					E		E	E
Freon 142B		E	E	E	E			X		E	E					E		E	E
Freon 152A		C	E	E	E			X		E	E					E		E	E
Freon 218		E	E	E	E			E		E	E					E		E	E
Freon 502			E	E	E			G		E	G	E				E		E	E
Freon BF		G	X	G	X			E		X	G					X		E	E
Freon C316		E	E	E	E			E		E	E					E		E	E
Freon C318		E	E	E	E			E		E	E					E		E	E
Freon MF		B	X	C	X			E		X	E					G		E	E
Freon TA		E	E	E	E			C		E	E					E		E	E
Freon TC		E	E	E	G			E		X	E					G		E	E
Freon TF		E	E	E	E			E		C	E					G		E	E
Freon TMC		G	G	G	G			E		G	G					C		E	E
Freon T-P35		E	E	E	E			E		E	E					E		E	E
Freon T-WD 602		G	E	G	G			E		C	E					G		E	E
Fructose						E							E	E					
Fruit Juices & Pulps						E							E	E					
Fuel Oil	E	C	X	G	X	X	E	E	E	X	E	G	C	G	G	X		E	E
Fumaric Acid		G	X	G	X		E	E	E	E	E					E		E	E
Furaldehyde	E	C	E	C	G		E	X		X	X	C	X			X	E		
Furan		X	X	X	X		E	C		X	X		X			X			
Furfural	E	C	E	C	G	X	E	X		X	X	E	X	X	X	X	E	E	E
Furfuryl Alcohol		X	G	X	G	X	E	C		X	X	G	X			X	E	E	C
Galic Acid		G	G	G	G	E		E		E	G	G	X	E	E	G		E	C
Gallotannic Acid		E	G	E	E		E	E		E	E	E	E					E	E
Gas, 100 Octane		X	X	C	X					X	E					X			
Gas, Coal				E	E			E			X		G						
Gas, Coke Oven													G	G	G				
Gas, Natural, Dry						X							C	C	C				
Gas, Natural, Wet						X							C	C	C				
Gasoline	E	X	X	X	X	X	E	G	G	X	E	G	C	X	X	X		G	G
Gasoline, 100 Octane						E	E	E				G	C	X	X		X	C	
Gasoline, Sour						X							E	C	G				

***Refer to the PVC and Thermoplastic Temperature/Pressure chart in this section.

(Continued on the following page)

Hose and Chemical Table (Continued)

Refer to *Names and General Properties of Hose Materials* table.

Key: E = Excellent G = Good C = Conditional
Blank = No Data X = Not Recommended

Chemical Or Material Conveyed	CPE	CSM	Chlorobutyl	Chloroprene	EPDM	EVA***	FEP/PTFE	FKM	MXLPE	Natural	Nitrile	Nylon	PU***	PVC***	PVC/PU***	SBR	TPV***	UHMWPE	XLPE
Gelatin		E	E	E	E		E	E	E	E	E					E		E	E
Gelatine						E							E	E	E				
Glacial Acrylic Acid																			E
Gluconic Acid		G	C				E			X	C							E	
Glucose		E	E	G	E	E	E	E		E	E	E	C	E	E	E		E	E
Glue		E	G	E	E	E	E	C	E	G	E					E		E	E
Glycerine	E	E	E	E	E	E	E	E		E	E	E	C	E	E	E	X	E	E
Glycerol	E	E	E	E	E		E	E		E	E	E	C			E	X	E	E
Glycogenic Acid		G	C				E			X	C								
Glycolic Acid, 30%						E							X	E	E				
Glycols		E	E	E	E	E	E	E	E	E	E	E	X	E	E	E	G	E	E
Glyconic Acid		G	C				E			X	C							E	
Glycyl Alcohol	E	E	E	E	E		E	E		E	E	G	C	E	E	E	X		
Grease													E	E	E				
Grease, Petroleum Base	E	X	X	C	X		E	E		X	E	E	E	E	E	X	X	E	G
Green Liquor						E													
Green Sulfate Liquor		G	E	G	E		E	E		G	G	X	E			G		E	E
Halon 1211				E							E								
Halowax Oil		X	X	X	X		E	E	E	X	X					X		E	E
Helium		E	E	E	E		E	E		E	E	E	E			E			
1-Hendaconal	E																		
Heptachlor In Petroleum Solvents		X	X	G	X		E	E	G	X	G					X		E	E
Heptachlor In Petroleum Solvents, Water Spray		X	X	G	X			E		X	G					X		E	E
Heptaldehyde		X	X				E	X		X	E								
Heptanal		X	X				E	X		X	E							E	E
Heptane	E	G	X	G	X	X	E	E		X	E	E	G	C	G	X		E	G
Heptane Carboxylic Acid		G	C				E			X	C								
Heptanoic Acid	E																		
Heptanone	C																		
Hexadecanoic Acid	G	C	G	G	G		E	E		E	E	C	E			G	E		
Hexadecanol						X													
Hexaldehyde		C	G	E	E		E	X		X	X		G			X		E	E
Hexane		E	X	E	X		E	E		X	E	E	G	C	C	X	E	E	G
Hexanol		G	C	G	G		E	E		E	G	E	X			E		E	E
Hexanol, Tertiary						C							G	C	C				
Hexene		G	X	G	X		E	E		X	G		G			X			E
Hexyl Alcohol		G	C	G	G		E	G		E	G	E	X			E		E	E
Hexyl Methyl Ketone		X	G				E	X		X	X								E
Hexylamine		C	G				E	X		C	C								
Hexylene		X	X	G	C		E	E		X	E					X		G	G
Hexylene Glycol		E	E	E	C		E	E		E	E								
Histowax	E																		
Hydraulic Fluid, Petroleum	E	G	X	G	X		E	E	E	X	E	E				X	X	E	E
Hydraulic Fluid, Phospate Ester Base		X	E	X	E		E	X	E	X	X					X		E	E
Hydraulic Fluid, Poly Alkylene Glycol Base		E	E	E	E			E		G	E					G		E	E
Hydrazine		G	E	G	E		E	E		X	G	X				G			E
Hydrobromic Acid	X	E	E	X	E		E	E		E	X	X	X			X		E	E
Hydrobromic Acid, 20%						G							X	E	E				
Hydrochloric Acid	X	C	E	C	C		E	C	E	C	C	X	C			X	E	E	E
Hydrochloric Acid, 10%						E							X	E	E				
Hydrochloric Acid, 48%						G							X	E	E				
Hydrocyanic Acid	X	E	G	G	E		E	E		G	G	G	X			G	E	E	E

***Refer to the PVC and Thermoplastic Temperature/Pressure chart in this section.

(Continued on the following page)

Hose and Chemical Table (Continued)

Refer to *Names and General Properties of Hose Materials* table.

Key: E = Excellent G = Good C = Conditional
Blank = No Data X = Not Recommended

Chemical Or Material Conveyed	CPE	CSM	Chlorobutyl	Chloroprene	EPDM	EVA***	FEP/PTFE	FKM	MXLPE	Natural	Nitrile	Nylon	PU***	PVC***	PVC/PU***	SBR	TPV***	UHMWPE	XLPE
Hydrofluoric Acid	X	E	G	C	C		E	G		C	C	X	X			C	X	E	E
Hydrofluoric Acid, 60%						E							X	G	G				
Hydrofluosilicic Acid	X	E	E	G	E		E	E		E	G	X	C	G	G	G		G	E
Hydrogen						C							C	C	C				
Hydrogen Bromide, Dry						E													
Hydrogen Chloride, Anhydrous	E											X						E	E
Hydrogen Chloride, Dry						E													
Hydrogen Cyanide						C							X	C	C				
Hydrogen Dioxide, 10%		G	C	X	G		E	E		G	C	X						E	E
Hydrogen Gas	C	E	E	E	E		E	E		G	E	E	E			G		E	E
Hydrogen Peroxide, 3%		C	C	C	E		E	E	E	X	C					X		E	E
Hydrogen Peroxide, 10%		E	G	X	G	G	E	E		G	C	C	G	E	E	C		G	G
Hydrogen Peroxide, 30%	X	X	X	X	C	G	E	E	E	X	X	X	C	E	E	X		E	E
Hydrogen Peroxide, 50%						X							C	E	E				
Hydrogen Peroxide, 90%	X	X	X	X	C	X	E	G		X	X	X	C	X	X	X		G	G
Hydrogen Phosphide						E								E	E				
Hydrogen Sulfide (AQ)						E								E	E				
Hydrogen Sulfide, Dry						E								E	E				
Hydrogen Sulfide, Wet	X	E	E	E	E		E	C		X	C	C	C	E	E	X		E	E
Hydroquinone		C	G	X	G	E	E	X	E	G	X		E	E	E	G		E	E
Hydroxy Benzene		C	G	X	C		E	E		X	X		C						
2-Chloro-1-Hydroxy-Benzene	C																		
Hydroxyisobutyronitrile	E																		
Hydroxytoluene	E																		
Hypochlorous Acid		E	G	G	G	C		E		G	X		C	E	E	G		E	E
Hyvar XI					E														
Iminodi-2-Propanol	E																		
Iminodiethanol	E																		
Ink Oil, Linseed Oil Base		G	G	G	G		E	E	G	X	G					X		E	E
Inks						E													
Insulating Oil		X	X	G	X		E	E	E	X	E					X		E	E
Iodine		G	G	X	G		E	E		X	G	X	X			G		E	X
Iodine in Alcohol						X							X	X	X				
Iodine Pentafluoride		X	X	X	X		E	X		X	X		X			X		C	C
Iodoform				X	X					X	E					X			
IRM-902	E	X	X	G	X		E	E		X	E	E	G			X	X	E	E
IRM-903		G	X	C	X		E	E		X	E	E	E			X	X	E	E
Iron Acetate		X	E	X	G		E	X	E	X	X					X		E	E
Iron Hydroxide		G	E	E	G		E	C	E	C	G					C		E	E
Iron Salts		E	E	E	E		E	E	E	E	E					E		E	E
Iron Sulfate		E	E	E	E		E	E	E	E	E					E		E	E
Iron Sulfide		E	E	E	E		E	E	E	E	E					E		E	E
Isobutane	G	E	E	E	E		E	G		E	G					E		E	E
Isobutyl Acetate		X	E	X	G		E	X	G	X	X					X		E	E
Isobutyl Aldehyde		X	G	X	G		E	X		C	X					X		E	E
Isobutyl Chloride		X	X	X	X		E	G	G	X	X					X		G	G
Isobutyl Ether		X	X	X	X		E	X		X	X					X		E	E
Isobutylamine		C	E				E	X		C	X								
Isobutylbromide		X	X				E	G		X	X								
Isobutylcarbinol		E	E	E	E		E	E		E	E		C						
Isobutylene		X	X	X	X		E	E	G	X	E					X		E	E
Isocyanates								G			G	G						E	E

***Refer to the PVC and Thermoplastic Temperature/Pressure chart in this section.

(Continued on the following page)

Hose and Chemical Table (Continued)

Refer to *Names and General Properties of Hose Materials* table.

Key: E = Excellent G = Good C = Conditional
Blank = No Data X = Not Recommended

Chemical Or Material Conveyed	CPE	CSM	Chlorobutyl	Chloroprene	EPDM	EVA ***	FEP/PTFE	FKM	MXLPE	Natural	Nitrile	Nylon	PU***	PVC***	PVC/PU***	SBR	TPV***	UHMWPE	XLPE
Isomyl Acetate		X	E	X	G		E	X	G	X	X					X		E	E
Isomyl Alcohol		E	E	E	E		E	E	E	E	E					E		G	E
Isomyl Bromide		X	X	X	X		E	G	G	X	X					X		G	G
Isomyl Butyrate		X	C	X	C		E	X	G	X	X					X		G	G
Isomyl Chloride		X	C	X	X		E	G	G	X	X					X		G	G
Isomyl Ether		X	X	X	X		E	X		X	X					X		E	E
Isomyl Phthalate		X	E	X	G		E	C		X	X					X		E	E
Isooctane	E	G	X	G	X		E	E		X	E	E	G	C	C	X	X	E	E
Isopentane		X	X	E	X		E	E	G	X	E					X		G	G
Isopropyl Acetate		X	G	X	G		E	X		X	X	G	X	X		X		E	E
Isopropyl Alcohol (Isopropanol)		E	E	G	E	E	E	E		E	E	E	X	E	E	E		E	E
Isopropyl Amine		C	E	E	G		E	X	G	G	G					C		E	E
Isopropyl Benzene		X	X	X	X		E	E	G	X	X					X		E	E
Isopropyl Chloride		X	X	X	X		E	G		X	X					X		G	G
Isopropyl Ether		C	X	X	X		E	X		X	G	E	G			X		E	E
Isopropyl Toluene		X	X	X	X		E	E		X	X					X		E	E
Jelly															E				
Jet Fuels (JP1-JP6)		X	X	X	X		E	E		X	E	C	C	X	X	X	X	E	E
JP-4 Oil		X	X	X	X		E	E		X	E	C	C			X	X		
Kerosene	G	X	X	C	X	X	E	E		X	E	E	G	X	C	X	X	E	E
Ketones	G	C	G	X	E	C	E	X		C	X	E	X	X	X	G	X	C	X
Kraft Liquor						G									E				
Lacquer Solvents	C	X	X	X	X	C	E	X		X	X	E	X	X	X	X		G	G
Lacquers		X	C	X	X		E	X	E	X	X					X		G	G
Lactic Acid, 28%						E							C	E	E				
Lactic Acid, Cold	X	E	E	E	E		E	E		E	E	E	G			E		E	E
Lactic Acid, Hot		C		X	X		E	E		X	X	X				X			
Lard		G	C	G	G	G	E	E		X	E	E	C	E	E	X	E	E	E
Lauric Acid													C	E	E				
Lauryl Alcohol		E	E	E	E		E	G	E	E	E					E		E	E
Lauryl Chloride						C							E	E	E				
Lauryl Sulfate						X									E				
Lavender Oil		X	X	X	X		E	E		X	G		X			X		G	G
Lead Acetate		C	E	G	E	E	E	E		E	G	G	C	E	E	X		E	E
Lead Arsenate						E									E	E			
Lead Nitrate		C	E	E	E	E	E	E		E	E				E	E		E	E
Lead Sulfamate		G	E	E	E		E	E		G	G					G		E	E
Lead Sulfate		E	E	G	E		E	E		E	E	G						E	E
Lead Tetra-ethyl						E									E	E			
Lemon Juice															E				
Ligroin		X	X	E	X		E	E	G	X	E					X		E	E
Lime		E	E	E	E		E	E		E	E	E	G						E
Lime Bleach		G	E	G	E		E	E		E	E	G				E			
Lime Sulfur						G								E	E				
Lime Sulfur, Wet		G	E	E	C		E	E		C	E	G						E	E
Lime Water		E	E	E	E		E	E		X	C					X		E	E
Limonene		X	X	X	X		E	E		X	X								
Lindol		G	E	X	E		E	E		X	X					X		E	E
Linoleic Acid		X	X	C	X		E	G		X	G		C	E	E	X		E	E
Linseed Oil	G	G	G	E	C	C	E	E		X	E	E	G	E	E	X		E	C
Liquid Soap		E	E	E	E		E	E	E	E	E					E		E	E
Liquors, Chemical						E									E	E			
Lubricating Oils, SAE	G	X	X	C	X	X	E	E		X	E	E	E	G	G	X	X	E	X
Lye		E	E	E	E		E	X		E	G					G		E	E
Lye Solutions	C	E	E	E	E		E	G		E	C	G	G			G	C	E	E
Magnesium Acetate		E	E	X	E		E	X		X	X		X			X			E

***Refer to the PVC and Thermoplastic Temperature/Pressure chart in this section.

(Continued on the following page)

Hose and Chemical Table (Continued)

Refer to *Names and General Properties of Hose Materials* table.

Key: E = Excellent G = Good C = Conditional
Blank = No Data X = Not Recommended

Chemical Or Material Conveyed	CPE	CSM	Chlorobutyl	Chloroprene	EPDM	EVA***	FEP/PTFE	FKM	MXLPE	Natural	Nitrile	Nylon	PU***	PVC***	PVC/PU***	SBR	TPV***	UHMWPE	XLPE
Magnesium Carbonate		E	E	E	E	E	E	E	E	E	E	E	E	E	E	E		E	E
Magnesium Chloride	G	E	E	E	E	E	E	E	E	E	E	E	E	E	E	E		E	E
Magnesium Hydrate		E	E	G	E	E	E	G		E	G		E	E				E	E
Magnesium Hydroxide	G	E	E	E	E	E	E	E		E	E	E	C	E	E	G		E	E
Magnesium Nitrate		E	E	E	E	E	E	E	E	E	E	E	E	E	E	E		E	E
Magnesium Sulfate	G	E	E	E	E	E	E	E		G	E	E	C	E	E	G		E	E
Magnesium Sulfite		E	E	E	E			E		G	E					G			
Malathion 50 In Aromatic Solvents		X	X	C	X		E	E	E	X	C					X		E	E
Maleic Acid		X	X	X	E		E	E		X	C	X	C			X		E	C
Maleic Acid (25% AQ)						E							C	E	E				
Maleic Anhydride		X	X	X	X		E	E		X	X					X			E
Malic Acid		G	X	G	X	G	E	E		E	E	X	C	E	E	G		E	E
Manganese Sulfate		E	G	E	E		E	E		G	E		E					E	E
Manganese Sulfide		E	E	G	G		E	E	E	C	E					E		E	E
Manganese Sulfite		E	E	G	G		E	E	E	C	E					E		E	E
MAPP				E	G						E					G			
Mayonnaise														E					
Mercuric Chloride		E	E	C	E	G	E	E	E	G	G		G	G	G	G		E	E
Mercuric Cyanide						G								X	X				
Mercurous Nitrate						G							G	G	G				
Mercury	G	E	E	E	E	G	E	E		E	E	E	E	G	G	E		E	E
Mercury Vapors		E	E	C	E		E	E		C	E					E			
Mesityl Oxide		X	C	X	G		E	X		X	X		X			X		E	E
Methacrylic Acid		C	G	G	G			X		X	X					X		E	E
Methallyl Alcohol		E	E				E	G		E	E	X						E	E
Methallyl Chloride	C											E						G	X
Methane		G	X	G	X		E	E		X	E					X		E	E
Methanoic Acid	X	E	E	E	E		E	X		C	C	X	X			E	E		
Methanol (Methyl Alcohol)	G	E	E	E	E		E	C		E	E	G	X			E	E	E	C
Methoxy Ethanol	E																		
Methoxyethoxy Ethanol	E																		
Methyl Acetate		C	G	C	G	X	E	X		X	X	E	X	X	X	X		E	E
Methyl Acetoacetate		X	G	X	G		E	X		X	X		X						E
Methyl Acetone		X	G	X	E		E	X		C	X							E	
Methyl Acetylene																			
Propadiene				E	G						E								
Methyl Acrylate		X	G	C	G		E	X	E	C	X					X		E	E
Methyl Allyl Alcohol		E	E				E	G		E	E								
Methyl Allyl Chloride	C	X	X					X		X						X			G
Methyl Amyl Carbinol		E	E				E	G		E	E								E
Methyl Benzene	C	X	X	X	X		E	E		X	X	E	X			X	X	E	X
Methyl Bromide		X	C	X	C	X	E	E		X	G	E	X	X	X	X	X	G	X
Methyl Butane		X	X	X	X		E	E			E		G						
1-Bromo-3 Methyl Butane		X	X	X	X		E	G		X	X								
1-Chloro-3-Methyl Butane		X	C	X	X		E	E		X	X	E							
Methyl Butanol	E	E	E	E	E		E	E		E	E	E	X			G	E	G	E
Methyl-2-Butanol	E	E	E					F		E						E			E
Methyl-2-Butanone	X	X	G	X	C		E	X		X	X	E	X			X			E
Methyl Butyl Ketone		X	E	X	E		E	X		X	X	E	X			X		E	
Methyl Carbitol		E	E				E			X	C								E
Methyl Cellosolve		C	G	G	G		E	X		X	C	E	X			X		E	E
Methyl Chloride	C	X	X	X	X	X	E	E		X	X	C	X	X	X	X	X	E	X
Methyl Cyanide		G	E	E	E		E	X		G	C	E							
Methyl Cyclohexane		X	X	X	X		E	G		X	X					X		G	G
Methyl Ethyl Ketone (MEK)	G	X	E	X	E	C	E	X		X	X	G	X	X	X	X	C	X	G
Methyl Formate		C	G	G	G		E	C	E	C	X					C		G	G
Methyl Hexanol		E	E				E	G		E	E							E	E

***Refer to the PVC and Thermoplastic Temperature/Pressure chart in this section.

(Continued on the following page)

Hose and Chemical Table (Continued)

Refer to *Names and General Properties of Hose Materials* table.Key: E = Excellent G = Good C = Conditional
Blank = No Data X = Not Recommended

Chemical Or Material Conveyed	CPE	CSM	Chlorobutyl	Chloroprene	EPDM	EVA***	FEP/PTFE	FKM	MXLPE	Natural	Nitrile	Nylon	PU***	PVC***	PVC/PU***	SBR	TPV***	UHMWPE	XLPE
Methyl-2-Hexanone	C	X	G					X		X						X			E
Methyl Isoamyl Ketone	C					C								X	X				
Methyl-4-Isopropyl Benzene	C																		
Methyl Methacrylate		X	C	X	X		E	X		X	X	C	X			X	C	G	G
Methyl Normal Amyl Ketone		X	G				E	X		X	X								E
Methyl-2-Pentanol		E	E	E	E		E	C		G	G								
Methyl-2-Pentanone	X	X	C	X	G		E	X		X	X	G	X			X	X		
Methyl-3-Penten-1-One	C																		
Methyl 1-2,4-Pentanediol	E																		
Methyl-1-Propanol		E	E	E	E		E	E		E	G		X			E			
1-Bromo-2 Methyl Propane		X	X	X			E	G		X	X								
1-Chloro-2-Methyl Propane		X	X				E	G		X	X								
3-Chloro-2-Methyl Propane	G																		
Methyl-2-Propen-1-Ol		E	E	E	E		E	C		G	G								
Methyl Propyl Ether		G	X				E	E		X	X								E
Methyl Salicylate			G	X	C		E	G		X	X								
Methyl Styrene	C																		
Methyl Sulfate													E	E	E				
Methyl Sulfide		X	C				E			X	X								
Methyl Sulfuric Acid						E							X	E	E				
Methyl Tertiary Butyl Ether (MTBE)	X		G	X			G	X			X					X		G	
Methylallyl Acetate		G	E				E	X		X	X								E
Methylamyl Alcohol		E	E	E	E		E	C		G	G								E
Methylated Spirit						E													
Methylene Bromide		X	X	X	X		E	C		X	X							G	
Methylene Chloride		X	X	X	C	X	E	G		X	X	C	X	X	C	X	X	E	C
Methylhexyl Ketone		X	G				E	X		X	X								E
Methylisobutyl Carbinol		E	E	E	E		E	C		G	G								C
Methylisobutyl Ketone	X	X	C	X	G		E	X		X	X	G	X			X	X	E	E
Methylisopropyl Ketone	X	X	G	X	C		E	X		X	X	E	X			X			E
Methylacetonitrile		C	E	G			E	X		C	X		X				E		
Methylphenol		C	X	X	X		E	E		X	X		X						
Methylpropyl Carbinol		E	E				E	G		E	E								
Methylpropyl Ketone		X	G	X	G		E	X		X	X					X			E
Mil-A-6091		E	E	E	E		E			E	G		X			E			
Mil-E-9500		E	E	E	E		E			E	E		X			E			
Mil-F-16884		C	X	C	X		E			X	E		C			X			
Mil-F-17111		X	X	G	X		E			X	E		C			X			
Mil-F-25558B		G	X	G	X		E			X	E		G			X			
Mil-F-25576C		C	X	C	X		E			X	E		C			X			
Mil-F-7024A		X	X	X	X		E			X	E		G			X			
Mil-G-10924B		G	X	X	X		E			X	E		G			X			
Mil-G-25013D		G	X	G	X		E			X	E		C			X			
Mil-G-25537A		G	X	G	X		E			X	E		G			X			
Mil-G-4343B		G	C	G	C		E			C	G		E			C			
Mil-G-5572		X	X	X	X		E			X	E		G			X			
Mil-G-7711A		X	X	X	X		E			X	E		E			X			
Mil-H-13910B		G	G	G	E		E			G	G		X			E			
Mil-H-19457B		X	E	X	E		C			X	X		X			X			
Mil-H-22251		G	E	G	E		E				G					G			
Mil-H-27601A		C	X	G	X		E			X	G		C			X			
Mil-H-5606B		G	X	G	C		E			X	E		G			X			
Mil-H-6083C		G	X	G	X		E			C	E		G			X			
Mil-H-8446B		C	X	G	X		E			X	G		C			X			
Mil-J-5161F		X	X	X	X		E			X	G		C			X			
Mil-J-5624G (JP-3, JP-4, JP-5)		X	X	X	X		E			X	E		C			X			

***Refer to the PVC and Thermoplastic Temperature/Pressure chart in this section.

(Continued on the following page)

Hose and Chemical Table (Continued)

Refer to *Names and General Properties of Hose Materials* table.

Key: E = Excellent G = Good C = Conditional
Blank = No Data X = Not Recommended

Chemical Or Material Conveyed	CPE	CSM	Chlorobutyl	Chloroprene	EPDM	EVA***	FEP/PTFE	FKM	MXLPE	Natural	Nitrile	Nylon	PU***	PVC***	PVC/PU***	SBR	TPV***	UHMWPE	XLPE
Mil-L-15016		G	X	G	X			E		X	E		E			X			
Mil-L-17331D		G	X	G	X			E		X	E		E			X			
Mil-L-2104B		C	X	G	X			E		X	E		E			X			
Mil-L-21260		G	X	G	X			E		X	E		E			X			
Mil-L-23699A		C	X	C	X			E		X	G		C			X			
Mil-L-25681C		G	E	G	E			E		G	G		C			G			
Mil-L-3150A		G	X	G	X			E		X	E		G			X			
Mil-L-3545B		C	X	G	X			E		C	G		C			X			
Mil-L-4339C		X	X	X	X					X	E					X			
Mil-L-6082C		G	X	G	X			E		X	E		E			X			
Mil-L-6085A		X	X	X	X			E		X	G		C			X			
Mil-L-7870A		X	X	G	X			E		X	E		X			X			
Mil-L-9000F		C	X	G	X			E		X	E		C			X			
Mil-L-9236B		X	X	X	X			E		X	G		X			X			
Mil-O-5606								E		E	E								
Mil-O-7808		X	X	X	X		E	E		X	G		X			X			
Mil-P-27402		G	E	G	E						G					G			
Mil-S-3136B Type 1 Fuel		G	X	G	X			E		X	E		G			X			
Mil-S-3136B Type 2 Fuel		X	X	X	X			E		X	C		G			X			
Mil-S-3136B Type 3 Fuel		X	X	X	X			E		X	C		G			X			
Mil-S-3136B Type 4 Oil, low swell		E	X	E	X			E		X	E		E			X			
Mil-S-3136B Type 5 Oil, med swell		G	X	G	X			E		X	E		G			X			
Mil-S-3136B Type 6 Oil, high swell		X	X	X	X			E		X	E		G			X			
Mil-S-81087		E	E	E	E			E		E	E		E			E			
Milk						G							E						
Mineral Oil	G	E	X	E	X	C	E	E		X	E	E	E	G	E	X	X	E	E
Mineral Spirits		G	X	X	X		E	E		X	E	E	G			X		E	E
Mobile HFA					X		E				E	E							
Molasses						E							E	E	E				
Molten Sulfur		E	G	E	E		E	E		G	G		G					X	X
Monobutyl Ether		X	X	C	X		E	X		X	C		X			X			E
Mono-Chloroacetic Acid	X	X	G	E	C		E	G		C	X	X	X			X	X		E
Monochlorobenzene		X	X	X	X		E	E		X	X	G	X	X	X	X	X	G	X
Monochlorodifluoromethane	C	E	X	E	E		E	X		C	X	C				E	X		C
Monoethanol Amine		C	G	G	G		E	X		G	G	E	X			G		E	E
Monoethyl Amine		C	G	X	E		E	X		C	X	G	X			C			C
Monomethylamine		C	C	C	E		E	C		C	G	E							E
Monomethylether		C	E	E	E			C		G	E					G		E	E
Monovinyl Acetate		C	G	X	C			E		X	X					X		E	E
Morpholine				X	X		E				X	E							
Motor Oil		G		G	X		E	E			E	G	G					E	E
MTBE	X		G	X			G	X			X					X		G	E
Muriatic Acid	X	C	C	C			E	C	E	C	C	X	C			X	E	E	E
Na-K					X		X				X								
Naphtha	E	X	X	X	X	X	E	E		X	E	E	C	X	C	G	X	E	E
Naphthalene	C	X	X	X	X	X	E	E		X	X	E	G	X	X	X	C	E	X
Naphthenic Acids	E	X		X	X		E	E		X	G					X			
Neatsfoot Oil		G	G	G	G		E	E	E	X	E					X		E	E
Neohexane		X	X				E	E		X	E								E
Neon Gas		E	E	E	E		E	E		E	E	E	E			E	E		
Nickel Acetate		X	E	G	E	E	E	X		E	G		X	E	E	X		E	E
Nickel Chloride	X	E	E	G	E	E	E	E		E	E	X	C	E	E	E		E	E

***Refer to the PVC and Thermoplastic Temperature/Pressure chart in this section.

(Continued on the following page)

Hose and Chemical Table (Continued)

Refer to *Names and General Properties of Hose Materials* table.

Key: E = Excellent G = Good C = Conditional
Blank = No Data X = Not Recommended

Chemical Or Material Conveyed	CPE	CSM	Chlorobutyl	Chloroprene	EPDM	EVA***	FEP/PTFE	FKM	MXLPE	Natural	Nitrile	Nylon	PU***	PVC***	PVC/PU***	SBR	TPV***	UHMWPE	XLPE
Nickel Nitrate		E	E	E	E	E	E	E		E	E	G	E	E	E			E	E
Nickel Plating Solution		G	G	C	G					E	G					X			
Nickel Sulfate	X	E	E	E	E	E	E	E		G	E	G	C	E	E	G		E	E
Nicotine						E							C	E	E				
Nicotine Acid						E							C	E	E				
Nietylene										E									
Niter Cake		E	E	E	E		E	E	E	E	E					E		E	E
Nitric Acid, 1-10%	X	G	E	G	E	G	E	X		X	X	C	X	E	G	X	E	E	E
Nitric Acid, 10%-25%	X	G	G	X	E		E	X		X	X	X	X			X		E	E
Nitric Acid, 25%-40%	X	C	C	X	G	C	E	C		X	X	X	X	G	G	X		G	G
Nitric Acid, 40%-60%	X	X	X	X	X	C	E	C		X	X	X	X	G	G	X		C	C
Nitric Acid, 70%						X							X	X	X				
Nitric Acid, Anhydrous						X							X	X	X				
Nitric Acid, Conc (16N)	X	X	X	X	X		E	E		X	X	X	X			X	X	E	G
Nitric Acid, Red Fuming	X	X	C	X	X		E	C		X	X	X	X			X	X	X	X
Nitritotriethanol		E	G	X	E		E	X		G	C	X				G			
Nitrobenzene	C	X	G	X	X	X	E	C		X	X	C	X	X	X	X		E	X
Nitroethane		C	G	C	G		E	X		G	X		X			G	E	E	E
Nitrogen		E	E	E	E		E	E	E	E	E	E				E		E	E
Nitrogen Tetraoxide		X	X	X	X		E	X		X	X					X		X	X
Nitromethane		C	G	X	G		E	X		G	X	E	X			C		E	E
Nitropropane		C	E	C	G		E	X	E	C	X					C		E	E
Nitrous Oxide Gas		E	E	G	E		E	E	E	E	E	C	G			E		E	E
N-Nonyl Alcohol		E	E				E	G		E	E								
Nonanoic Acid		X	E				E			X	E								
N-Serv							E	E				E							C
Nuto H				X			E				E	E							
Nyvac Light				E			E				X	E							
Octadecanoic Acid		X	G	G	C		E	C	E	X	E					X		E	E
Cis-9-Octadecenoic Acid	X	G	X	C	C		E	E		X	E	E	G			X			E
Octane		X	X	G	X		E	E	G	X	E					X		G	E
N-Octane		X	X	C	X		E	E		X	E		X			X		G	E
Octanoic Acid		G	C				E			C	C								
2-Octanone		X	G	X	G		E	X		X	X		X			X			
Octyl Acetate		E	E				E	X		X	X							E	
Octyl Alcohol		G	G	G	G		E	G		G	G		X			G		E	E
Octyl Aldehyde		X	C				E	X		X	X								E
Octyl Amine		C	E				E	X		C	C								C
Octyl Carbinol		E	E				E	G		E	E								E
Octylene Glycol		E	E	E	E		E	E	E	E	E							E	C
Oil, Petroleum	G	G	X	G	X	G	E	E		X	E	G	G	E	E	X	C	E	E
Oils & Fats						G							E	E	E				
Oleic Acid	X	G	X	C	C	X	E	E		X	E	E	G	G	G	X		E	E
Oleum	X	X	X	X	X	X	E	G		X	X	X	X	X	X	X		X	X
Olive Oil		G	G	G	G		E	E	E	X	E	E	E			X		G	C
Orange Juice														E					
Orthoxylene	C	X	X	X	C		E	E		X	X	G	X			X	X		X
Oxalic Acid	X	E	E	G	E	G	E	E		C	G	E	C	E	E	G	E	C	C
Oxydiethanol	E											X							E
Oxygen						G							E	E	E				
Oxygen, Cold		G	E	E	E		E	E	E	G	C					C		E	E
Oxygen, Hot		X	E	E	E		E	E	E	G	C					C		E	E
Ozone		E	G	C	E	X	E	E		X	X	C	E	C	C	X		G	C
Paint Thinner		X	X	X	X		E	G	G	X	X	G	X			X		E	E
Palm Oil		G	E	G	G		E	E	E	X	E					X		E	E
Palmitic Acid	G	C	G	G	G		E	E		E	E	C	E			G	E	E	G

***Refer to the PVC and Thermoplastic Temperature/Pressure chart in this section.

(Continued on the following page)

Hose and Chemical Table (Continued)

Refer to *Names and General Properties of Hose Materials* table.

Key: E = Excellent G = Good C = Conditional
Blank = No Data X = Not Recommended

Chemical Or Material Conveyed	CPE	CSM	Chlorobutyl	Chloroprene	EPDM	EVA***	FEP/PTFE	FKM	MXLPE	Natural	Nitrile	Nylon	PU***	PVC***	PVC/PU***	SBR	TPV***	UHMWPE	XLPE
Palmitic Acid, 10%						E							X	E	E				
Palmitic Acid, 70%						G							X	C	C				
Papermakers Alum		E	E	E						E	E								
Para Methoxypropenyl Benzene	X	X	X				E	G		X		G							
Paraffin		X	X	E	X	C	E	E	E	X	E		E	E	E	X		X	X
Paraffin Wax		X	X	G	X		E	E		X	E	E	E	E	E	E		E	X
Paraformaldehyde		G	G	G	G		E	C		D	G					X		E	E
Paraldehyde		X	E	C	E		E	X		C	C								E
Paraxylene		X	X	X	X		E	E		X	C	E	C						X
Peanut Oil		G	C	G	X		E	E	E	X	E					X		E	E
Pelargonic Alcohol		E	E				E	G		E	E								E
Pentachloroethane		X	X	X			E	E		X	X								E
Pentadione	G																		
Pentamethylene		X	X	E	X		E	E		X	G								
Pentane		C	X	C	X		E	E		X	E	G	C	C	C	X		G	G
Pentanol		E	E	E	E		E	G		E	E		C						
Pentanone		X	G	X	G		E	X		X	X								E
4-Hydroxy-4-Methyl-2-Pentanone		C	E	C	E		E	X		C	X	G	X			C			E
Pentanol		E	E	E	E		E	G		E	G		X			G			E
Pentyl Acetate		X	G	X	E		E	E		X	X	G	X			X	X		
Pentyl Alcohol	E	E	E	E	E		E	E		E	G	E	X			E	E		
Pentyl Bromide							E	G											
Pentyl Chloride	C	X	X	X	X		E	E		X		E	C			X			G
Pentyl Ether		C					E				C								
Pentylamine		C	G	X	X		E	X		C	C								
2,4-Di-Sec-Pentylphenol	E																		
Peracetic Acid, 40%													X	X	X				
Perchlorethylene													X	X	X				
Perchloric Acid		E	G	E	G		E	E	B	G	X					X		E	E
Perchloric Acid, 10%						G							X	G	G				
Perchloric Acid, 70%						G							X	C	C				
Perchloroethylene	C	X	X	X	X		E	E		X	C	E	X			X	X	G	X
Perchloromethane			X	X			E			X	X								
Petrol						X								X	X				
Petrolatum		C	X	E	X			E		X	E					X		E	E
Petroleum Crude		G	X	G	X		E	E		X	E	G	E			X		E	G
Petroleum Ether		X	X	C	X	X	E	E		X	E	E	G	C	C	X		E	C
Petroleum Oils	G	G	X	G	X		E	E		X	E	G	G			X	C	E	C
Phenbo													X						
Phenol		X	G	X		X	E	E		X	X	X	X	X	X	X	X	E	C
Phenolsulfonic Acid		X	C				E	X		X	X		G					G	G
Phenylamine		X	E	X	G		E	E		X	X		C						
Phenylbromide		X	X	X	X		E	G		X	X		X						
Phenylbutane	C																		
Phenylchloride		X	X	X	X		E	E		X	X		X						E
Phenylethylene		X	X	X	X		E	G		X	X		C			X			
Phenylhydrazine		C	G	X	C			E		C	X					X		E	E
Phenylhydrazine Hydrochloride													C	C					
Phenylmethane		X	X	X	X		E	E		X	X		X						
Phenylmethanol		G	G	X	G		E	E		X	X	C	X			X	X	E	E
Phenylmethyl Acetate		G	E				E	X		X								E	E
Phorone		X	E	X	G		E	C	E	X	X					X		E	E

***Refer to the PVC and Thermoplastic Temperature/Pressure chart in this section.

(Continued on the following page)

Hose and Chemical Table (Continued)

Refer to *Names and General Properties of Hose Materials* table.Key: E = Excellent G = Good C = Conditional
Blank = No Data X = Not Recommended

Chemical Or Material Conveyed	CPE	CSM	Chlorobutyl	Chloroprene	EPDM	EVA***	FEP/PTFE	FKM	MXLPE	Natural	Nitrile	Nylon	PU***	PVC***	PVC/PU***	SBR	TPV***	UHMWPE	XLPE
Phosgene, Gas						C								C	C				
Phosgene, Liquid														X					
Phosphaite Esters	G	X	E	X	E		E	C		X	X	E	X			X	E		
Phosphoric Acid, 10%	X	E	G	E	E	E				G	X	X	X			G		E	E
Phosphoric Acid, 10%-85%	X	E	G	E	E	E	E	E		G	X	X	X			G		E	E
Phosphorous Pentoxide						G								C	C				
Phosphorous Trichloride		X	E	X	E	C	E	E		X	X			X	X	X		E	E
Phosphorus, Yellow						X								G	G				
Photographic Developers						E							C	C	C				
Photographic Emulsions						E								C	C				
Photographic Fixers						E								C	C				
Di(2Ethylhexyl) Phthalate		X	G	X	G		E	G		X	X	E	X			X			
Pickling Solution		C	C	C	C		E	G	G	C	C					C		E	E
Picric Acid						G							X	X	X				
Picric Acid, H2O Solution	X	E	C	C	C					C	C					G			
Picric Acid, H2O Solution							C	E				X	G				X		E
Picric Acid, Molten		G	C	C	C		E	C	G	C	C					C		X	X
Pine Oil		X	X	X	X		E	E		X	G		E			X		E	X
Pinene		X	X	X	X		E	E		X	G		G			X		E	E
Piperidine		X	X	X	X		E	X	C	X	X					X		G	G
Pitch		C	X	G	X		E	C	G	X	G				G	G	X	E	E
Plating Solution, Brass						C							E	E	E				
Plating Solution, Cadmium						C							E	E	E				
Plating Solution, Chrome		C	E	G	E		E	G	E	X	G					X		E	E
Plating Solution, Chromium						X							G	G	G				
Plating Solution, Copper						C							E	E	E				
Plating Solution, Gold						C							E	E	E				
Plating Solution, Iridium						C							E	E	E				
Plating Solution, Lead						C							E	E	E				
Plating Solution, Nickel						C							E	E	E				
Plating Solution, Rhodium						C							E	E	E				
Plating Solution, Silver						C							E	E	E				
Plating Solution, Tin						C							E	E	E				
Plating Solution, Zinc						C							E	E	E				
Poly Chlorinated Biphenol							E	E											
Polyethylene Glycol	E	E	E	E	E		E	E	E	E	E					E		E	E
Polyol Ester				G								G	X						
Polypropylene Glycol		E	E				E	E		E	E								
Polyvinyl Acetate Emulsion (PVA)		G	E	G	E		E	C		C	C					C		E	E
Potassium Acetate		C	E	G	E		E	C		E	G	G	X			X		E	E
Potassium Acid Sulfate						G							E	E	E				
Potassium Antimonate						E							E	E	E				
Potassium Bichromate						E							E	E	E				
Potassium Bisulfate		E	E	E	E		E	E		E	E	G				G		E	E
Potassium Bisulfite		E	E	E	E	E	E	E		E	E	G			E	G		E	E
Potassium Bisulphate						E							E	E	E				
Potassium Borate, 1%						E							E	E	E				
Potassium Bromate, 10%						E							E	E	E				
Potassium Bromide						E							E	E	E				
Potassium Carbonate		E	E	E	E	E	E	E	E	E	E	E	C	E	E	E		E	E
Potassium Chlorate						E							G	E	E				
Potassium Chloride	G	E	E	E	E	E	E	E		E	E	E	E	E	E	E		E	E
Potassium Chromate		C	G	E	E		E	E		G	E	G	G			G		E	E
Potassium Chromate, 40%						E							G		E				
Potassium Cuprocyanide						E								E	E				
Potassium Cyanide	G	E	E	G	E	C	E	E		E	E	E	E	C	C	E		E	E

***Refer to the PVC and Thermoplastic Temperature/Pressure chart in this section.

(Continued on the following page)

Hose and Chemical Table (Continued)

Refer to *Names and General Properties of Hose Materials* table.

Key: E = Excellent G = Good C = Conditional
Blank = No Data X = Not Recommended

Chemical Or Material Conveyed	CPE	CSM	Chlorobutyl	Chloroprene	EPDM	EVA***	FEP/PTFE	FKM	MXLPE	Natural	Nitrile	Nylon	PU***	PVC***	PVC/PU***	SBR	TPV***	UHMWPE	XLPE
Potassium Dichromate	X	E	E	E	E		E	E		C	E	G	G			G		G	G
Potassium Dichromate, 49%						E							G	E	E				
Potassium Ferricyanide						E							E	E	E				
Potassium Fluoride						E							E	E	E				
Potassium Hydrate		E	E	G	G		E	C		G	G	G	G			G		E	E
Potassium Hydroxide	X	E	G	G	E		E	G		G	G	G	C			G	G	E	E
Potassium Hydroxide, 10%						E							C	E	E				
Potassium Hydroxide, 20%						E							X	E	E				
Potassium Hydroxide, 35%						G							X	E	E				
Potassium Hypochlorite						E							X	G	G				
Potassium Nitrate		E	E	E	E	E	E	E		E	E	E	E	E	E	E		E	E
Potassium Perborate						E							E	E	E				
Potassium Perchlorite						G							G	E	E				
Potassium Permanganate		X	E	X	E		E	E	E	X	X					X		E	E
Potassium Permanganate, 10%						X							G	G	E				
Potassium Permanganate, 5%		G	E	E	E		E	E		E	C	X	X			G		E	G
Potassium Persulfate						E							E	E	E				
Potassium Phosphate						E													
Potassium Silicate		E	E	E	E		E	E		E	E	G	E			E		E	E
Potassium Sulfate		E	E	E	E	E	E	E		E	E	E	E	E	E	G		E	E
Potassium Sulfide		E	E	E	E	E	E	E		G	E	E	E	E	E	G		E	E
Potassium Sulfite		E	E	E	E		E	E		G	E	E	E	E	E	G		E	E
Potassium Thiosulfate						E							E	E	E				
Power Steering Fluid													E	E	E				
Prestone Antifreeze							E	E				G	X				E	E	E
Producer Gas		G	X	G	X		E	E		X	E		E			X			
Propane						X							C	C	C				
Propanediol		E	C	C	E		E	E		E	E		G			E			
Propanetriol	E	E	E	E	E	E	E	E		E	E	G	C			E	X	E	E
Propanol (Propyl Alcohol)						E	E	E				E	X	E	E	E	E	E	E
1-Amino-2-Propanol		C	E				E	X		G	G								
Propanolamine	E																		
Propanone	G	X	E	X	E		E	X		C	X	E	X			C	E	E	C
Chloro-2-Propanone		X	X	C	E		E	X		X	X		X			X			
Propargyl Alcohol						E								E	E				
Propen-1-Ol							E	G										E	E
Propenediamene	E																		
Propenenitrile			X	X			E			G	X								
Propenyl Alcohol		E	E	E	E		E	G		E	E							E	E
Propenylanisole		X	X				E	G		X	X								
Propionic Acid		G	E	C	E		E	X		E	C		X			X			E
Propionitrile			E	G	E		E	X		E	X						X		
Propyl Acetate		X	G	X	E		E	X		X	X		X			X		E	E
Propyl Alcohol (Propanol)		E	E	E	E	E	E	E		E	E	E	X	E	E	E	E	E	E
Propyl Aldehyde		X	G				E	X		C	X							E	E
Propyl Benzene	C																		
Propyl Chloride		X	C				E	G		X	X							E	E
Propyl Ether	E																		
Propyl Nitrate		X	G	X	G		E	X		X	X		X			X			
Propylene		X	X	X	X		E	E		X	X		X			X			
Propylene Diamine		C	E				E			G	G								
Propylene Dichloride		X	X	X	X	X	E	G		X	X		X	X	X	X		G	G
Propylene Glycol	E	E	E	E	E	E	E	E		E	E	G	X			E	X	E	E
Prune Juice														E					
Pydraul Hydraulic Fluids		D	G	D	G		E	C	E	X	X	G	X			X		G	G
Pyranol		X	X	X	X			E		X	C					X		E	E

***Refer to the PVC and Thermoplastic Temperature/Pressure chart in this section.

(Continued on the following page)

Hose and Chemical Table (Continued)

Refer to *Names and General Properties of Hose Materials* table.

Key: E = Excellent G = Good C = Conditional
Blank = No Data X = Not Recommended

Chemical Or Material Conveyed	CPE	CSM	Chlorobutyl	Chloroprene	EPDM	EVA***	FEP/PTFE	FKM	MXLPE	Natural	Nitrile	Nylon	PU***	PVC***	PVC/PU***	SBR	TPV***	UHMWPE	XLPE
Pyridine		X	G	X	G		E	X	G	X	X					X		E	E
Pyroligneous Acid		G	G	G	G			E		C	C					C		E	E
Pyrrrole		X	G	X	C			C		C	X					G		E	E
Quintolubric 822 Series			X	X	X			G		X	G								
Rape Seed Oil		G	E	G	G		E	E	E	X	G					X		G	G
Red Oil	X	G	X	C	C		E	E		X	E	E	G			X		E	C
Resorcinol			X	X	G		E	E				X	X			G	X		E
Rosin Oil		G	X	E	X			E		X	E					X		E	E
Rotenone And Water		E	E	E	E			E		E	E					E		E	E
SAE Oil #10	G	X	X	C	X		E	E		X	E	E	E			X	X		C
Salicylic Acid		E	E	X	E	E	E	E	E	E	X					G		E	E
Sea Water		E	E	G	E	E	E	E	E	E	E	E	C	E	E	E	E	E	E
Selenic Acid						G							X	E	E				
Sewage		E	G	G	E		E	E		G	E	G	X			G	G	X	E
Shortening G						E								G					
Silicate Esters		G	C	E	X		E	E		X	G	G	E			X		C	
Silicate of Soda		E	E	E	E		E	E		E	E	E						E	E
Silicic Acid						E							X	E	E				
Silicone Fluids						E													
Silicone Grease		E	E	E	E		E	E		E	E	E	E			E		G	E
Silicone Oil		E	E	E	E		E	E		C	E	E	E			E		E	E
Silver Cyanide						E							E	E	E	E			
Silver Nitrate		E	E	E	E	E	E	E		E	G	E	E	E	E	E		E	E
Silver Plating Solutions						E							E	E	E				
Skelly Solvent		C	X	G	X			E		X	E					X		E	E
Skydrol Hydraulic Fluids		X	E	X	E		E	X	E	X	X					X		E	E
Soap Solutions	G	E	G	G	E	G	E	E		G	E	E	E	E	E	G	E	E	E
Soda Ash	G	E	E	E	E		E	E		E	E	G	G			E		E	E
Soda Lime		G	E	G	E		E	G		E	G		C					E	E
Soda, Caustic	C	E	E	E	E		E	X		G	C	G	G			E	C	E	E
Sodium Acetate		C	E	G	E	E	E			E	G	G	X			X		E	E
Sodium Acid Sulfate						E							E	E	E				
Sodium Aluminate		E	E	E	E		E	E		G	E	G				G		E	E
Sodium Antimonate						E							E	E	E				
Sodium Arsenite						E							E	E	E				
Sodium Benzoate						E							E	E	E				
Sodium Bicarbonate		E	E	E	E	E	E	E		E	E	E	E	E	E	E		E	E
Sodium Bisulfate	X	E	E	E	E	E	E	E		E	G	C	E	E	E	G		E	E
Sodium Bisulfite		E	E	E	E	E	E	E		E	E	E	E	E	E	G		E	E
Sodium Borate		E	E	E	E		E	E		E	E	E	G			E		E	E
Sodium Bromide						E							E	E	E				
Sodium Carbonate	G	E	E	E	E	E	E	E	E	E	E	G	G	E	E	E		E	E
Sodium Chlorate						E							G	G	G				
Sodium Chloride	G	E	G	E	E	E	E	E		E	E	E	E	E	E	E	C	E	E
Sodium Chromate		C	E	C	G		E	C		X	X					X		G	G
Sodium Cyanide	G	E	E	E	E	E	E	E		E	E	E	G	E	E	E		E	E
Sodium Dichromate		G	E	G	C	E	E	E		C	E	G	E	E	E	G		E	E
Sodium Ferrocyanide						E							E	E	E				
Sodium Fluoride		E	E	E	E	E	E	E	E	E	E		E	E	E	E		E	E
Sodium Hydrate		G	E	G	E		E	G		E	G	G	C			G			E
Sodium Hydrochlorite		E	G	C	G		E	E		C	C	G	C			G			E
Sodium Hydroxide	C	E	E	G	E		E	C		E	C	G	C			G	C	E	E
Sodium Hydroxide, 10%						E							G	E	E				
Sodium Hydroxide, 35%						E							C	E	E				
Sodium Hydroxide, 50%													G						
Sodium Hypochlorite	X	G	G	C	G	E	E	C		X	X	X	C	E	E	C	C	E	G

***Refer to the PVC and Thermoplastic Temperature/Pressure chart in this section.

(Continued on the following page)

Hose and Chemical Table (Continued)

Refer to *Names and General Properties of Hose Materials* table.

Key: E = Excellent G = Good C = Conditional
Blank = No Data X = Not Recommended

Chemical Or Material Conveyed	CPE	CSM	Chlorobutyl	Chloroprene	EPDM	EVA***	FEP/PTFE	FKM	MXLPE	Natural	Nitrile	Nylon	PU***	PVC***	PVC/PU***	SBR	TPV***	UHMWPE	XLPE
Sodium Metaphosphate		G	G	G	E		E	E		E	E	E	G			E		G	E
Sodium Nitrate	G	E	E	G	E	E	E	E		G	G	E	G	E	E	G		E	E
Sodium Nitrite		E	E	E	E	E	E	E	E	E	E	E	E	E	E	E		E	E
Sodium Perborate	X	G	E	G	E		E	E		G	G	G	G			G		E	E
Sodium Peroxide	X	G	E	G	E		E	E		G	G	X	X			G		E	E
Sodium Phosphate		E	E	C	E		E	E		E	E	E	E			E		E	E
Sodium Phosphate, Acid						E							U	G	G				
Sodium Silicate	G	E	E	E	E	E	E	E		E	E	E	G	E	E	E		E	E
Sodium Sulfate	G	E	E	E	E	E	E	E		G	E	E	E	E	E	G		E	E
Sodium Sulfide	G	E	E	E	E	E	E	E		G	E	E	E	E	E	G		E	E
Sodium Sulfite		E	E	E	E	E	E	E		G	E	E	E	E	E	G		E	E
Sodium Thiosulfate		E	E	E	E	E	E	E		E	E	G	E	E	E	G		E	E
Soft Drinks						G								E	E				
Soya Oil														E	E				
Soybean Oil	G	E	C	E	X		E	E		X	E	E	G	G		X		E	E
Stannic Chloride	X	C	G	C	E	E	E	E		G	E	C	G	E	E	E		E	E
Stannic Sulfide		E	E				E	E		E	E								E
Stannous Chloride		E	G	E	C	E	E	E		E	E	G	C	E	E	E		E	
Stannous Sulfide		E	E				E	E		E	E								E
Starch						E													
Stearic Acid	G	C	G	G	G	E	E	E		C	E	E	E	C	C	G	E	E	E
Stoddard Solvent	G	X	X	C	X	C	E	E		X	E	E	G	C	G	X	X	E	E
Styrene Monomer		X	X	X	X		E	E		X	X	E	C			X		G	E
Sugar Solutions		E	E	E	E	E	E	E	E	E	E					E		E	E
Sulfamic Acid		E	E	G	X		E	E		G	C		X						C
Sulfite Liquors		E	E	G	G		E	E		G	G					G		E	E
Sulfonic Acid		C	X	C	X		E	X		X	X					X		G	G
Sulfur		F	F	X	F		E	G		X	X			G	G	X		E	X
Sulfur, Molten		E	E	E	E					G	G					G			
Sulfur Chloride	G	C	X	C	X		E	E		X	C	C	C			X		E	E
Sulfur Dioxide		C	G	X	E		E	E		C	X	X				C		G	C
Sulfur Dioxide Gas, Dry						E								E	E				
Sulfur Dioxide Gas, Wet						E								C	C				
Sulfur Dioxide, Liquid						X								C	C				
Sulfur Hexafluoride		E	E	E	E		E	E	E	E	E					E		E	E
Sulfur Trioxide		B	C	C	C		E	E	G	X	C					C		D	G
Sulfur Trioxide, Dry		C	G	X	G		E	E		C	X	X	G			X		X	G
Sulfur, Molten							E	E										E	C
Sulfuric Acid, 1%-60%						G								E	E				
Sulfuric Acid, 70%						C								E	E				
Sulfuric Acid, 95%						X								X	X				
Sulfuric Acid, 95% Fuming						X								C	C				
Sulfuric Acid, 25%	X	E	G	E	E		E	E		G	E	X	X			G	E	E	E
Sulfuric Acid, 25%-50%	X	G	G	E	E		E	E		G	E	X	X			G		E	E
Sulfuric Acid, 50%-96%	X	C	X	C	G		E	E		X	C	X	X			X		E	E
Sulfuric Acid, 60% (200°F)	X		X	X	X						X	X				X		X	X
Sulfuric Acid, Conc. 96%-98%	X	X	X	X	X		E	G		X	X	X	X			X		E	C
Sulfuric Acid, Fuming	X	X	X	X	X		E	G		X	X	X	X			X		X	X
Sulfurous Acid, 10%	X	E	E	G	E	E	E	E		G	C	X	X			G		E	E
Sulfurous Acid, 10%-85%	X	E	E	C	G		E	G		G	C	X	X			C		X	E
Sulfurous Acid, 30%						X								E	E				
Sulphur Trioxide						X													
Sutan							E	F											E
Tall Oil		C	X	C	X		E	E		X	E		E			X		E	G
Tallow		C	G	G	E	E	E	E		C	E	E	E			X		E	E
Tannic Acid	X	E	E	E	E	E	E	E		E	E	G	E	E	E	G	E	E	E

***Refer to the PVC and Thermoplastic Temperature/Pressure chart in this section.

(Continued on the following page)

Hose and Chemical Table (Continued)

Refer to *Names and General Properties of Hose Materials* table.

Key: E = Excellent G = Good C = Conditional
Blank = No Data X = Not Recommended

Chemical Or Material Conveyed	CPE	CSM	Chlorobutyl	Chloroprene	EPDM	EVA***	FEP/PTFE	FKM	MXLPE	Natural	Nitrile	Nylon	PU***	PVC***	PVC/PU***	SBR	TPV***	UHMWPE	XLPE
Tanning Extracts						E													
Tanning Liquors						C								E	E				
Tar, Bituminous	G	C	X	C	X		E	E	E	C	G	G	G			X		E	E
Tar, Camphor	C	X	X	X	X		E	E	E	X	X	E	G			X	C	E	X
Tartaric Acid	X	E	G	E	C	E	E	E		E	E	E	E	E	E	G	E	E	E
Tea, Brewed						G								E	E				
Telone 2																			E
Terpinol	E	X	C	X	C		E	E	E	X	G	G	G			X		G	G
Tertiary Butyl Alcohol		G	G	G	G		E	E		G	G		X			G		E	E
Tertiary Butyl Amine		X			G														
Tertiary Butyl Mercaptan		X	X	X	X		E	E		X	X		X			X			
Tetrachlorobenzene		X	X				E	G		X	X		G						G
Tetrachloroethane		X	X	X	X		E	E		X	X		X			X	C	C	
Tetrachloroethylene		X	X	X	X		E	E		X	C	E	X			X		G	X
Tetrachloromethane		X	X	X	X		E	E		X	X	E	C					C	X
Tetrachloronaphthalene		X	X				E	G		X	X								G
Tetraethyl Lead		X	X	C	X		E	E	G	X	G		G	G	G	X		E	E
Tetraethylene Glycol		E	E				E	E		E	E								
Tetraethylorthosilicate			E	X			E			X	X								
Tetrahydrofuran (THF)		X	G	X	X		E	X		X	X	G	X			X	X	C	X
Tetrahydrofurane						X							X	X	X				
Thionyl Chloride		X	X	X	X	X	E	G		X	X		X	X	X	X		E	
Tin Chlorides		E	G	C	E		E	E		E	E	C	G	E	E			E	E
Tin Tetrachloride		E	E	E	E		E	E	E	E	E					E		E	E
Titanium Tetrachloride		X	X	X	X		E	E		X	C		X	E	E	X		G	X
Titanium Trichloride						X													
Toluene	C	X	X	X	X	X	E	E		X	X	E	X	X	C	X	X	E	X
Toluene Diisocyanate (TDI)		X	E	X	E		E	G		C	C					C		E	E
Toluidine		X	X				E	G		X	X								
Tomato Juice						C								E					
Toxaphene		X	X	G	X			E		X	G					X		E	E
Transformer Oils, Chlorinated Phenyl Base Askerels		X	X	X	X		E	E	G	X	X					X		G	G
Transformer Oils, Petroleum Base		G	X	G	X		E	E	E	X	E		E			X		E	E
Transmission Fluid													E	E	E				
Transmission Fluids, A		X	X	C	X		E	E	E	X	G	G	E			X		A	A
Transmission Fluids, B		X	X	X	X			E		X	C					X		A	A
Tri (2-Hydroxyethyl) Amine		E	G	X	E		E	X		G	C		X			G			
Tributyl Amine		C	E				E			G	G								
Tributyl Phosphate		X	G	X	E		E	X		C	X	G	X	X	X	X		E	E
Tricetin		G	E	G	E			X		E	G					G		E	E
Trichloroacetic Acid		C	G	X	G		E	X		C	C	X	X			X		E	E
Trichlorobenzene		X	X	X		X	E	G		X	X		X	X	X	X			
Trichloroethane		X	X	X	X		E	E		X	X	E	X			X			
Trichloroethylene	C	X	X	X	X	X	E	E		X	X	G	X	X	C	X	X	C	X
Trichloromethane	X	X	X	X	X		E	E		X	X	C	X			X	X	C	C
Trichloropropane		X	X	X	X		E	E		X	X					X		E	E
Trichlorotoluene							E				X								
Tricresyl Phosphate (TCP)		X	E	C	E	X	E	E		C	X	G	X	X	X	X		E	E
Triemethyl Propane														C	C				
Triethanolamine		E	G	X	E	C	E	X		G	C	E	X	C	G	G		E	E
Triethylamine			C	G	E		E	E		G	E	E	X	G	G	X			
Triethylene Glycol		E	E				E	E		E	E								E

***Refer to the PVC and Thermoplastic Temperature/Pressure chart in this section.

(Continued on the following page)

Hose and Chemical Table (Continued)

Refer to *Names and General Properties of Hose Materials* table.

Key: E = Excellent G = Good C = Conditional
Blank = No Data X = Not Recommended

Chemical Or Material Conveyed	CPE	CSM	Chlorobutyl	Chloroprene	EPDM	EVA***	FEP/PTFE	FKM	MXLPE	Natural	Nitrile	Nylon	PU***	PVC***	PVC/PU***	SBR	TPV***	UHMWPE	XLPE
Trihydroxybenzoic Acid		G	G	G	G		E	E		E	G	G	X			G		G	
Trimethyl Pentanes, Mixed	E	C	X	C	X		E	E		X	E	E	G			X	X	E	
Trimethyl Pentene	E											E						E	
Trimethylamine	E						E											E	E
Trinitrotoluene (TNT)		G	X	G	X			G		X	X					X		X	X
Triphenyl Phosphate		C	E	C	G		E	C		X	X					X		E	E
Trisodium Phosphate		E	E	E	E					E	E					E			
Trityl Phosphate		X	E	X	E		E	E		X	X	G	X			X		E	
Tung Oil	C	E	X	E	X		E	E		X	E	G	C			X		E	E
Turbine Oil		G	X	G	X			E		X	G					X		E	E
Turpentine		X	X	X	X	X	E	E		X	G		E	C	G	X		G	E
Ucon Hydrolube Oils		X	E	G	E		E	E	E	X	E					X		E	E
UDMH		E	E	G	E		E	X		E	G		X			X		C	C
1 Undecanol		E	E	E	E		E	G		E	E					E		E	E
Undecyl Alcohol		E	E	E	E		E	G	E	E	E					E		E	E
Uran		E	G	G	G		E	C	E	G	G					C		E	E
Urea		E	E	G	E	E	E	E		E	G	E	G	E	E			E	E
Urethane Formulations							E	E			E	E							
Uric Acid							E					G	X				E		E
Urine						E						G	E	E	E				
Varnish	C	X	X	X	X	X	E	E		X	G	E	C	X	X	X		E	
Vegetable Oils		G	C	C	C	X	E	E		X	E	G	E	G	G	X		E	G
Versilube F44		E	E	E	E		E	E		E	E	E	E			E			
Versilube F55		E	E	E	X		E	E		E	E	E	E			E			
Vinegar		E	E	G	E	E	E	E		G	G	C	C	E		G		E	E
Vinegar Acid	G																		
Vinyl Acetate		C	E	X	G	X	X	E		X	X		X	X	X	X		E	E
Vinyl Benzene		X	X	X	X		E	G		X	X		C			X		E	G
Vinyl Chloride														X	X				
Vinyl Chloride, Gas			X		G		E			G		E					C	E	
Vinyl Cyanide	E	C	X	C	X		E	C		C	X	E	X			C	X		
Vinyl Ether		G	X				E	X		X	G							E	E
Vinyl Styrene		X	X				E	E		X						X		E	E
Vinyl Toluene		X	X				E	E		X	X							E	E
Vinyl Trichloride		X	X	X			E	E		X	X							E	E
Vital, 4300, 5310					X		E			X	E								
VM&P Naphtha		X	X	C	X		E	E		X	C								X
Water	G	E	E	G	E		E	E	E	E	E	E	E			G	E	E	E
Water, Acid						E						G	E	E					
Water, Boiling		E	E	G	E		G	G		G	X	G	G	E	E	G	G	X	X
Water, Demineralized						E						E	E	E					
Water, Detergent Solution		E	E	G	E		E	E	G	G	E	E	G			G		E	E
Water, Distilled						E						E	E	E					
Water, Fresh						E	E	E	E			G	E	E	E			E	E
Water, Potable						E						E	E	E					
Water, Salt		G	E	E	E	E	E	E	E	E	G		G	E	E	G		E	E
Water, Soda							E					E					E	E	E
Wemco C		X	X	G	X					X	E					X			
Whey						G								E					
Whiskey		E	E	E	E		E	E		E	E	E	X	C		E		E	E
White Gasoline						X							E	E	E				
White Liquor		E	G	E	C			E		E	E		E	E	E			E	E
White Oil		X	X	G	X		E	E		X	E		E			X		E	X
White Pine Oil		X	X	X	X			E		X	G					X			
Wines		E	E	E	E		E	E		E	E	E	X	G		E		E	G
Wood Alcohol		E	E	E	E		E	C		E	E		X			E		E	E

***Refer to the PVC and Thermoplastic Temperature/Pressure chart in this section.

(Continued on the following page)

Hose and Chemical Table (Continued)

Refer to *Names and General Properties of Hose Materials* table.Key: E = Excellent G = Good C = Conditional
Blank = No Data X = Not Recommended

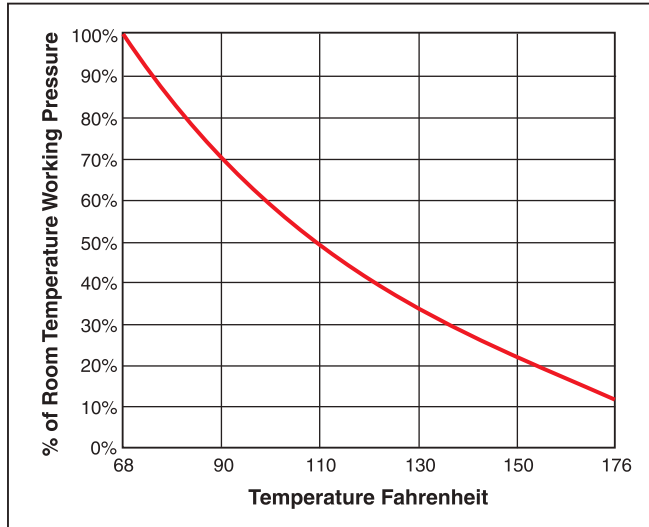
Chemical Or Material Conveyed	CPE	CSM	Chlorobutyl	Chloroprene	EPDM	EVA ***	FEP/PTFE	FKM	MXLPE	Natural	Nitrile	Nylon	PU***	PVC***	PVC/PU***	SBR	TPV***	UHMWPE	XLPE
Wood Oil		C	C	G	X		E	E		X	E	G	C			X		E	E
Xenon		E	E	E	E		E	E		E	E	G	E			E			
Xylene, Xylol	C	X	X	X	X	X	E	E		X	X	G	C	X	C	X	X	C	X
Xylidine		X	G	X	C		E	C		X	C					X		G	G
Zeolites		E	E	E	E			E		E	E					E			
Zinc Acetate		C	E	G	E		E	C		E	G	X	X			X			E
Zinc Carbonate		E	E	E	E		E	E		E	E		E					E	E
Zinc Chloride	X	E	E	E	E	E	E	E		E	E	C	G	E	E	E		E	E
Zinc Chromate		C	E			E	E						E	E	E				G
Zinc Cyanide						E							E	E	E				
Zinc Nitrate						E							E	E	E				
Zinc Sulfate	X	E	E	E	E	E	E	E		E	E	E	G	E	E	G		E	E

***Refer to the PVC and Thermoplastic Temperature/Pressure chart in this section.

PVC and Thermoplastic Temperature / Pressure Chart

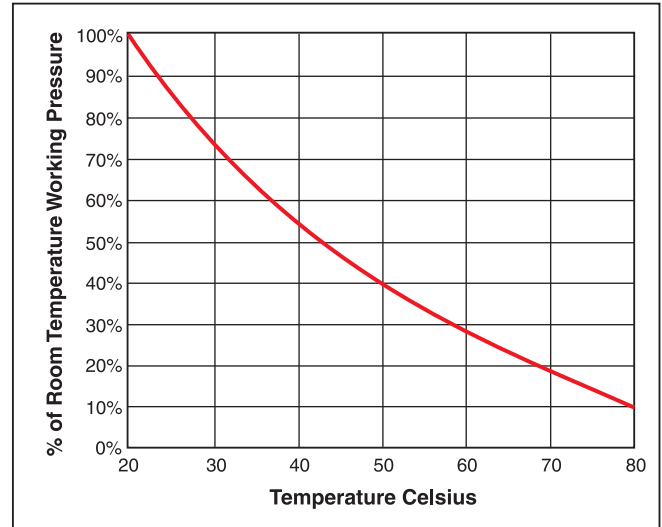
Effects of Elevated Temperatures on PVC / Thermoplastic Hose and Tubing

Thermoplastic hose and tubing achieve their optimum physical properties at room temperature, 68°F (20°C). As thermoplastic materials are exposed to increased ambient temperatures, they soften and their physical properties change. For hose and tubing, heat sharply reduces the available working pressure and coupling retention. The charts below illustrate this effect. In all cases, test the product in a controlled, secure and safe environment, and consider all operating conditions prior to use.



Example from the Fahrenheit Chart

If Working Pressure at 68°F is 200 PSI, then the WP at 110°F is $200 \times 50\%$, or 100 PSI.



Example from the Celsius Chart

If Working Pressure at 20°C is 14 bar, then the WP at 50°C is $14 \times 40\%$, or 5.6 bar.

For further information, refer to the Parker Safety Guide No. 4400-B.1 previously in this section and the Parker User Responsibility Statement on the inside front cover of in this catalog.

Metal/Coupling Corrosion Resistance Table

⚠WARNING! The following data has been compiled from generally available sources and should not be relied upon without consulting and following the specific recommendations of the manufacturer regarding particular coupling materials.

Key: E = Excellent • G = Good • C = Conditional • Blank = No Data • X = Not Recommended

Chemical Or Material Conveyed	Aluminum	Brass	Carbon Steel	Stainless Steel 202, 302, 304, 308	Stainless Steel 316	Stainless Steel 410, 416, 430	Chemical Or Material Conveyed	Aluminum	Brass	Carbon Steel	Stainless Steel 202, 302, 304, 308	Stainless Steel 316	Stainless Steel 410, 416, 430
Acetate, Solvents, Crude	C	C		E	E	G	Formaldehyde, 50%	G	G	C	E	E	C
Acetate, Solvents, Pure	E	E		E	E	E	Formic Acid	X	G	X	E	E	E
Acetic Acid	X	X	X	G	G	G	Freon	E	E	C	E	E	E
Acetic Acid Vapors	C	X	X	G	G	X	Furfural	E	G	E	E	E	E
Acetic Anhydride	G	X	X	G	G	X	Gasoline, Refined	E	E	E	E	E	E
Acetone	E	E	E	E	E	E	Gasoline, Sour	C	C	E	E	E	C
Acetylene	E	X	E	E	E	E	Gelatin	E	C	X	E	E	X
Alcohols	E	G	E	E	E	E	Glucose	E	E	E	E	E	E
Aluminum Sulfate	X	X	X	C	G	X	Glue	E	E	E	E	E	E
Alums	C	C	X	C	G	X	Glycerine or Glycerol	E	G	E	E	E	E
Ammonia Gas	C	X	E	E	E	E	Hydrochloric Acid, 37%	X	X	X	X	C	X
Ammonium Chloride	C	X	X	C	C	X	Hydrocyanic Acid, 10%	E	X	X	E	E	X
Ammonium Hydroxide	G	X	X	E	E	C	Hydrofluoric Acid	X	X	X	X	X	X
Ammonium Nitrate	G	X	E	E	E	E	Hydrogen	E	E	E	E	E	E
Ammonium Phosphate		X		E	E	E	Hydrogen Fluoride	E	C		X	E	X
Ammonium Phosphate, Acid		C		G	E	C	Hydrogen Peroxide	E	X	C	G	E	E
Ammonium Phosphate, Neutral	C	C	X	E	E	E	Hydrogen Sulfide, Dry	C	C	C	G	C	C
Ammonium Sulfate	X	X	X	G	G	G	Hydrogen Sulfide, Wet	X	X	X	G	E	X
Asphalt	E	E	E	E	E	E	Lacquers, Lacquer Solvents	E	G	C	E	E	E
Beer	E	E	X	E	E	E	Lactic Acid	C	X	X	C	G	E
Beet Sugar Liquors	E	G	C	E	E	G	Lime, Sulfur	G	X	G	E	G	E
Benzene, Benzol	E	E	E	E	E	E	Linseed Oil	E	E	E	E	E	E
Benzine	E	E	E	E	E	E	Magnesium Chloride	X	C	C	G	X	X
Biodiesel	E	X	G	E	E	E	Magnesium Hydroxide	X	G	E	E	E	E
Borax		E	G	E	E	E	Magnesium Sulfate	C	G	G	E	E	E
Boric Acid	E	C	C	G	E	C	Mercuric Chloride	X	X	X	X	X	X
Butane, Butylene	E	E	E	E	E	E	Mercury	X	X	E	E	E	E
Butadiene	E	E	E	E	E	E	Milk	X	C	X	E	E	G
Calcium Bisulfate		X		G	E	X	Molasses	G	E	G	E	E	G
Calcium Hypochlorite	X	X	X	C	G	C	Natural Gas	E	G	E	E	E	E
Cane Sugar Liquors	E	E	E	E	E	E	Nickel Chloride	X	X	X	C	G	E
Carbon Dioxide, Dry	E	E	E	E	E	E	Nickel Sulfate	X	C	X	G	E	C
Carbon Dioxide, Wet, (AQ)	E	E	G	E	E	E	Nitric Acid	C	X	X	G	G	G
Carbon Disulfide	G	C	G	E	E	G	Oleic Acid	E	C	X	G	E	G
Carbon Tetrachloride	C	E	E	E	E	E	Oxalic Acid	X	X	X	G	E	C
Chlorine, Dry	X	X	G	G	E	G	Oxygen	E	E	E	E	E	E
Chlorine, Wet	X	C	X	X	C	X	Palmitic Acid	E	E	C	G	E	C
Chromic Acid	X	X		G	G	C	Petroleum Oils, Sour		C		E	E	C
Citric Acid	E	X	X	X	E	C	Petroleum Oils, Refined	E	E	E	E	E	E
Coke Oven Gas	G	C	E	E	E	E	Phosphoric Acid, 25%	X	X	X	C	E	C
Copper Sulfate	X	X	X	E	E	E	Phosphoric Acid, 25%-50%	X	X	X	X	G	C
Core Oils		E		E	E	E	Phosphoric Acid, 50%-85%	X	X	X	X	G	C
Cottonseed Oil	E	C	C	E	E	E	Picric Acid	C	X	X	C	E	C
Creosote	E	C	G	E	E	E	Potassium Chloride	X	E	C	G	C	C
Ethers	E	C	C	E	E	E	Potassium Hydroxide	X	X	X	E	E	E
Ethylene Glycol		G	G	E	E	E	Potassium Sulfate	E	C	G	E	E	E
Ferric Chloride	X	X	X	X	X	X	Propane	E	E	E	E	E	E
Ferric Sulfate	X	X	X	E	E	C	Rosin			X	E	E	E

(Continued on the following page)

Metal/Coupling Corrosion Resistance Table (Continued)

Key: E = Excellent • G = Good • C = Conditional • Blank = No Data • X = Not Recommended

Chemical Or Material Conveyed	Aluminum	Brass	Carbon Steel	Stainless Steel 202, 302, 304, 308	Stainless Steel 316	Stainless Steel 410, 416, 430
Shellac	G	G		E	E	E
Sludge Acid		X		X	C	X
Soda Ash	X	C	E	E	E	E
Sodium Bicarbonate	X	C	X	E	E	E
Sodium Bisulfate	C	X	X	E	E	C
Sodium Chloride	E	E	C	G	C	E
Sodium Cyanide	X	X	G	E	E	E
Sodium Hydroxide	X	X	X	G	G	G
Sodium Hypochlorite	X	X	X	X	X	X
Sodium Metaphosphate	E	X	X	E	E	G
Sodium Nitrate	E	C	E	E	E	E
Sodium Perborate	E	C	C	E	E	E
Sodium Peroxide	E	X	X	E	E	E
Sodium Phosphate, Acid		G	G	G	E	E
Sodium Phosphate, Alkaline		C	C	E	E	E
Sodium Phosphate, Neutral		G	C	E	E	E
Sodium Silicate	X	C	E	E	E	E
Sodium Sulfate	C	G	E	E	E	E
Sodium Sulfide		X	X	E	E	E
Sodium Thiosulfate	G	X	X	E	E	E
Stearic Acid	C	C	X	G	E	G
Sulfate Liquors		X	X	E	E	E
Sulfur	C	X	X	G	E	C
Sulfur Chloride	X	X	X	X	X	X
Sulfur Dioxide, Dry	E	E	G	E	E	E
Sulfur Dioxide, Wet	C	X		G	E	X
Sulfuric Acid , 1%-50%	C	X	X	X	G	X
Sulfuric Acid, 50%-70%	X	X	X	X	C	X
Sulfuric Acid, 70%-90%	X	X	X	X	X	X
Sulfuric Acid, 90%-98%	X	X	X	X	X	X
Sulfurous Acid	X	X	X	C	G	C
Tannic Acid	X	C	X	E	E	C
Tar	E	G	E	E	E	G
Toluene, Toluol	E	E	E	E	E	E
Trichlorethylene	E	E	C	E	E	E
Turpentine	E	E	E	E	E	E
Varnish		C	X	E	E	C
Vegetable Oils	E	G	E	E	E	E
Vinegar	X	X	X	G	E	E
Water , Acid	X	X	X	E	E	G
Water, Fresh	C	E	E	E	E	E
Water, Salt	X	X	X	G	G	C
Whiskey		G	X	E	E	C
Wines		G	X	E	E	C
Xylene, Xylol	E	E	G	E	E	E
Zinc Chloride	X	X	X	C	C	X
Zinc Sulfate	C	C	X	G	E	E

Silicone Hose and Chemical Table

⚠WARNING! The following data is based on tests and believed to be reliable; however, the tabulation should be used as a guide ONLY, since it does not take into consideration all variables, such as elevated temperatures, fluid contamination, concentration, etc., that may be encountered in actual use. All critical applications should be tested. Refer to the Safety & Technical Information section of this catalog for safety, handling and use information.

Key: E = Excellent • G = Good • C = Conditional • X = Not Recommended • I = Insufficient Data

Chemical or Material Conveyed	Rating	Chemical or Material Conveyed	Rating	Chemical or Material Conveyed	Rating	Chemical or Material Conveyed	Rating
Acetic acid, dilute, 10%	G	Carbon tetrachloride	X	Hydraulic fluids: Water glycol	E	Potassium hydroxide	C
Acetic acid glacial	C	Castor oil	E	Hydrobromic acid	X	Potassium sulfate	E
Acetic acid anhydride	I	Cellosolve acetate	X	Hydrochloric acid	X	Propane	X
Acetone	X	CFC-12	I	Hydrocyanic acid	G	Sewage	G
Acetylene	C	China wood oil, tung oil	X	Hydrofluoric acid	X	Soap solution	E
Air 68°F (20°C)	E	Chlorine, dry/wet	X	Hydrofluosilicic acid	I	Soda ash, sodium carbonate	E
Air 150°F (65°C)	E	Chlorinated solvents	X	Hydrogen gas 140°F (60°C)	C	Sodium bicarbonate, baking soda	E
Aluminum chloride 150°F (65°C)	E	Chloroacetic acid	I	Hydrogen peroxide	E	Sodium bisulfate	E
Aluminum fluoride 150°F (65°C)	G	Chlorosulfonic acid	X	Hydrogen sulfide, dry	X	Sodium chloride	E
Aluminum sulfate 150°F (65°C)	E	Chromic acid	C	Hydrogen sulfide, wet	X	Sodium cyanide	E
Alums 150°F (65°C)	E	Citric acid	E	Isobutyl alcohol	E	Sodium hydroxide to 50% at 140°F	E
Ammonia gas, anhydrous	I	Coke oven gas	G	Isopropyl alcohol	E	Sodium hypochlorite	G
Ammonia 10%water solution	E	Copper chloride 150°F (65°C)	E	Isooctane	X	Sodium metaphosphate	E
Ammonia 30%water solution	C	Copper sulfate 150°F (65°C)	E	Kerosene	X	Sodium nitrate	X
Ammonium chloride	C	Corn oil	E	Lacquers	X	Sodium perborate	G
Ammonium hydroxide	C	Cottonseed oil	E	Lacquers solvents	X	Sodium peroxide	C
Ammonium nitrate	E	Creosote, coal tar	C	Lactic acid	E	Sodium phosphate, monobasic	X
Ammonium phosphate monobasic	E	Creosote, coal tar wood	X	Linseed oil	E	Sodium phosphate, dibasic	X
Ammonium phosphate dibasic	E	Creosols, cresylic acid	I	Lubricating oil, crude	C	Sodium phosphate, tribasic	X
Ammonium phosphate tribasic	E	Dichlorobenzene	X	Lubricating oil, refined	C	Sodium silicate	E
Ammonium sulfate	E	Dichloroethylene	X	Magnesium chloride 150°F (65°C)	E	Sodium sulfate	E
Amyl acetate	X	Diesel fuel	X	Magnesium hydroxide 150°F (65°C)	G	Sodium sulfide	E
Amyl alcohol	X	Diethanolamine 20%	X	Magnesium sulfate 150°F (65°C)	E	Sodium thiosulfate, hypo	I
Aniline, Aniline oil	X	Diethylamine	G	Mercuric chloride	E	Soybean oil	E
Aniline, dyes	X	Diisopropylamine	I	Mercury	E	Stannic chloride	G
Asphalt	I	Diethylphthalate	X	Methyl alcohol, methanol	E	Steam 450°F (230°C)	I
Barium chloride 150°F (65°C)	E	Ethers	X	Methyl chloride	X	Stearic acid	E
Barium hydroxide 150°F (65°C)	E	Ethyl acetate	G	Methyl ethyl ketone	X	Sulfur	G
Barium sulfide 150°F (65°C)	E	Ethyl alcohol	E	Methyl isopropyl ketone	C	Sulfur chloride	C
Beer	E	Ethyl cellulose	C	Milk	E	Sulfur dioxide, dry	G
Beet sugar liquors	E	Ethyl chloride	C	MTBE	I	Sulfur trioxide, dry	G
Benzene, Benzol	X	Ethyl glycol	E	Mineral oils	E	Sulfuric acid, 10%	X
Benzine, petroleum ether	X	Ferric chloride 150°F (65°C)	E	Natural gas	C	Sulfuric acid, 11% - 75%	X
Benzine, petroleum naphtha	X	Ferric sulfate 150°F (65°C)	G	Nickel chloride 150°F (65°C)	E	Sulfuric acid, 76% - 95%	X
Black sulfate liquor	E	Formaldehyde	G	Nickel sulfate 150°F (65°C)	E	Sulfuric acid, fuming	X
Blast furnace gas	E	Formic acid	C	Nitric acid, crude	X	Sulfurous acid	X
Borax	G	Fuel oil	X	Nitric acid, diluted 10%	C	Tannic acid	G
Boric acid	E	Furfural	X	Nitric acid, concentrated 70%	X	Tar	G
Bromine	X	Gasoline, unleaded	X	Nitrobenzene	C	Tartaric acid	E
Butane	X	Gasoline + MTBE	X	Oleic acid	X	Toluene, Toluol	X
Butyl acetate	X	Gasoline Hi Test + MTBE	X	Oleum	I	Trichloroethylene	X
Butyl alcohol, Butanol	C	Gelatin	E	Oxalic acid	G	Turpentine	X
Calcium bisulfate	C	Glucose	E	Oxygen	X	Urea, water solution	E
Calcium chloride	E	Glue	E	Palmitic acid	X	Vinegar	E
Calcium hydroxide	E	Glycerine, glycerol	E	Perchlorethylene	C	Vinyl acetate	X
Calcium hypochlorite	C	Green sulfate liquor	E	Petroleum oils and crude	X	Water, acid mine	E
Caliche liquors	G	HFC-134	I	Petroleum oils and crude 200°F (95°C)	X	Water, fresh	E
Cane sugar liquors	E	Hydraulic fluids: Petroleum	C	Phosphoric acid, crude	C	Water, distilled	E
Carbolic acid, phenol	X	Hydraulic fluids: Phosphate ester alkyl	X	Phosphoric acid, pure 45%	C	Whiskey and wines	E
Carbon dioxide, dry-wet	E	Hydraulic fluids: Phosphate ester aryl	X	Picric acid, molten	X	Xylene, xylol	X
Carbon disulfide	X	Hydraulic fluids: Phosphate ester blends	X	Picric acid, water solution	I	Zinc chloride	E
Carbon monoxide 140°F (60°C)	E	Hydraulic fluids: Silicate ester	X	Potassium chlorite	E	Zinc sulfate	E
				Potassium cyanide	E		

Parker Fluid Connectors Group

North American Divisions & Distribution Service Centers

Your complete source for quality tube fittings, hose & hose fittings, brass & composite fittings, quick-disconnect couplings, valves and assembly tools, locally available from a worldwide network of authorized distributors.

Fittings:

Available in inch and metric sizes covering SAE, BSP, DIN, GAZ, JIS and ISO thread configurations, manufactured from steel, stainless steel, brass, aluminum, nylon and thermoplastic.

Hose, Tubing and Bundles:

Available in a wide variety of sizes and materials including rubber, wire-reinforced, thermoplastic, hybrid and custom compounds.

Worldwide Availability:

Parker operates Fluid Connectors manufacturing locations and sales offices throughout North America, South America, Europe and Asia-Pacific.

For information, call toll free...

1-800-C-PARKER
(1-800-272-7537)

North American Divisions

Fluid System Connectors Division

Otsego, MI
phone 269 694 9411
fax 269 694 4614

Hose Products Division

Wickliffe, OH
phone 440 943 5700
fax 440 943 3129

Parflex Division

Ravenna, OH
phone 330 296 2871
fax 330 296 8433

Quick Coupling Division

Minneapolis, MN
phone 763 544 7781
fax 763 544 3418

Tube Fittings Division

Columbus, OH
phone 614 279 7070
fax 614 279 7685

Distribution Service Centers

Buena Park, CA

phone 714 522 8840
fax 714 994 1183

Louisville, KY

phone 502 937 1322
fax 502 937 4180

Portland, OR

phone 503 283 1020
fax 503 283 2201

Toledo, OH

phone 419 878 7000
fax 419 878 7001
fax 419 878 7420
(FCG Kit Operations)

Canada

Milton, ONT

phone 905 693 3000
fax 905 876 1958
(Contact Milton for other Service Center locations.)

Mexico

Toluca, MEX

phone (52) 722 2754 200
fax (52) 722 2722 168



Parker Hannifin Corporation

Hose Products Division

30240 Lakeland Boulevard

Wickliffe, OH 44092

Customer Service:

phone (440) 943-5700

email HPD.Support@support.parker.com

www.parker.com/safehose